



## IN THIS EDITION

The Impact of COVID-19 on Canadian Manufacturing

Economy Continues to Add Jobs, But Remain Lost

Employment Service Centres ARE OPEN... Virtually!

## JOBS REPORT JULY 2020

### TOTAL NUMBER OF JOB POSTINGS

**380**

Nipissing

**19**

from June

**163**

Parry Sound

**9**

from June

### TOP INDUSTRY WITH VACANCIES

**Nipissing**

Health Care and Social Assistance (25.3%)

**Parry Sound**

Health Care and Social Assistance (24.5%)

To view the full report, visit our website [www.thelabourmarketgroup.ca](http://www.thelabourmarketgroup.ca)

T. 705.474.0812  
Toll Free 1.877.223.8909  
F. 705.474.2069

101 Worthington St. East  
Suite 238  
North Bay, Ontario

The Labour Market Group is funded by:




## THE IMPACT OF COVID-19 ON CANADIAN MANUFACTURING

### KEY FINDINGS



Between February and April 2020, Canada's manufacturing sector lost over **280,000 jobs** — a **17% drop** in employment compared to 16% Canada-wide.



May and June data from the **Labour Force Survey** show a rebound since April's steep decline, with **nearly half of manufacturing jobs returning**. Nevertheless, the situation remains precarious.

As the Canadian economy re-opens, a full recovery will depend on the ability of manufacturers to fulfill backlogged and incoming orders, which means securing both supply chains and distribution channels.



Access to quality labour market information is critical to help education providers and job seekers identify in-demand skills and other work requirements. As firms shift production and supply chain processes, these requirements will also change.

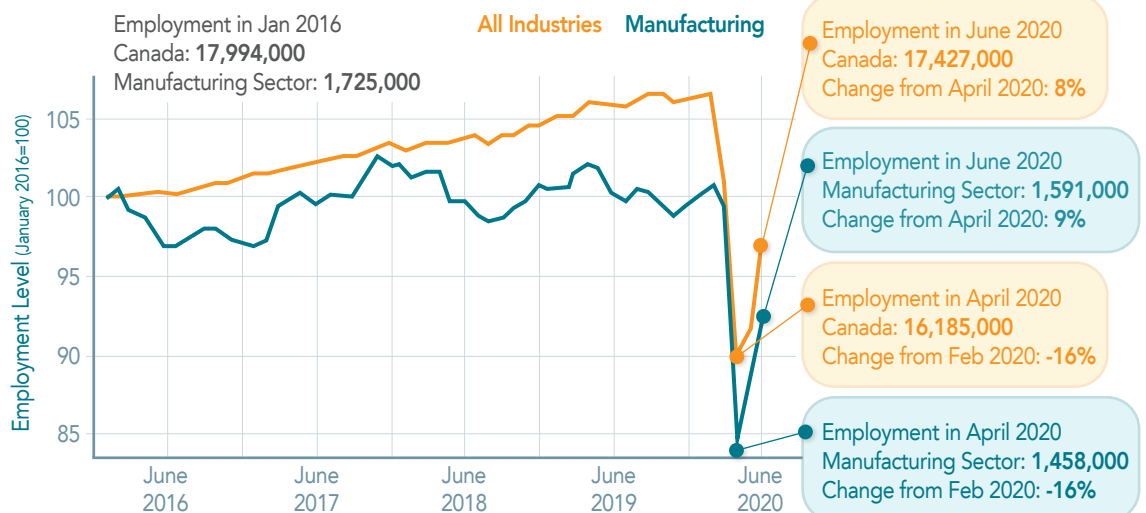


Even before the pandemic, fulfilling orders was a concern for many businesses, as **skills shortages and rising costs** kept production levels below capacity. New challenges and priorities have emerged, such as staff and customer safety and operational upkeep, compounding previous concerns.



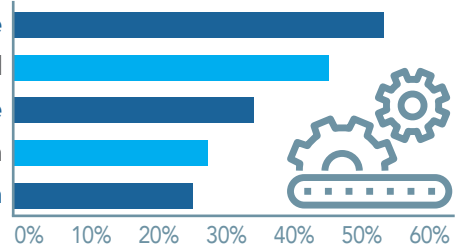
**9% of the Canadian workforce**

In Canada, the manufacturing sector provides jobs for over 1.7 million people, comprises more than 10% of Canada's GDP and accounts for 68% of all of Canada's merchandise exports (<https://www.ic.gc.ca/eic/site/mfg-fab.nsf/eng/home>).



Skills shortages emerged as the number one concern that firms were struggling with prior to the COVID-19 outbreak. See Figure 2

- Skills Shortage
- Cost Control
- Technology Upgrade
- Capacity Utilization
- Reorganization



## READY. SET. HIRED.

Job Portal for the districts of Nipissing and Parry Sound

There are currently **237** jobs available. Find yours TODAY!



readysethired.ca

## EMPLOYMENT SERVICE CENTRES ARE OPEN...



Although our office locations remain closed, we are still offering **VIRTUAL SERVICES** to current and new clients.

EMPLOYMENT ONTARIO

Questions or concerns? Feel free to contact us at info@thelabourmarketgroup.ca

T. 705.474.0812  
Toll Free 1.877.223.8909  
F. 705.474.2069

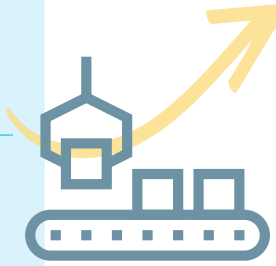
101 Worthington St. East  
Suite 238  
North Bay, Ontario

The Labour Market Group is funded by:



IN MAY  
**62,200**  
JOBS

IN JUNE  
**70,800**  
JOBS

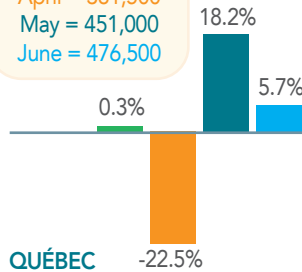


### Moving Toward Recovery

As restrictions begin to lift, employment in manufacturing is starting to rebound. In May, 62,200 jobs were regained; in June, another 70,800 returned. The month-over-month relative employment changes in manufacturing are shown by region in Figure 3. From March to April, the largest share of job losses occurred in Québec with an employment decline of 22.5%; British Columbia, on the other hand, saw the least decline.

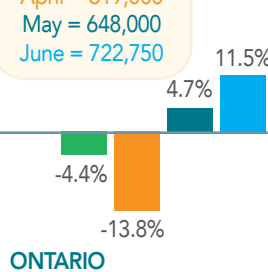
#### TOTAL EMPLOYMENT

March = 492,500  
April = 381,500  
May = 451,000  
June = 476,500



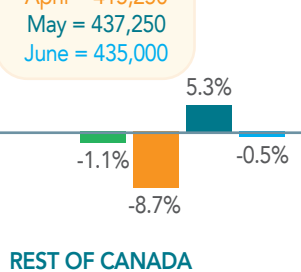
#### TOTAL EMPLOYMENT

March = 717,750  
April = 619,000  
May = 648,000  
June = 722,750



#### TOTAL EMPLOYMENT

March = 454,750  
April = 415,250  
May = 437,250  
June = 435,000



Source: LMI Insight Report no. 34

## ECONOMY CONTINUES TO ADD JOBS, BUT REMAIN LOST

MORE THAN **1.3 MILLION** JOBS



that have yet to come back are being held back by consumer confidence, business closures, and related factors. As a result, these jobs may take much longer to return.

Of the 418,500 jobs gained in July, 347,900 of them were in the services sector.



Despite the job recovery in July, employment in many industries remains well below pre-pandemic levels. **Accommodation and food services** has been the hardest hit, with employment still down 25% from February levels.

### AVERAGE WEEKLY WAGES SURGED

during the pandemic, as job losses were focused in lower wage industries.



Canada has now recovered **55%** of the jobs lost between February and April.



**418,500** JOBS

Canada's economy continues to recover, as indicated by the 418,500 jobs created in July. However, the increase is less than June, suggesting the initial bounce-back is now behind us.

### BY INDUSTRY, THE LARGEST INCREASES OCCURRED IN:

Wholesale and retail trade +101,300



Accommodation and food services +100,500

Other services +39,500



Average wages are up compared to last July, a decrease from the 8.1% year-over-year gain in June.

**UP 6.1%**

Source: The Conference Board of Canada