

# MONTHLY JOBS REPORT

AUGUST 2020

## Nipissing District

There were 305 job postings recorded for Nipissing district in the month of August. This was a large decrease; -19.7% (-75), from the previous month's figure of 380 postings. After some signs of job postings rebounding from the COVID-19 measures mid-summer, August was the second consecutive month with a drop in the number of postings. The August 2020 figure is also significantly below; -34.0% (-157) the current 5-year August average of 462 postings. 182 unique employers posted jobs in June which was notably below; -13.5% (-28) above the 5-year August average of 210.

**305** Total Number of Job Postings **↓75** from Jul.

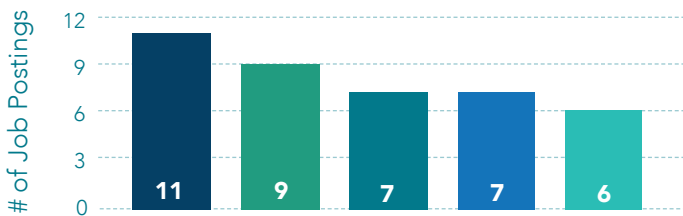
## Parry Sound District

There were 109 job postings recorded for the Parry Sound district in the month of August. This figure represents a significant decrease; -33.1% (-54), from the previous month's total of 163 postings and also represents that largest month-over-month decrease in job postings since the start of the COVID-19 pandemic. The August total is also significantly below; -16.3% (-21), the current 5-year August average of 130 job postings. 57 unique employers posted jobs in August.

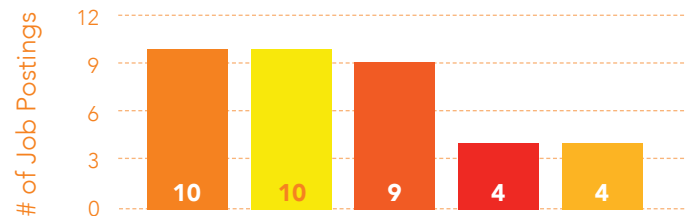
**109** Total Number of Job Postings **↓54** from Jul.

\* North American Industry Classification System (NAICS) is the system utilized by the governments of Canada, United States and Mexico in order to classify companies based on their primary functions/objectives.

### Top 5 Employers Posting Jobs



### Top 5 Employers Posting Jobs




### Top 5 Industries Hiring (NAICS)



#### Top 5 Positions

- 7** Personal Support Worker
- 3** Registered Practical Nurse
- 3** Dental Assistant / Associate
- 3** Early Childhood Educator / Assistant
- 3** Social / Addictions Worker

### Top 5 Industries Hiring (NAICS)



#### Top 5 Positions

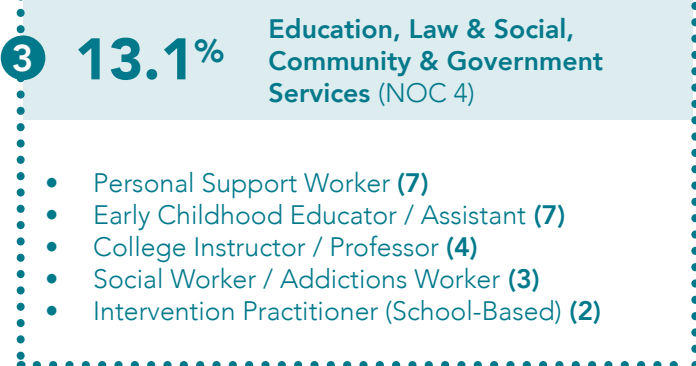
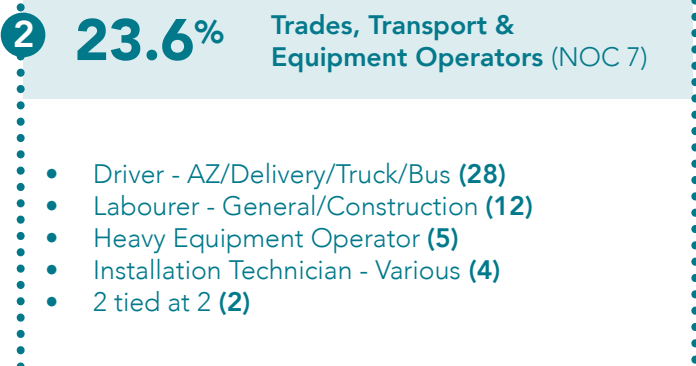
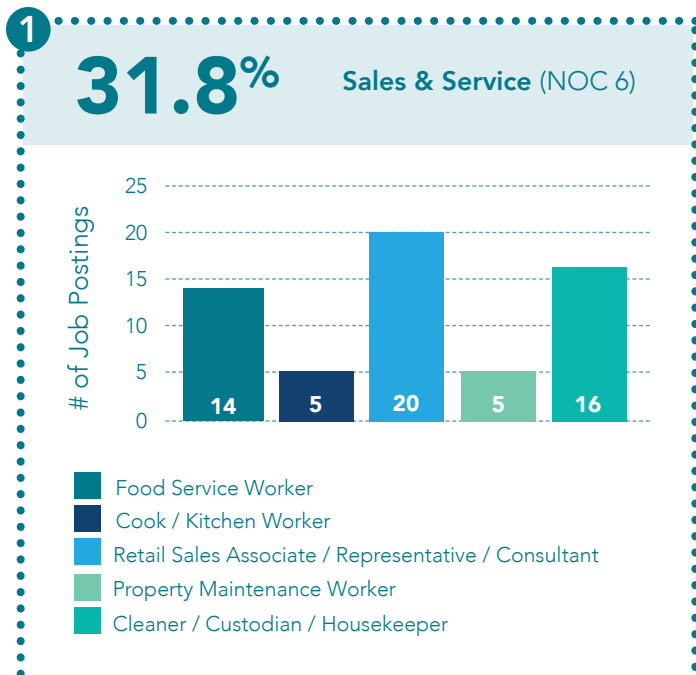
- 4** Dietary Aide
- 3** Personal Support Worker
- 2** Homemaker / Independent Living Assistant
- 2** Kitchen Attendant
- 2** Dental Assistant

- 2 14.4% : Retail Trade (NAICS 44-45)
- 3 13.1% : Accommodation & Food Services (NAIC 72)
- 4 11.8% : Transport. & Warehousing (NAICS 48-49)
- 5 10.5% : Construction (NAIC 23)

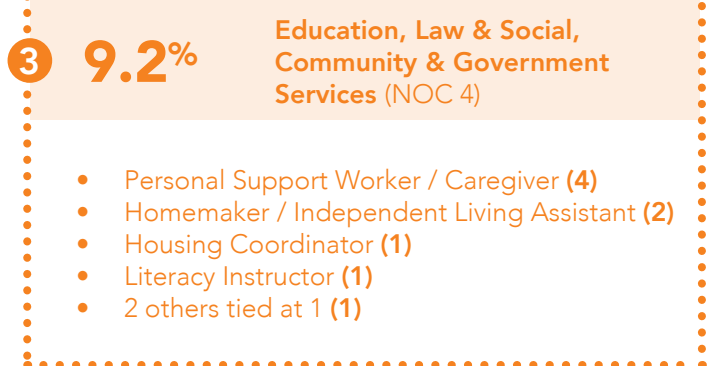
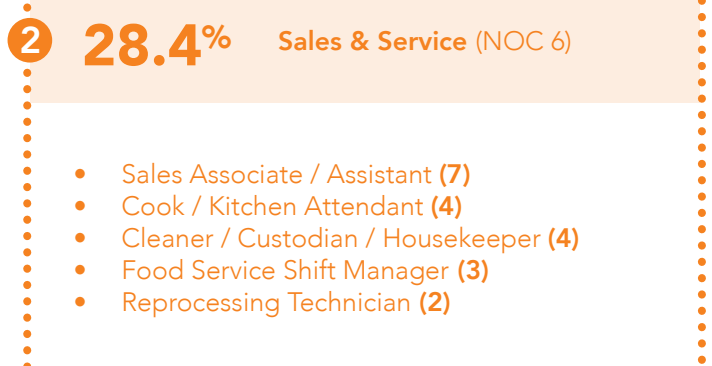
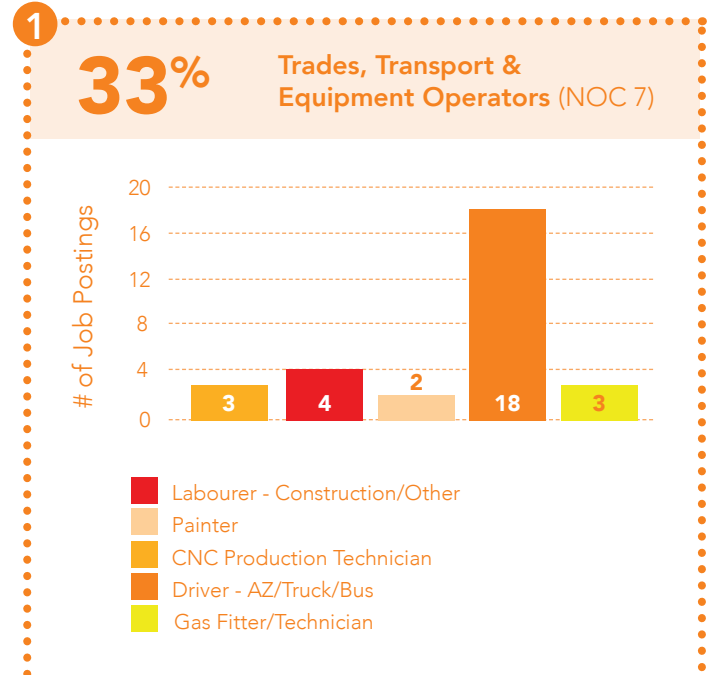
- 2 16.5% : Manufacturing (NAICS 31-33)
- 3 16.5% : Retail Trade (NAICS 44-45)
- 4 11.9% : Construction (NAIC 23)
- 5 11% : Transport. & Warehousing (NAICS 48-49)

\* National Occupation Classification (NOC) is the system utilized by the Government of Canada to organize occupations based on the primary job requirements and skill level.

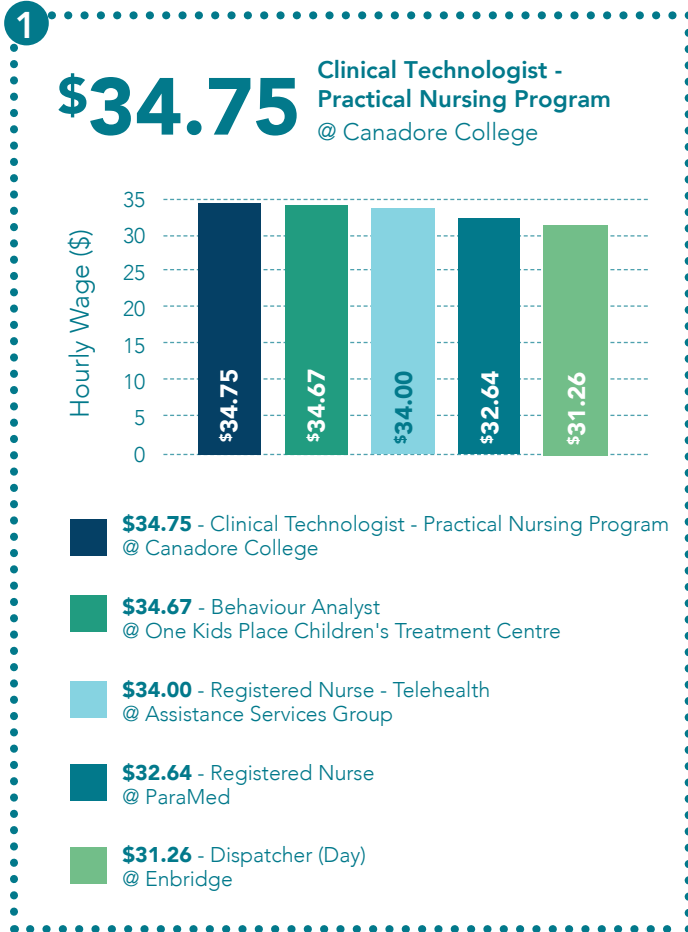
### Top 3 Occupational Categories (NOC)



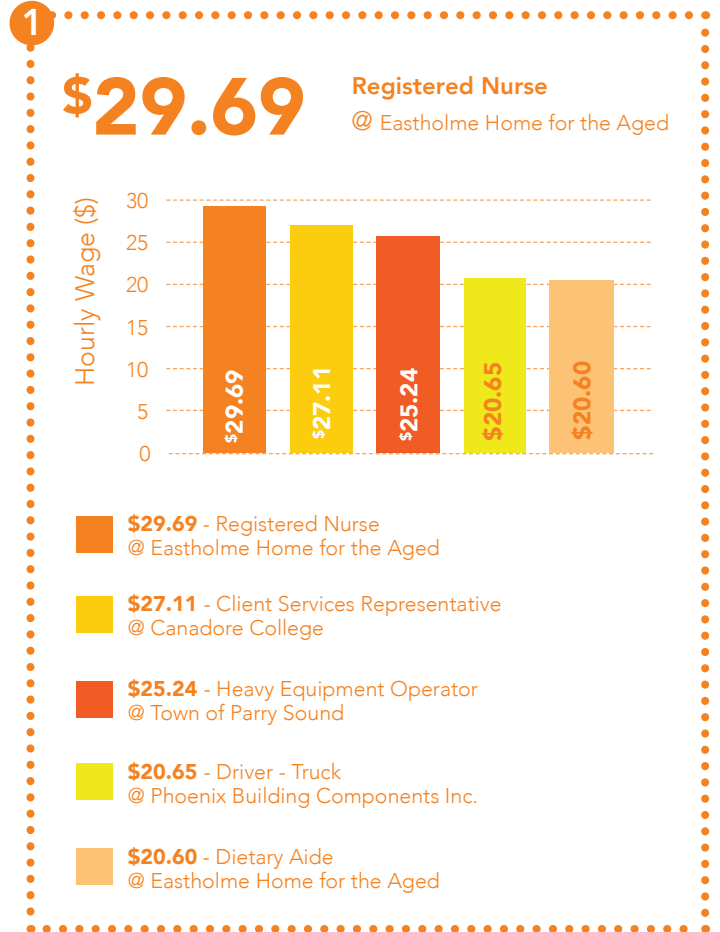
### Top 3 Occupational Categories (NOC)



## Highest Paying Posted Jobs By Hourly Wage



## Highest Paying Posted Jobs By Hourly Wage



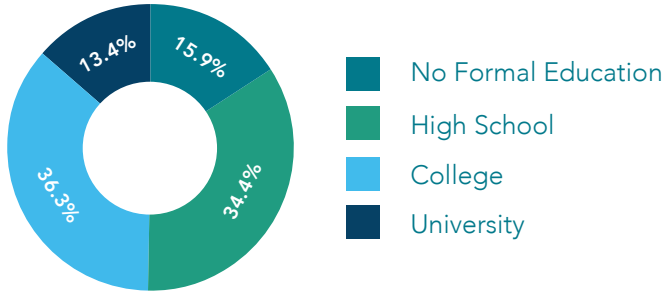
## Highest Paying Posted Jobs By Annual Salary



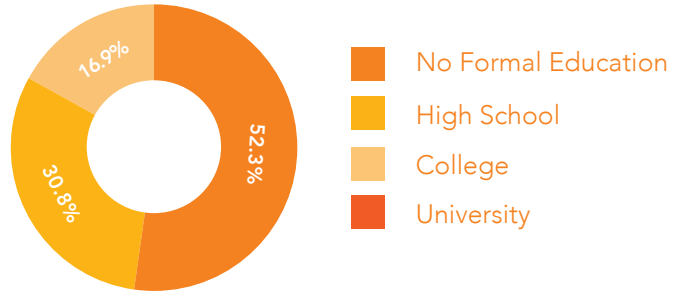
## Highest Paying Posted Job By Annual Salary



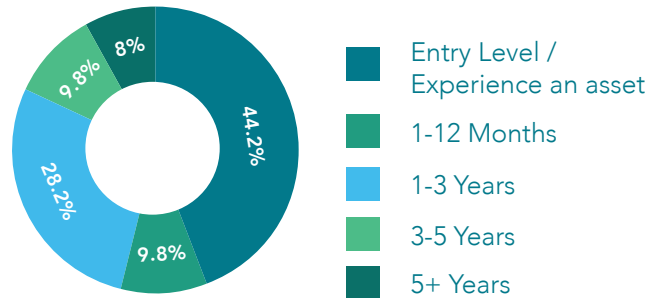
## Educational Level Requested:



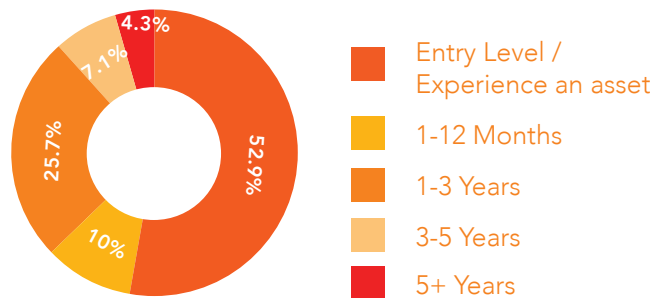
## Educational Level Requested:



## Required Experience Breakdown:



## Required Experience Breakdown:



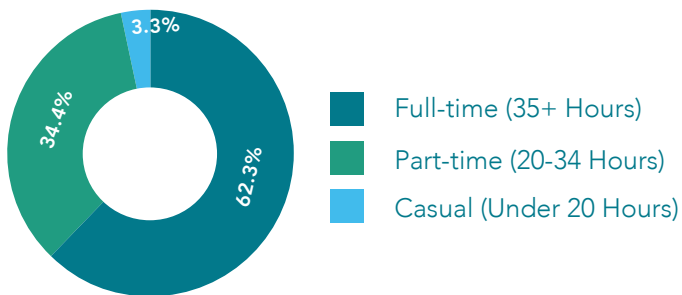
163

Postings listed experience requirements  
(53.4%)

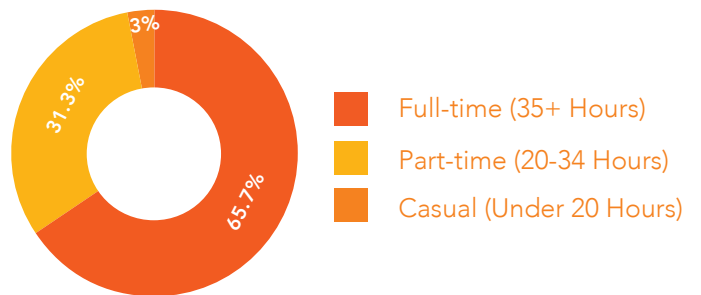
70

Postings listed experience requirements  
(64.2%)

## Full-time / Part-time Breakdown



## Full-time / Part-time Breakdown



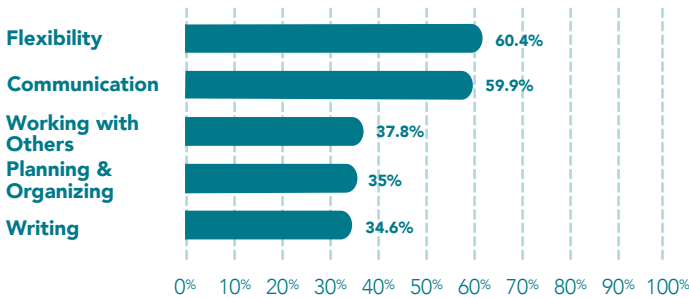
273

Postings listed hours offered (89.5%)

99

Postings listed hours offered (90.8%)

## Top 5 Most Desired Soft Skills



There were 305 job postings recorded for Nipissing district in the month of August. This was a large decrease; -19.7% (-75), from the previous month's figure of 380 postings. After some signs of job postings rebounding from the COVID-19 measures mid-summer, August was the second consecutive month with a drop in the number of postings. The August 2020 figure is also significantly below; -34.0% (-157) the current 5-year August average of 462 postings. 182 unique employers posted jobs in June which was notably below; -13.5% (-28) above the 5-year August average of 210.

Of the 305 job postings in the month 99.7% (304) were collected from online sources, 33.1% (101) were seeking a candidate with some form of valid driver's license, 7.5% (23) indicated that the successful applicant would require a vehicle for daily job duties, 25.6% (78) stated that a criminal record check would be a condition of hiring and 4.9% (15) were requiring a bilingual individual.

The average hourly wage in August for those postings which listed an hourly wage was \$17.78/hour. This notably below; -8.6% (+\$1.68/hour), the current 12-month average of \$19.46/hour. Of the 185 postings which listed an hourly wage 25.4% (47) were listed at the provincial minimum wage of \$14.00/hour. For postings that listed an annual salary the average was \$48,719.95/year. This figure is slightly below; -2.2% (-\$1,109.11/year), the current 12-month average of \$49,829.06/year.

The Health Care and Social Assistance (NAICS-62) industry saw the greatest number of job postings in August with 16.4% (50) of the overall share amongst all major industry classifications. This was a significant decrease; -8.9%, in posting share when compared to the previous month's figure of 25.3%; the largest month-over-month decrease amongst all major industry classifications. The largest month-over-month increase in job postings was seen within the Transportation and Warehousing (NAICS-31-33) industry with a +6.3% change to make up 11.8% of the postings in August.

### WHAT IS THE LMG MONTHLY JOBS REPORT?

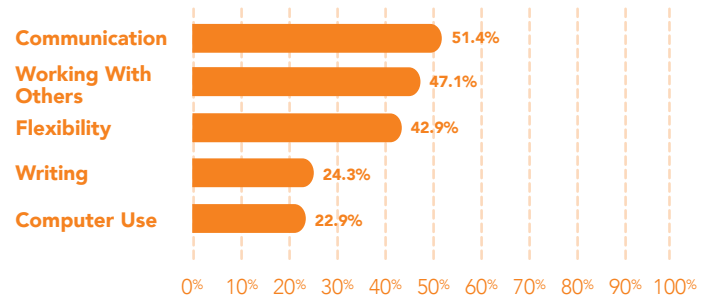
This Jobs Report is a monthly publication produced by The Labour Market Group. Each month we compile a list of jobs that were posted or advertised through a variety of sources in our community. This report provides current, key information about job postings in the Nipissing & Parry Sound districts. Job postings were gathered online from [www.jobbank.gc.ca](http://www.jobbank.gc.ca), [www.indeed.ca](http://www.indeed.ca), and [www.wowjobs.ca](http://www.wowjobs.ca), and the North Bay & District Jobs Facebook page. They were also gathered from our local newspapers including: Almaguin News, Parry Sound North Star, North Bay Nugget, Mattawa Recorder, and West Nipissing Tribune. The job postings in this study are by no means an exhaustive list of every available job during the collection period. It is simply a tally of jobs posted from the sources listed above. For more clarification on the collection process of this Jobs report, please contact [info@thelabourmarketgroup.ca](mailto:info@thelabourmarketgroup.ca). We would be more than happy to review our process with you!

<sup>2</sup> Includes placement agencies, employment service providers and temporary agencies postings which could otherwise fall under other industries but actual employers are unknown at this time.

<sup>3</sup> HGS and Zedd both post very frequently and state they are looking for large numbers of employees. As a result only 1 posting for each was considered

For more information & further details about local jobs, please contact :  
**The Labour Market Group**  
 Toll Free: 1-877-223-8909  
[info@thelabourmarketgroup.ca](mailto:info@thelabourmarketgroup.ca)

## Top 5 Most Desired Soft Skills



There were 109 job postings recorded for the Parry Sound district in the month of August. This figure represents a significant decrease; -33.1% (-54), from the previous month's total of 163 postings and also represents that largest month-over-month decrease in job postings since the start of the COVID-19 pandemic. The August total is also significantly below; -16.3% (-21), the current 5-year August average of 130 job postings. 57 unique employers posted jobs in August.

Of the 109 job postings in the month 100% (109) were collected from online sources, 20.2% (22) were seeking a candidate with some form of valid driver's license, 4.6% (5) indicated that the successful applicant would require a vehicle for daily job duties, 5.5% (6) stated that a criminal record check would be a condition of hiring and 0.0% (0) were requiring a bilingual individual.

The average hourly wage in August for those postings which listed an hourly wage was \$17.36/hour. This figure is slightly lower; -4.4% (-\$0.79/hour), than the current 12-month average of \$18.15/hour. Of the 62 postings which listed an hourly wage 22.6% (14) were listed at the provincial minimum wage of \$14.00/hour. For postings that listed an annual salary the average was \$36,617.78/year. The current 12-month average is \$43,966.96/year.

The Health Care and Social Assistance (NAICS-62) industry saw the greatest number of job postings in July with 23.9% (26) of the overall share amongst all major industry classifications. The Manufacturing (NAICS 31-33) industry saw the largest month-over-month increase in job posting share with a +8.5% increase from the previous month. The greatest month-over-month job share decrease of -4.6% was seen within Other Services (NAICS-81) industry.