

# MONTHLY JOBS REPORT

JULY 2020

## Nipissing District

There were 380 job postings recorded for Nipissing district in the month of July. This is slightly below; -4.8% (-19), the previous month's figure of 399 postings. The July 2020 figure is possibly showing some additional COVID-19 affects as it is significantly below; -17.9% (-83) the current 5-year July average of 463 postings. 208 unique employers posted jobs in July which was nearly on par; +3.7% (+7) above the 5-year July average of 201. These figures suggest that there are a similar number of employers seeking workers as there was pre-COVID but that the average employer is looking to hire fewer new workers.

**380** Total Number of Job Postings **↓19** from Jun.

## Parry Sound District

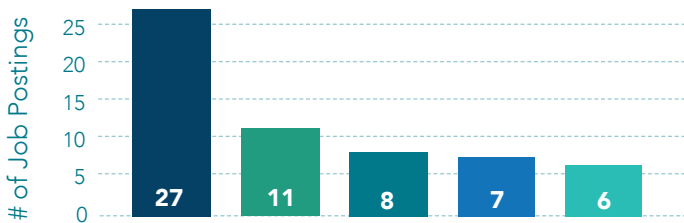
There were 163 job postings recorded for the Parry Sound district in the month of July. This figure represents relative month-over-month stability in job postings with a -5.2% (-9) drop from the June figure of 172 postings. The July total is also significantly higher; +14.8% (+21), than the current 5-year July average of 142 job postings. 73 unique employers posted jobs in July; slightly higher; +5.5% (+4) than the current 5-year July average.

**163** Total Number of Job Postings **↓9** from Jun.

\* North American Industry Classification System (NAICS) is the system utilized by the governments of Canada, United States and Mexico in order to classify companies based on their primary functions/objectives.

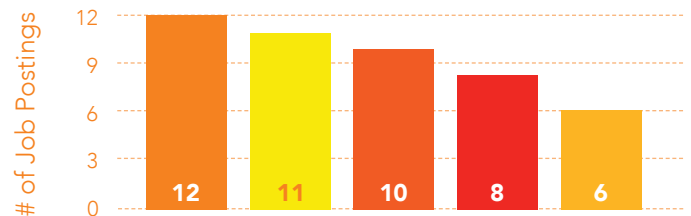
### Top 5 Employers Posting Jobs

- Plan A Healthcare Staffing Solutions
- Blanchfield Roofing Co. Ltd.
- Canadore College
- North Bay Regional Health Centre
- Best Blasting Mats



### Top 5 Employers Posting Jobs

- West Parry Sound Health Centre
- Hammond Transportation Ltd.
- Belvedere Heights Home for the Aged
- Glenn Burney Smashburger
- The Home Depot



### Top 5 Industries Hiring (NAICS)

**1** **25.3%** Health Care & Social Assistance (NAIC 62)  
of all job postings

#### Top 5 Positions

- 17** Personal Support Worker / Care Aide
- 11** Registered Nurse
- 10** Registered Practical Nurse
- 7** Family / Youth / Child Worker
- 6** Clerk - Pandemic / Health

### Top 5 Industries Hiring (NAICS)

**1** **24.5%** Health Care & Social Assistance (NAIC 62)  
of all job postings

#### Top 5 Positions

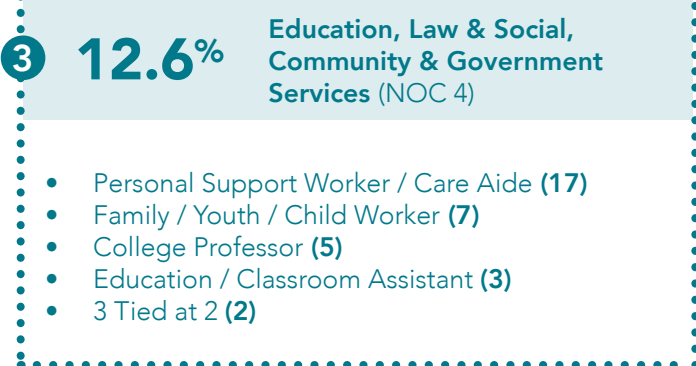
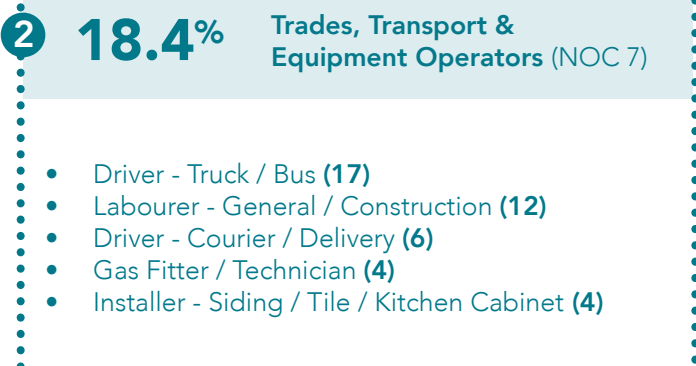
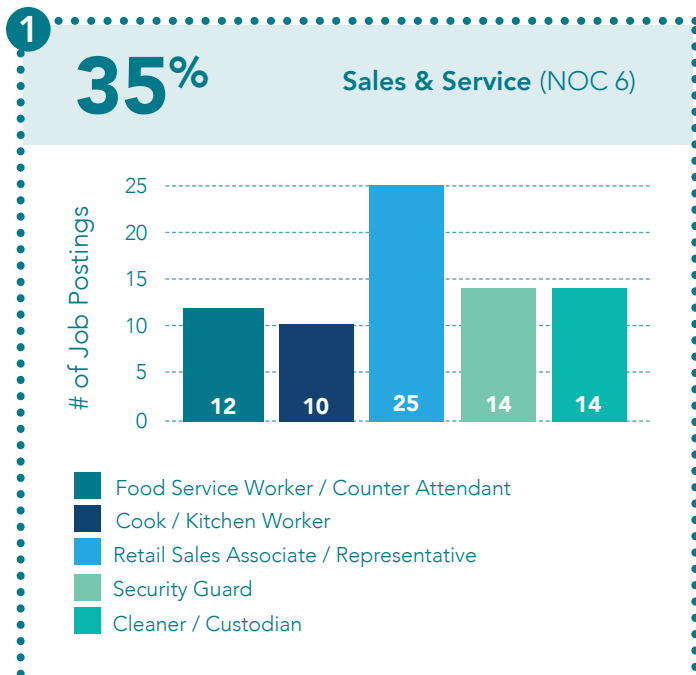
- 13** Personal Support Worker
- 4** Administrative Assistant / Office Administrator
- 3** Housekeeper
- 3** Caseworker / Support Worker
- 2** 2 tied at 2

- 2 13.4% : Retail Trade (NAICS 44-45)
- 3 11.1% : Accommodation & Food Services (NAIC 72)
- 4 9.5% : Manufacturing (NAICS 31-33)
- 5 7.9% : Construction (NAIC 23)

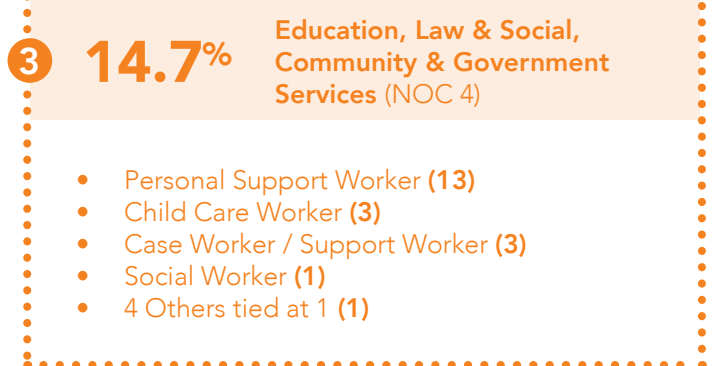
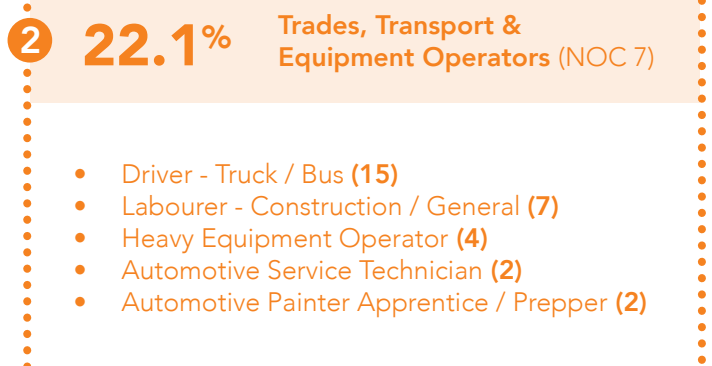
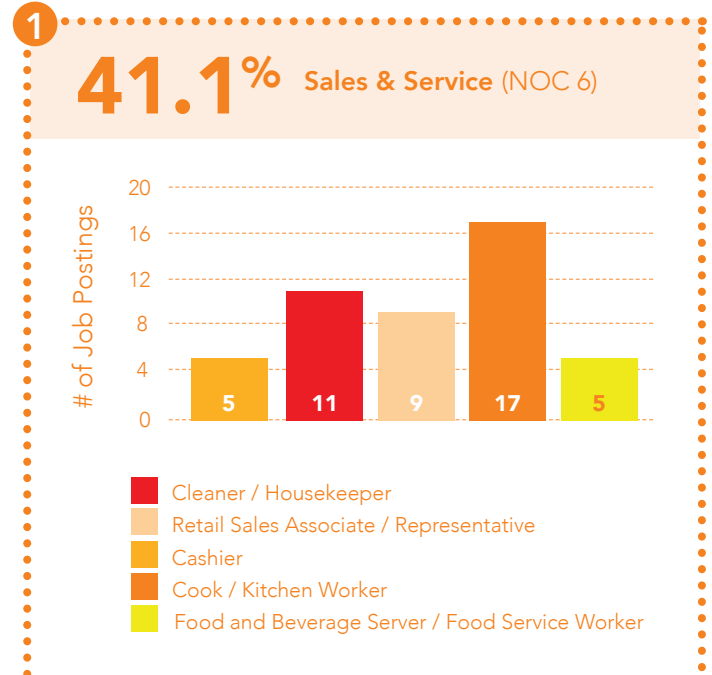
- 2 16%: Accommodation & Food Services (NAIC 72)
- 3 14.7%: Retail Trade (NAICS 44-45)
- 4 8%: Construction (NAIC 23)
- 5 8%: Manufacturing (NAICS 31-33)

\* National Occupation Classification (NOC) is the system utilized by the Government of Canada to organize occupations based on the primary job requirements and skill level.

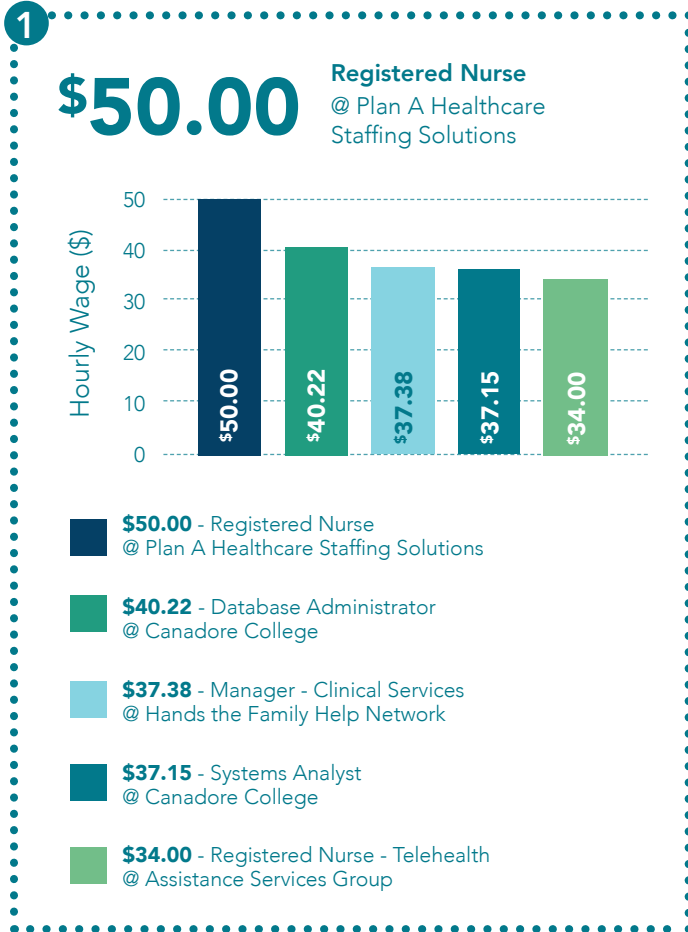
### Top 3 Occupational Categories (NOC)



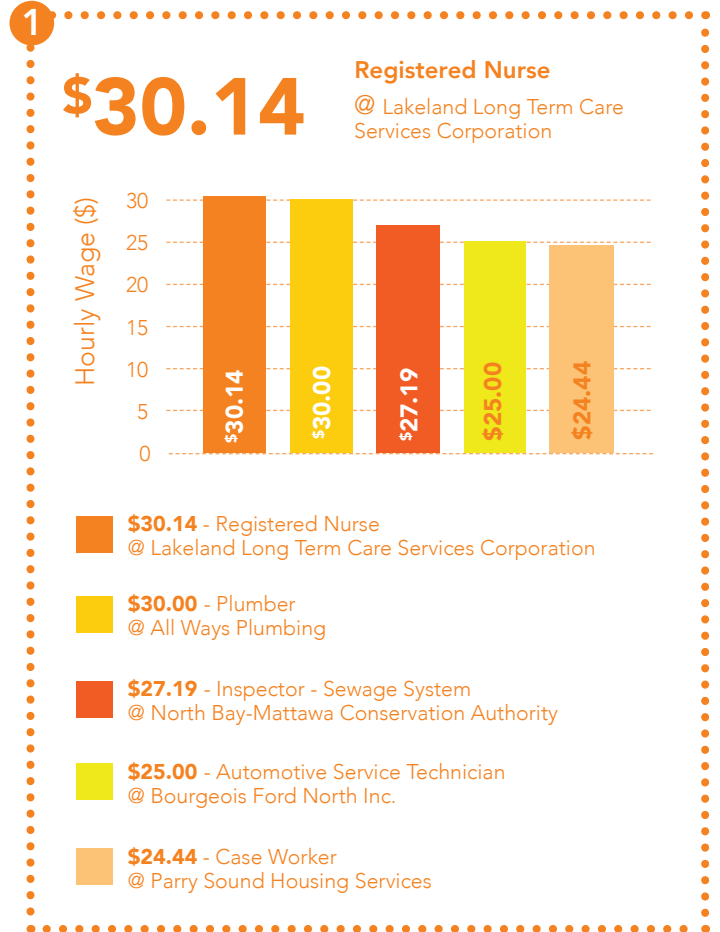
### Top 3 Occupational Categories (NOC)



## Highest Paying Posted Jobs By Hourly Wage



## Highest Paying Posted Jobs By Hourly Wage



## Highest Paying Posted Jobs By Annual Salary

1 **\$78,062**  
Manager - Nursing Practice  
@ North Bay Parry Sound District Health Unit

2 **\$76,607**  
Mental Health Nurse  
@ Ontario Public Service

3 **\$71,088**  
Nurse  
@ Ontario Public Service

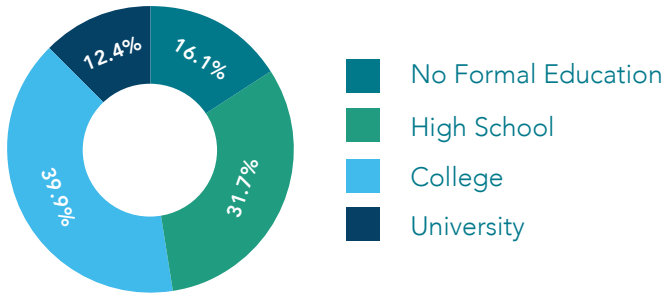
## Highest Paying Posted Job By Annual Salary

1 **\$70,000**  
Driller - Water Well  
@ Marshall Well Drilling

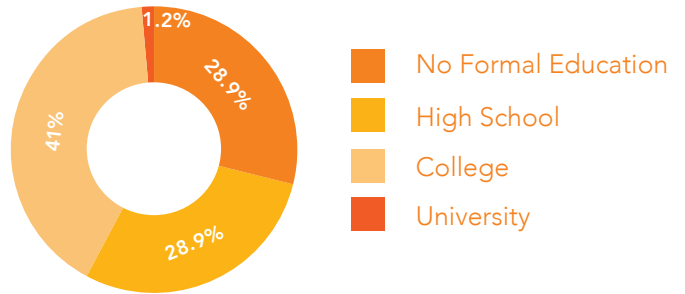
2 **\$60,000**  
Driver - Tow Truck  
@ Griffith Bros/ Service Centre Ltd.

3 **\$50,000**  
Construction Site Supervisor  
@ W.S. Morgan Construction Limited

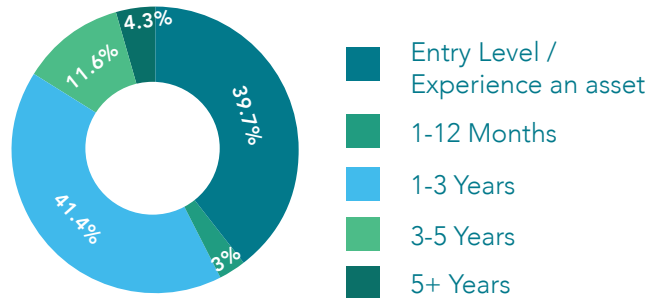
## Educational Level Requested:



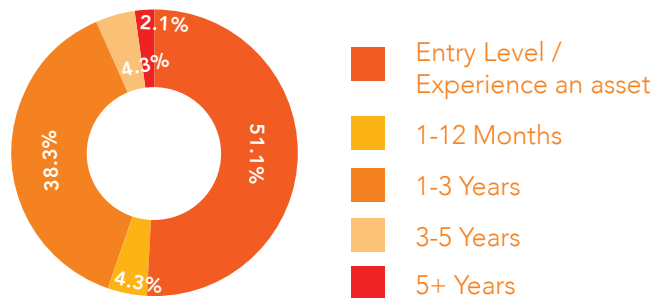
## Educational Level Requested:



## Required Experience Breakdown:



## Required Experience Breakdown:



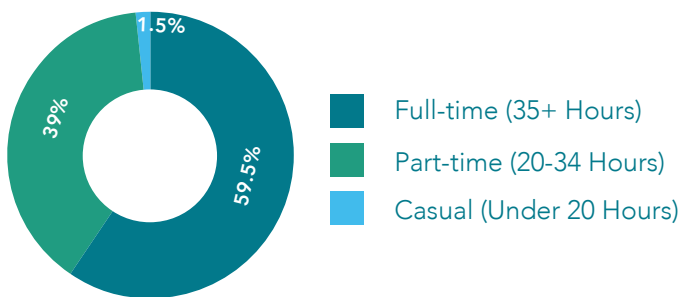
232

Postings listed experience requirements (61.1%)

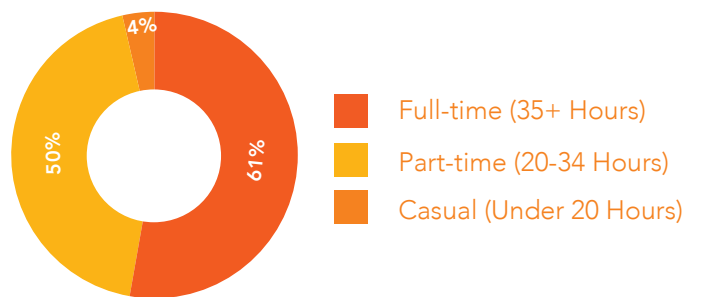
94

Postings listed experience requirements (57.7%)

## Full-time / Part-time Breakdown



## Full-time / Part-time Breakdown



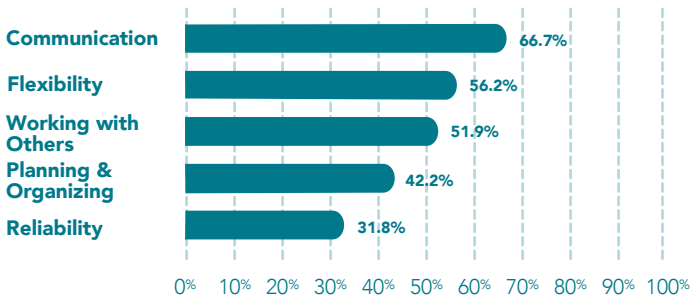
328

Postings listed hours offered (86.3%)

150

Postings listed hours offered (92%)

## Top 5 Most Desired Soft Skills



There were 380 job postings recorded for Nipissing district in the month of July. This is slightly below; -4.8% (-19), the previous month's figure of 399 postings. The July 2020 figure is possibly showing some additional COVID-19 affects as it is significantly below; -17.9% (-83) the current 5-year July average of 463 postings. 208 unique employers posted jobs in June which was nearly on par; +3.7% (+7) above the 5-year July average of 201. These figures suggest that there are a similar number of employers seeking workers as there was pre-COVID but that the average employer is looking to hire fewer new workers.

Of the 380 job postings in the month 96.6% (367) were collected from online sources, 25.0% (95) were seeking a candidate with some form of valid driver's license, 6.6% (25) indicated that the successful applicant would require a vehicle for daily job duties, 23.7% (90) stated that a criminal record check would be a condition of hiring and 6.8% (26) were requiring a bilingual individual.

The average hourly wage in July for those postings which listed an hourly wage was \$19.93/hour. This slightly above; +1.8% (+\$0.35/hour), the current 12-month average of \$19.58/hour. Of the 220 postings which listed an hourly wage 24.1% (53) were listed at the provincial minimum wage of \$14.00/hour. For postings that listed an annual salary the average was \$47,932.32/year. This figure is slightly below; -3.1% (-\$1,547.64/year), the current 12-month average of \$49,479.96/year.

The Health Care and Social Assistance (NAICS-62) industry saw the greatest number of job postings in July with 25.3% (96) of the overall share amongst all major industry classifications. This was small jump; +2.0% in posting share when compared to the previous month's figure of 23.3%. The largest month-over-month increase in job postings was seen within the Manufacturing (NAICS-31-33) industry with a +3.0% change to make up 9.5% of the postings in July. The Administrative and Support, Waste Management and Remediation Services (NAICS-56) industry the largest month-over-month decrease of -2.0% to make up 5.5% of the job postings in July.

### WHAT IS THE LMG MONTHLY JOBS REPORT?

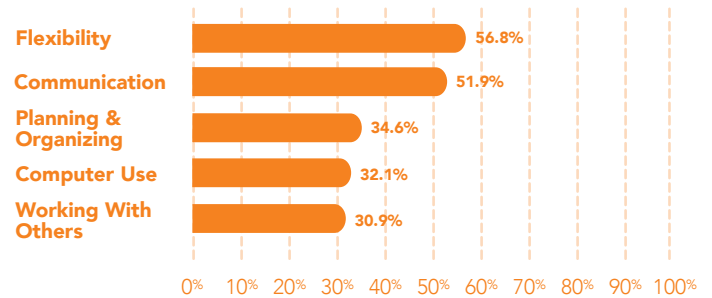
This Jobs Report is a monthly publication produced by The Labour Market Group. Each month we compile a list of jobs that were posted or advertised through a variety of sources in our community. This report provides current, key information about job postings in the Nipissing & Parry Sound districts. Job postings were gathered online from [www.jobbank.gc.ca](http://www.jobbank.gc.ca), [www.indeed.ca](http://www.indeed.ca), and [www.wowjobs.ca](http://www.wowjobs.ca), and the North Bay & District Jobs Facebook page. They were also gathered from our local newspapers including: Almaguin News, Parry Sound North Star, North Bay Nugget, Mattawa Recorder, and West Nipissing Tribune. The job postings in this study are by no means an exhaustive list of every available job during the collection period. It is simply a tally of jobs posted from the sources listed above. For more clarification on the collection process of this Jobs report, please contact [info@thelabourmarketgroup.ca](mailto:info@thelabourmarketgroup.ca). We would be more than happy to review our process with you!

<sup>2</sup> Includes placement agencies, employment service providers and temporary agencies postings which could otherwise fall under other industries but actual employers are unknown at this time.

<sup>3</sup> HGS and Zedd both post very frequently and state they are looking for large numbers of employees. As a result only 1 posting for each was considered

For more information & further details about local jobs, please contact :  
**The Labour Market Group**  
 Toll Free: 1-877-223-8909  
[info@thelabourmarketgroup.ca](mailto:info@thelabourmarketgroup.ca)

## Top 5 Most Desired Soft Skills



There were 163 job postings recorded for the Parry Sound district in the month of July. This figure represents relative month-over-month stability in job postings with a -5.2% (-9) drop from the June figure of 172 postings. The July total is also significantly higher; +14.8% (+21), than the current 5-year July average of 142 job postings. 73 unique employers posted jobs in July; slightly higher; +5.5% (+4) than the current 5-year July average.

Of the 163 job postings in the month 97.5% (159) were collected from online sources, 20.2% (33) were seeking a candidate with some form of valid driver's license, 3.7% (6) indicated that the successful applicant would require a vehicle for daily job duties, 8.0% (13) stated that a criminal record check would be a condition of hiring and 0.0% (0) were requiring a bilingual individual.

The average hourly wage in June for those postings which listed an hourly wage was \$17.49/hour. This figure is slightly lower; -3.6% (-\$0.66/hour), than the current 12-month average of \$18.15/hour. Of the 95 postings which listed an hourly wage 28.4% (27) were listed at the provincial minimum wage of \$14.00/hour. For postings that listed an annual salary the average was \$44,378.54/year. The current 12-month average is \$44,850.56/year.

The Health Care and Social Assistance (NAICS-62) industry saw the greatest number of job postings in July with 24.5% (40) of the overall share amongst all major industry classifications. The Transportation and Warehousing (NAICS 48-49) industry also saw the largest month-over-month increase in job posting share with a +6.2% increase from the previous month. The greatest month-over-month job share decrease of -7.4% was seen within the aforementioned Health Care and Social Assistance industry.