

MONTHLY JOBS REPORT

JUNE 2020

Nipissing District

There were 399 job postings recorded for Nipissing district in the month of June. This is the second consecutive month with a month-over-month increase since COVID-19 measures took place with a large +51.1% (+135) jump in job postings from May. The June 2020 figure is also showing signs of a return to normal as it was only -9.5% (-42) below the current 5-year June average of 441 job postings. 188 unique employers posted jobs in June which was nearly on par; -2.4% (-5) below the 5-year June average of 193. With the next set of pandemic measures likely to be reduced in July it is starting to appear as of the labour market demand is rebounding well through the pandemic to this point.

399 Total Number of Job Postings **↑ 135** from May

* North American Industry Classification System (NAICS) is the system utilized by the governments of Canada, United States and Mexico in order to classify companies based on their primary functions/objectives.

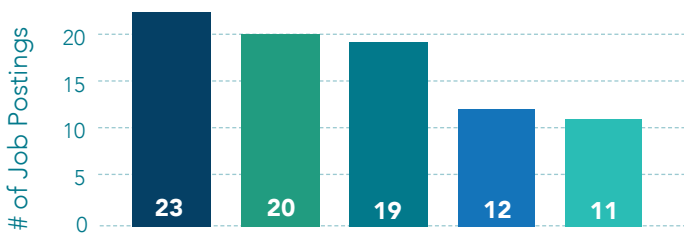
Parry Sound District

There were 172 job postings recorded for the Parry Sound district in the month of June. This figure represents a second monthly substantial increase; +41.0% (+50), in a row following the decrease seen from the COVID-19 pandemic. Not only was this a monthly increase but it also represented the highest figure for the month of June over the last 5 years; with the 5-year average being 132. 74 unique employers posted jobs in June; significantly higher; +13.1% (+9) than the current 5-year June average.

172 Total Number of Job Postings **↑ 50** from May

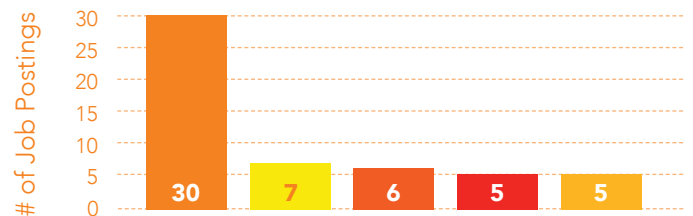
Top 5 Employers Posting Jobs

■ North Bay Regional Health Centre ■ Ontario Public Service
■ HGS ■ Canadore College
■ Plan A Healthcare Staffing Solutions



Top 5 Employers Posting Jobs

■ West Parry Sound Health Centre ■ District of Parry Sound Social Services Administration Board
■ Boston Pizza ■ Grand Tappatoo Resort
■ Belvedere Heights Home for the Aged



Top 5 Industries Hiring (NAICS)

1 **23.3%** Health Care & Social Assistance (NAIC 62)
of all job postings

Top 5 Positions

15 Pandemic Support Person
10 Personal Support Worker
9 Registered Practical Nurse
9 Registered Nurse
9 Housekeeper / Custodian

Top 5 Industries Hiring (NAICS)

1 **32%** Health Care & Social Assistance (NAIC 62)
of all job postings

Top 5 Positions

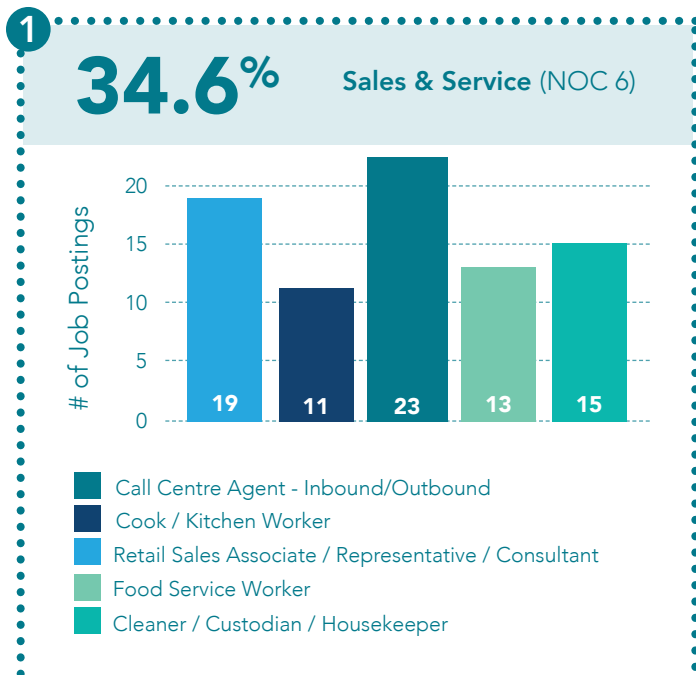
18 Screener - COVID
12 Personal Support Worker
4 Clerk / Receptionist / Secretary
3 Pandemic Support Worker
3 Social Worker / Crisis Support Worker

- 2 14.8% : Retail Trade (NAICS 44-45)
- 3 10.8% : Accommodation & Food Services (NAIC 72)
- 4 9.8% : Construction (NAIC 23)
- 5 7.5% : Admin. & Support, Waste Management & Remediation Services (NAIC 56)

- 2 20.9% : Accommodation & Food Services (NAIC 72)
- 3 12.8% : Retail Trade (NAICS 44-45)
- 4 12.2% : Construction (NAIC 23)
- 5 7.6% : Manufacturing (NAICS 31-33)

* National Occupation Classification (NOC) is the system utilized by the Government of Canada to organize occupations based on the primary job requirements and skill level.

Top 3 Occupational Categories (NOC)



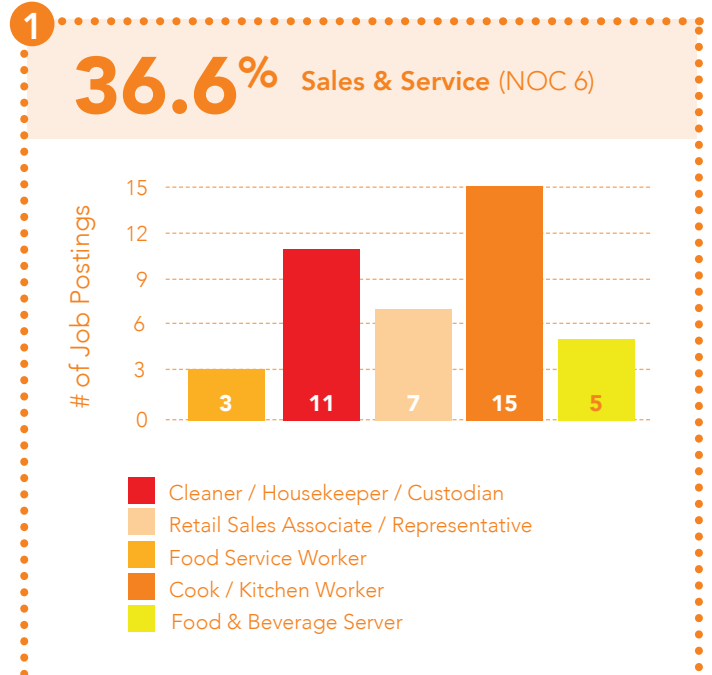
2 **18%** Trades, Transport & Equipment Operators (NOC 7)

- Labourer
- - Construction / General / Landscape (17)
- Driver - AZ/Bus/Truck (12)
- Driver - Delivery/Courier (7)
- Heavy Equipment Operator (6)
- Gas Fitter / Technician (5)

3 **13%** Education, Law & Social, Community & Government Services (NOC 4)

- Personal Support Worker / Care Support (11)
- Caseworker - Social Work (8)
- College Professor (8)
- Teacher / Assistant Educator (6)
- Correctional Officer (4)

Top 3 Occupational Categories (NOC)



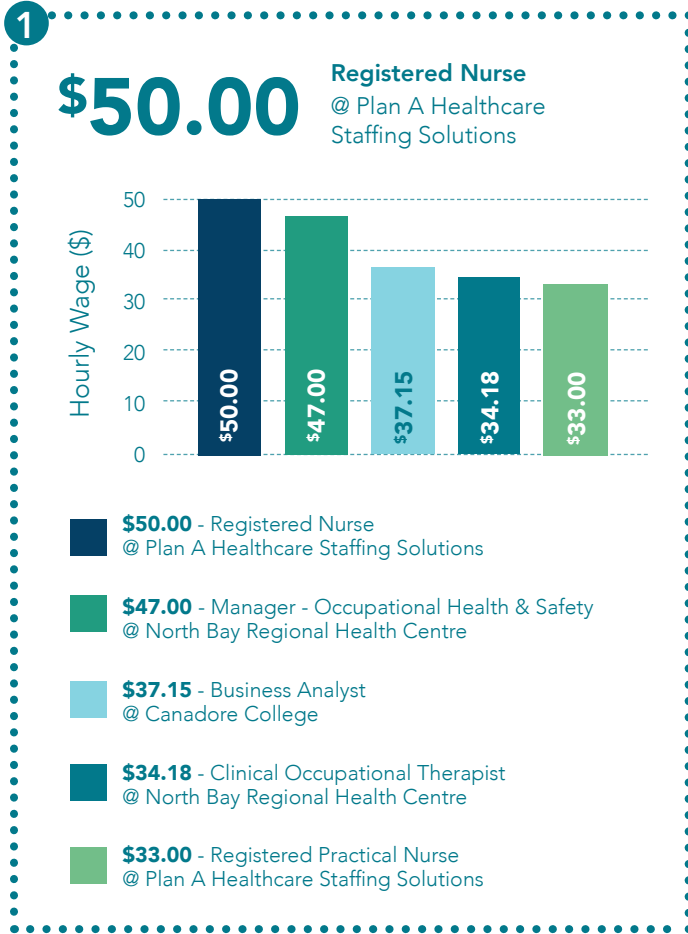
2 **16.9%** Trades, Transport & Equipment Operators (NOC 7)

- Labourer - Construction/Trades Helper (9)
- Driver - Truck (4)
- Carpenter (3)
- Installer - Solar Panels / Insulation (3)
- 3 tied at 2 (2)

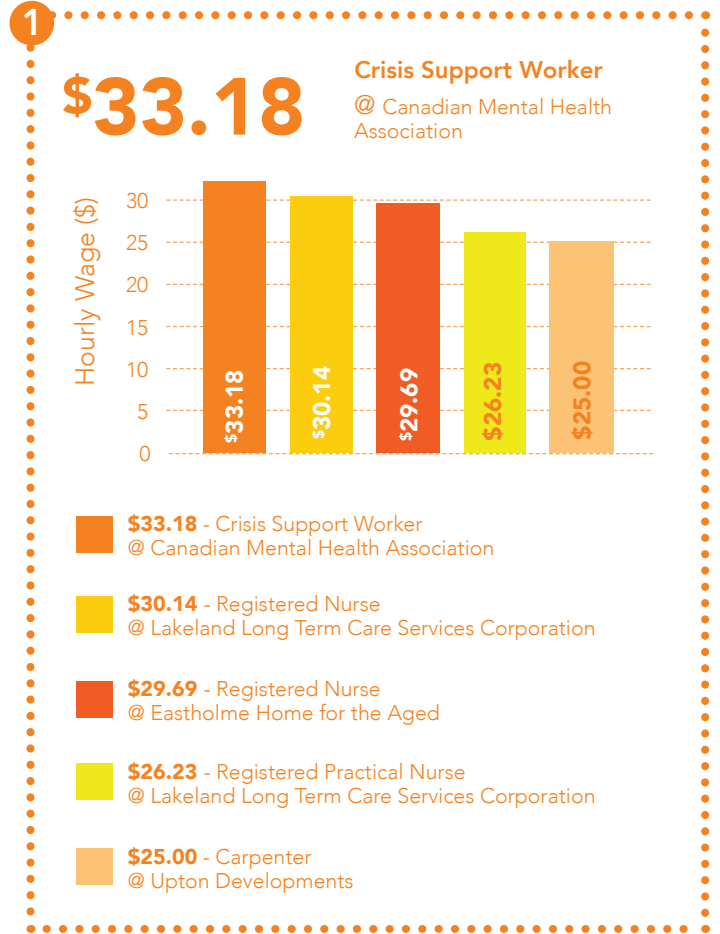
3 **16.3%** Education, Law & Social, Community & Government Services (NOC 4)

- Personal Support Worker (12)
- Child Care Worker (3)
- Social Worker / Crisis Support Worker (3)
- Case Manager / Support Worker (2)
- Teacher - Supply / Secondary (2)

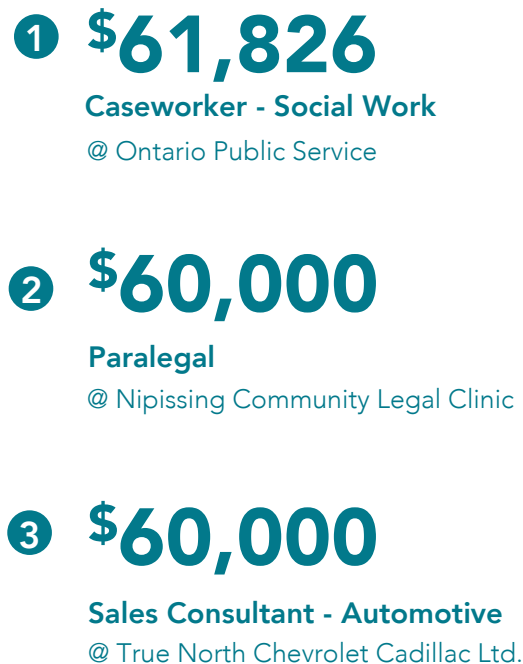
Highest Paying Posted Jobs By Hourly Wage



Highest Paying Posted Jobs By Hourly Wage



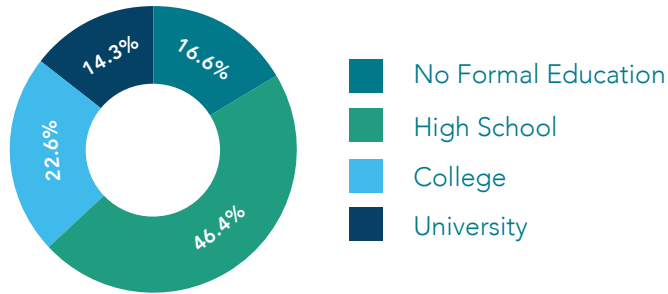
Highest Paying Posted Jobs By Annual Salary



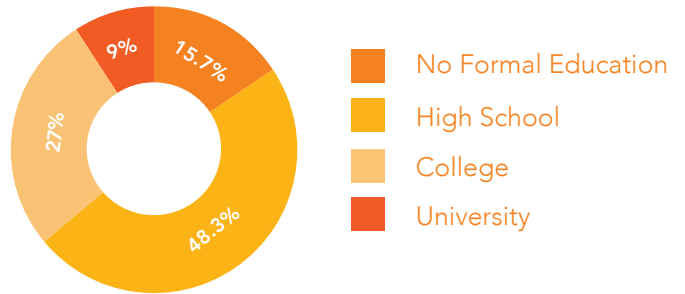
Highest Paying Posted Job By Annual Salary



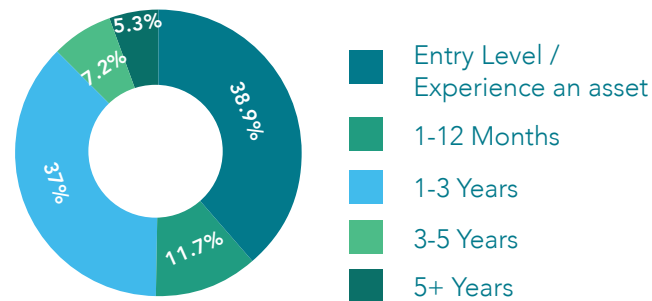
Educational Level Requested:



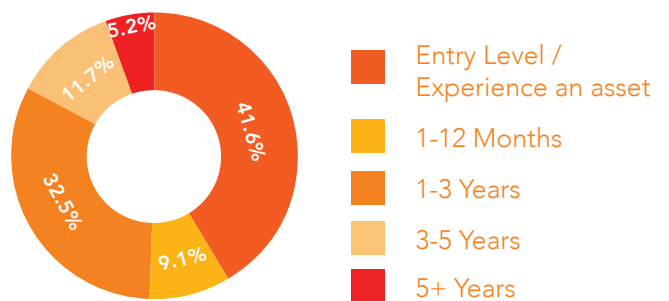
Educational Level Requested:



Required Experience Breakdown:



Required Experience Breakdown:



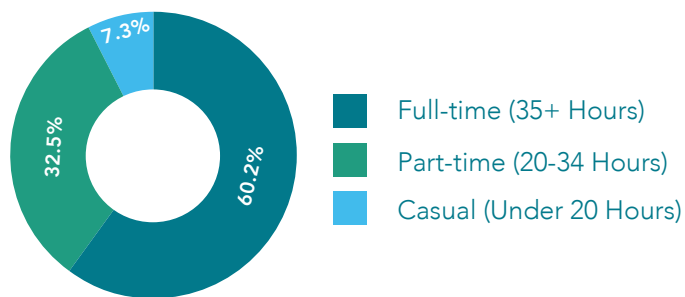
265

Postings listed experience requirements
(66.4%)

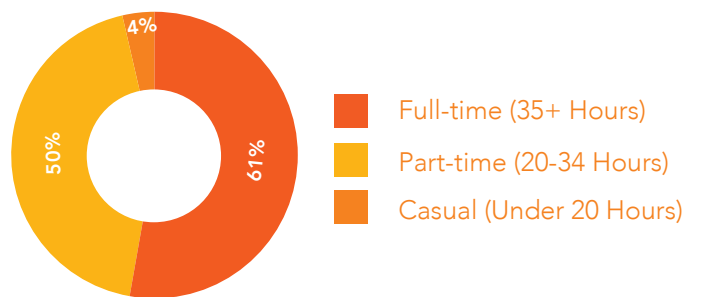
77

Postings listed experience requirements
(44.8%)

Full-time / Part-time Breakdown



Full-time / Part-time Breakdown



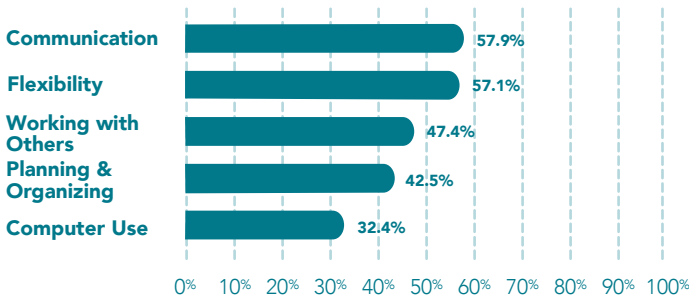
342

Postings listed hours offered (85.7%)

154

Postings listed hours offered (89.5%)

Top 5 Most Desired Soft Skills



There were 399 job postings recorded for Nipissing district in the month of June. This is the second consecutive month with a month-over-month increase since COVID-19 measures took place with a large +51.1% (+135) jump in job postings from May. The June 2020 figure is also showing signs of a return to normal as it was only -9.5% (-42) below the current 5-year June average of 441 job postings. 188 unique employers posted jobs in June which was nearly on par; -2.4% (-5) below the 5-year June average of 193. With the next set of pandemic measures likely to be reduced in July it is starting to appear as of the labour market demand is rebounding well through the pandemic to this point.

Of the 399 job postings in the month 98.7% (394) were collected from online sources, 19.0% (76) were seeking a candidate with some form of valid driver's license, 4.5% (18) indicated that the successful applicant would require a vehicle for daily job duties, 22.6% (90) stated that a criminal record check would be a condition of hiring and 15.0% (60) were requiring a bilingual individual.

The average hourly wage in June for those postings which listed an hourly wage was \$19.64/hour. This is nearly identical; +0.5% (+\$0.10/hour), to the current 12-month average of \$19.54/hour. Of the 232 postings which listed an hourly wage 21.6% (50) were listed at the provincial minimum wage of \$14.00/hour. For postings that listed an annual salary the average was \$50,622.65/year. This figure slightly above; +1.7% (+\$855.60/year), the current 12-month average of \$49,767.05/year.

The Health Care and Social Assistance (NAICS-62) industry saw the greatest number of job postings in June with 23.3% (93) of the overall share amongst all major industry classifications. This was slight jump; +3.6% in posting share when compared to the previous month's figure of 19.7%. The largest month-over-month increase in job postings was seen within the Accommodation and Food Services (NAICS-72) industry with a +5.5% change to make up 10.8% of the postings in June. After seeing a large jump in May, the Retail Services (NAICS-44-45) saw the largest month-over-month decrease of -8.3% to make up 14.8% of the job postings in June.

WHAT IS THE LMG MONTHLY JOBS REPORT?

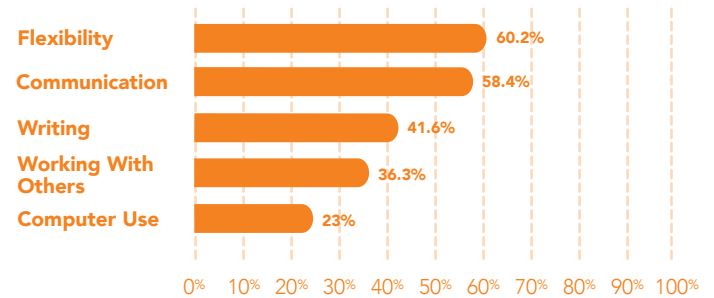
This Jobs Report is a monthly publication produced by The Labour Market Group. Each month we compile a list of jobs that were posted or advertised through a variety of sources in our community. This report provides current, key information about job postings in the Nipissing & Parry Sound districts. Job postings were gathered online from www.jobbank.gc.ca, www.indeed.ca, and www.wowjobs.ca, and the North Bay & District Jobs Facebook page. They were also gathered from our local newspapers including: *Almaguin News*, *Parry Sound North Star*, *North Bay Nugget*, *Mattawa Recorder*, and *West Nipissing Tribune*. The job postings in this study are by no means an exhaustive list of every available job during the collection period. It is simply a tally of jobs posted from the sources listed above. For more clarification on the collection process of this Jobs report, please contact info@thelabourmarketgroup.ca. We would be more than happy to review our process with you!

² Includes placement agencies, employment service providers and temporary agencies postings which could otherwise fall under other industries but actual employers are unknown at this time.

³ HGS and Zedd both post very frequently and state they are looking for large numbers of employees. As a result only 1 posting for each was considered

For more information & further details about local jobs, please contact :
The Labour Market Group
 Toll Free: 1-877-223-8909
info@thelabourmarketgroup.ca

Top 5 Most Desired Soft Skills



There were 172 job postings recorded for the Parry Sound district in the month of June. This figure represents a second monthly substantial increase; +41.0% (+50), in a row following the decrease seen from the COVID-19 pandemic. Not only was this a monthly increase but it also represented the highest figure for the month of June over the last 5 years; with the 5-year average being 132. 74 unique employers posted jobs in June; significantly higher; +13.1% (+9) than the current 5-year June average.

Of the 172 job postings in the month 99.4% (171) were collected from online sources, 10.5% (18) were seeking a candidate with some form of valid driver's license, 5.8% (10) indicated that the successful applicant would require a vehicle for daily job duties, 8.1% (14) stated that a criminal record check would be a condition of hiring and 0.6% (1) were requiring a bilingual individual.

The average hourly wage in June for those postings which listed an hourly wage was \$18.83/hour. This figure is slightly higher; +3.9% (+\$0.70/hour), than the current 12-month average of \$18.13/hour. Of the 75 postings which listed an hourly wage 10.7% (8) were listed at the provincial minimum wage of \$14.00/hour. For postings that listed an annual salary the average was \$39,856.00/year. The current 12-month average is \$44,159.07/year.

The Health Care and Social Assistance (NAICS-62) industry saw the greatest number of job postings in June with 32.0% (55) of the overall share amongst all major industry classifications. This industry also saw the largest month-over-month increase in job posting share with a +14.8% increase. The greatest month-over-month job share decrease of -15.7% was seen within the Construction (NAICS-23) industry which accounted for 12.2% (21) of the postings in June. Seeing the substantial jump in job postings within the Health Care and Social Assistance industry should certainly be expected due the ongoing COVID-19 pandemic and requirement for additional medical supports.