

MONTHLY JOBS REPORT

APRIL 2020

Nipissing District

There were 169 job postings recorded for Nipissing district in the month of April. This continues the steep downward trend in job postings brought on by the COVID-19 pandemic. The April figure is -41.1% or 118 postings lower than that March total of 287 job postings. The April total is also more than half; -54.0% (-198), of the 5-year April average of 367 job postings. With sine measures easing in early May there could be a slight bounce back of the total number of job postings in the next month. 78 unique employers posted jobs in April.

169 Total Number of Job Postings **↓118** from Mar.

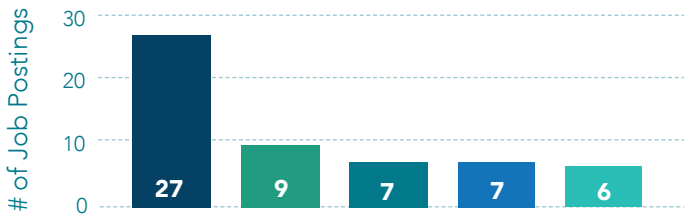
Parry Sound District

There were 93 job postings recorded for the Parry Sound district in the month of April. This figure represents the first large decrease in monthly job postings since the COVID-19 pandemic began with a -29.0% (-38) decrease from March. With some easing of measures in early May there could be a small bounce back in job postings over the next month but expected to be well below the 5-year monthly average. April 2020 saw a large drop; -34.3% (-49) from the 5-year April average of 142 postings. 93 unique employers posted jobs in April.

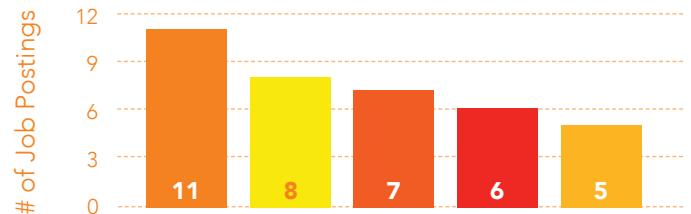
93 Total Number of Job Postings **↓38** from Mar.

* North American Industry Classification System (NAICS) is the system utilized by the governments of Canada, United States and Mexico in order to classify companies based on their primary functions/objectives.

Top 5 Employers Posting Jobs



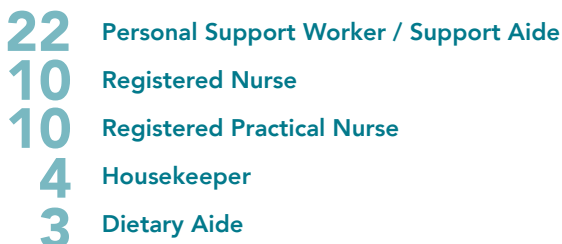
Top 5 Employers Posting Jobs



Top 5 Industries Hiring (NAICS)



Top 5 Positions



Top 5 Industries Hiring (NAICS)



Top 5 Positions

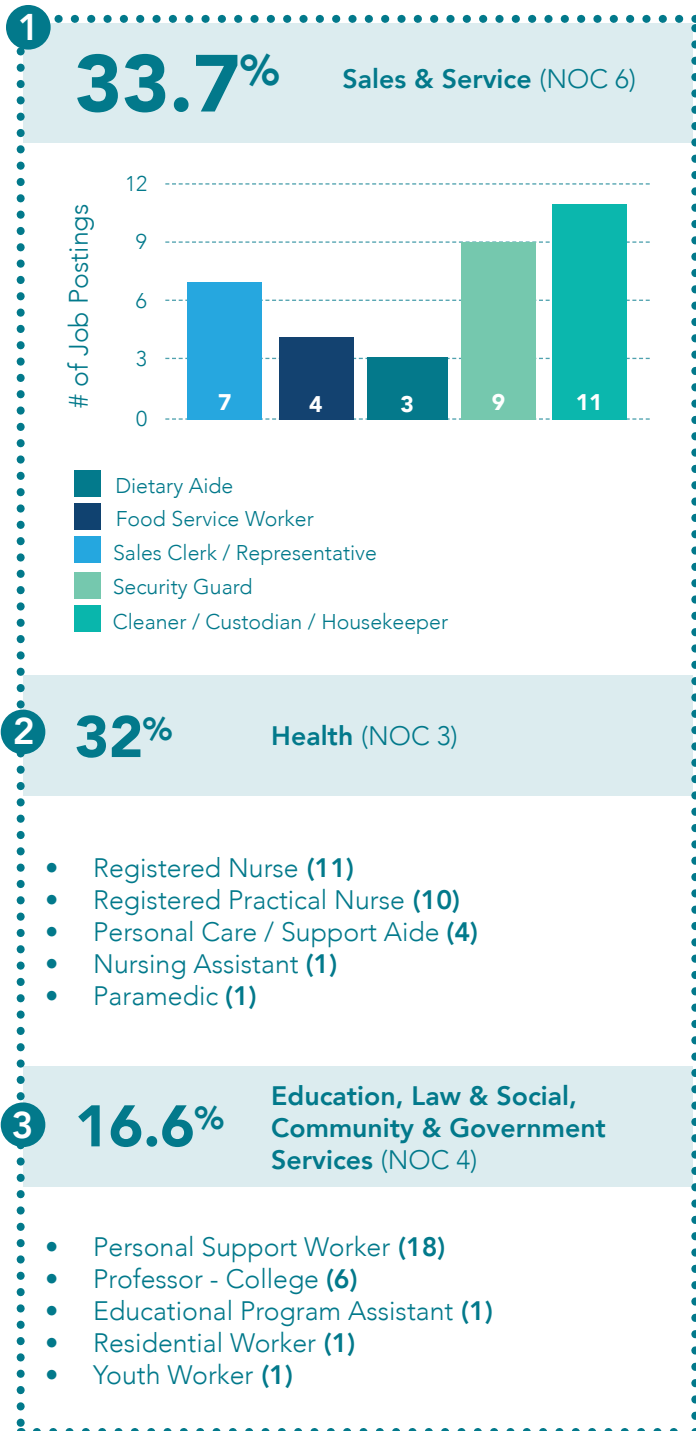


- 2 12.4% : Retail Trade (NAICS 44-45)
- 3 10.7% : Professional, Scientific & Technical Services (NAIC 54)
- 4 7.7% : Manufacturing (NAICS 31-33)
- 5 6.5% : Admin. & Support, Waste Management & Remediation Services (NAIC 56)

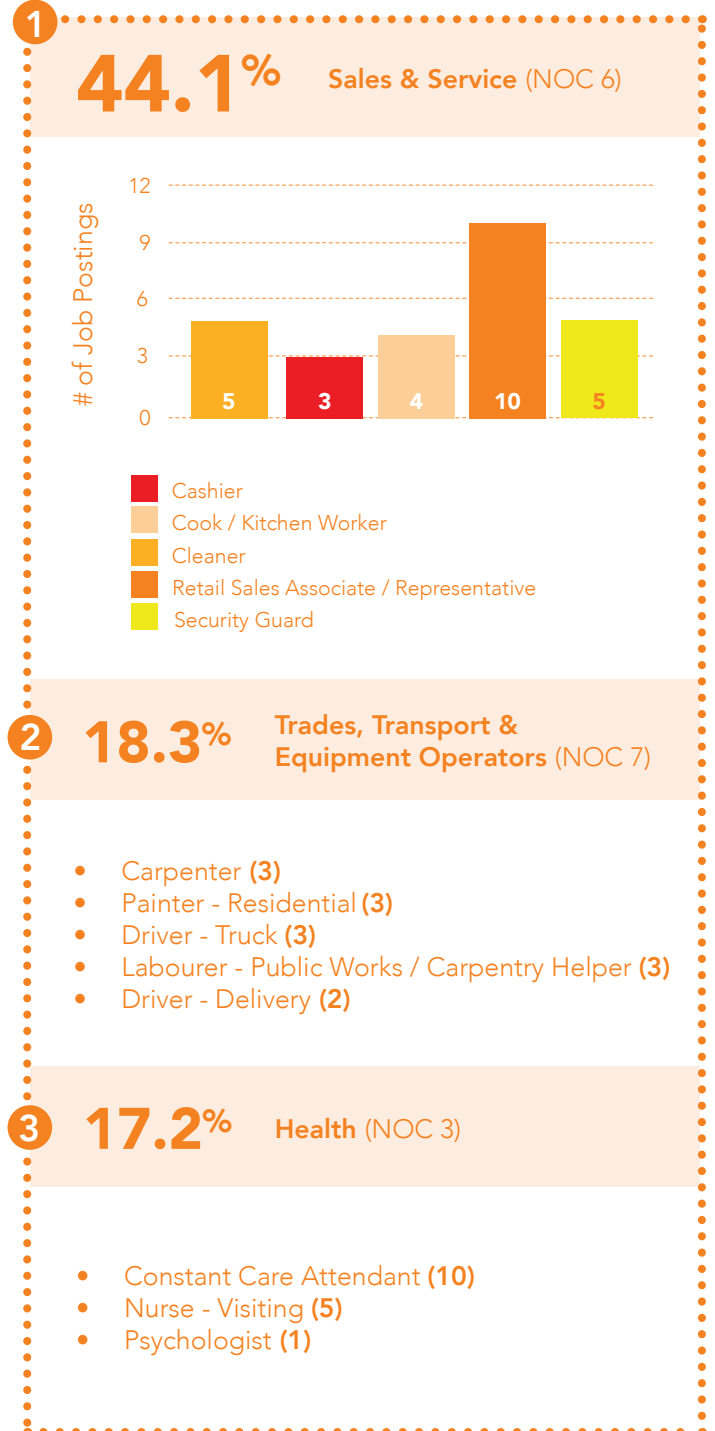
- 2 22.6% : Retail Trade (NAICS 44-45)
- 3 8.6% : Admin. & Support, Waste Management & Remediation Services (NAIC 56)
- 4 7.5% : Construction (NAIC 23)
- 5 7.5% : Accommodation & Food Services (NAIC 72)

* National Occupation Classification (NOC) is the system utilized by the Government of Canada to organize occupations based on the primary job requirements and skill level.

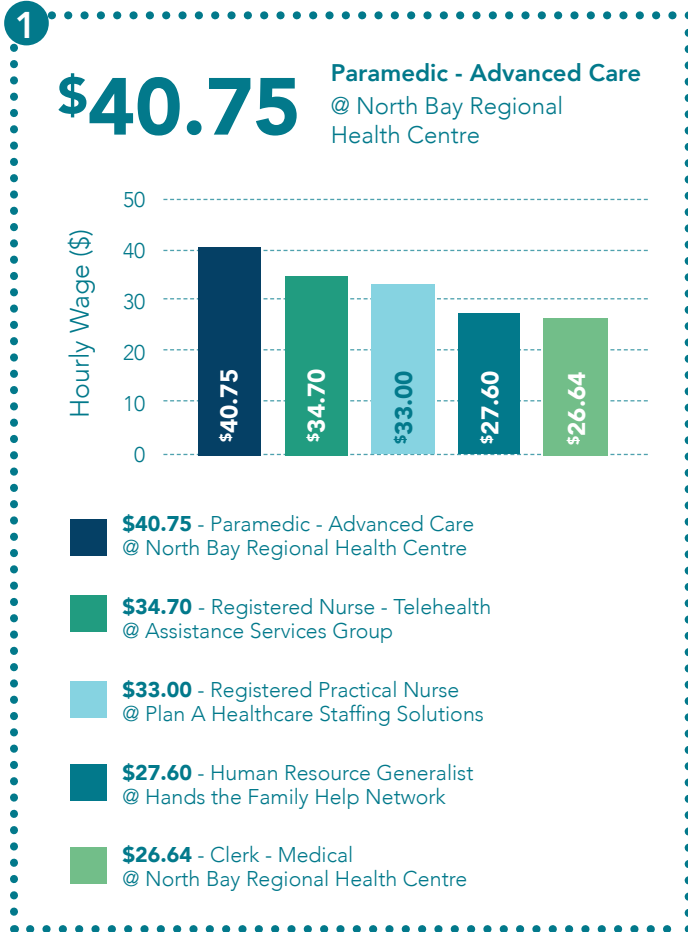
Top 3 Occupational Categories (NOC)



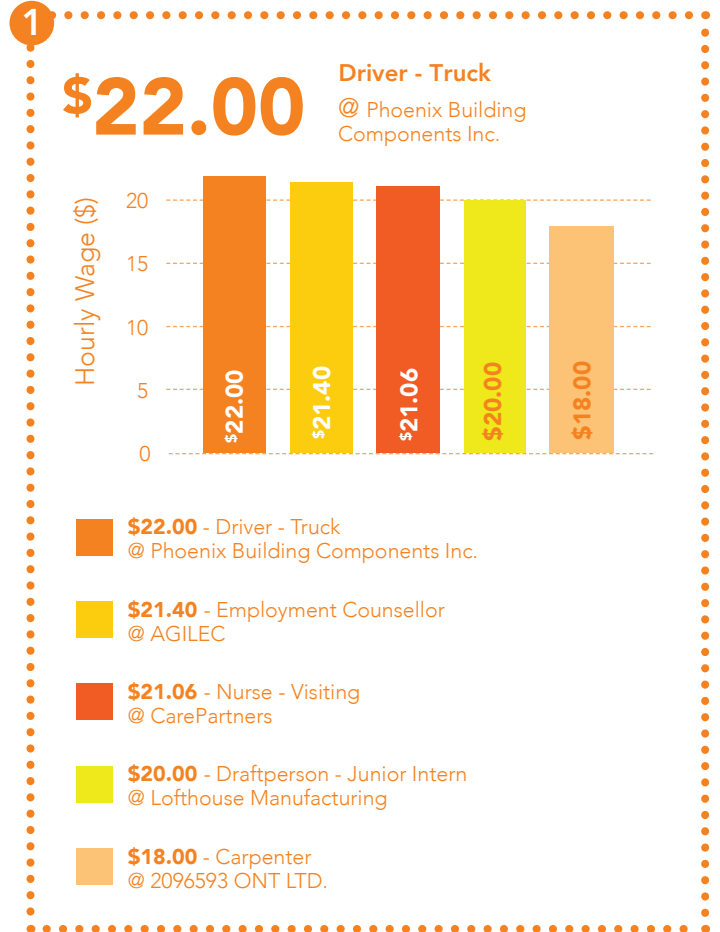
Top 3 Occupational Categories (NOC)



Highest Paying Posted Jobs By Hourly Wage



Highest Paying Posted Jobs By Hourly Wage



Highest Paying Posted Jobs By Annual Salary

1 **\$83,847**
Psychologist / Psychological Associate
@ Hands the Family Help Network

2 **\$82,569**
Head of Corridor Management
@ Ministry of Transportation

3 **\$80,000**
Technician - Telecommunications
@ Integrated Solutions

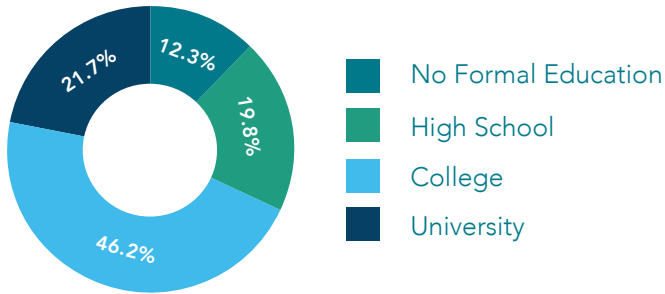
Highest Paying Posted Job By Annual Salary

1 **\$83,847**
Psychologist / Psychological Associate
@ Hands the Family Help Network

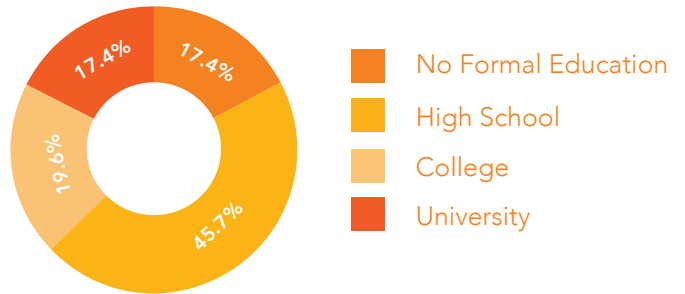
2 **\$80,000**
Technician - Telecommunications
@ Integrated Solutions

3 **\$45,000**
Sewer - Commercial
@ Connor Industries

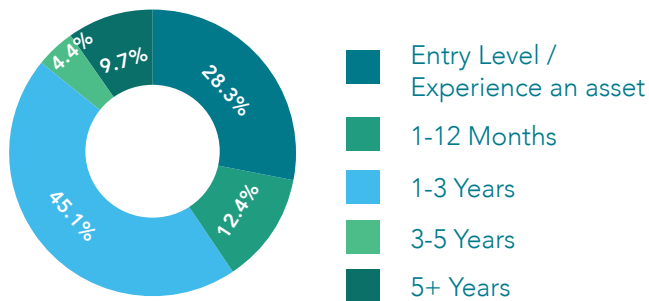
Educational Level Requested:



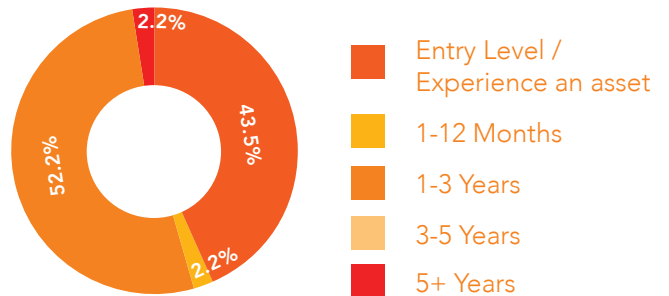
Educational Level Requested:



Required Experience Breakdown:



Required Experience Breakdown:



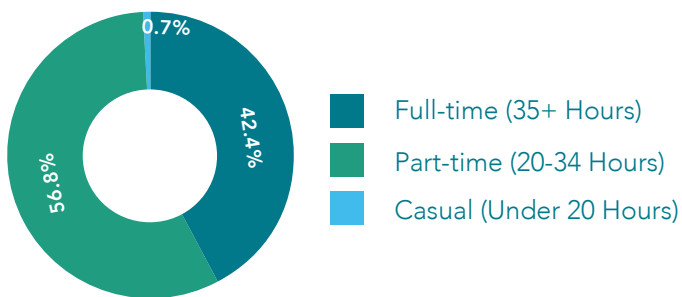
113

Postings listed experience requirements
(66.9%)

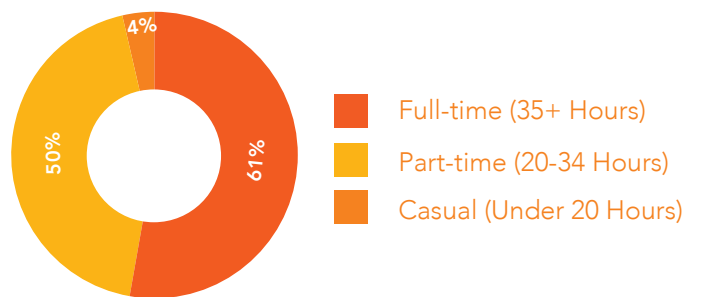
46

Postings listed experience requirements
(49.5%)

Full-time / Part-time Breakdown



Full-time / Part-time Breakdown



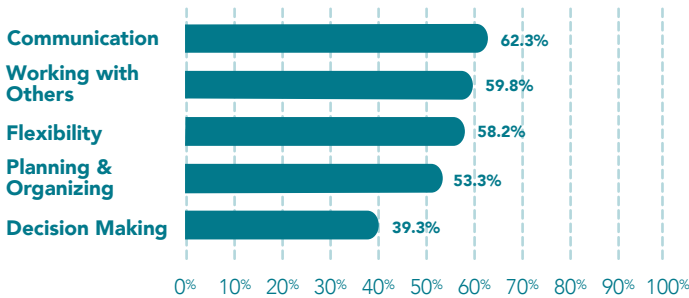
139

Postings listed hours offered (82.2%)

86

Postings listed hours offered (92.5%)

Top 5 Most Desired Soft Skills



There were 169 job postings recorded for Nipissing district in the month of April. This continues the steep downward trend in job postings brought on by the COVID-19 pandemic. The April figure is -41.1% or 118 postings lower than that March total of 287 job postings. The April total is also more than half; -54.0% (-198), of the 5-year April average of 367 job postings. With some measures easing in early May there could be a slight bounce back of the total number of job postings in the next month. 78 unique employers posted jobs in April.

Of the 169 job postings in the month 99.4% (168) were collected from online sources, 22.5% (38) were seeking a candidate with some form of valid driver's license, 5.9% (10) indicated that the successful applicant would require a vehicle for daily job duties, 21.3% (36) stated that a criminal record check would be a condition of hiring and 5.3% (9) were requiring a bilingual individual.

The average hourly wage in April for those postings which listed an hourly wage was \$20.81/hour. This is a notable increase; +6.9% (+\$1.34/hour), from the current 12-month average of \$19.47/hour. Of the 79 postings which listed an hourly wage 15.2% (12) were listed at the provincial minimum wage of \$14.00/hour. For postings that listed an annual salary the average was \$58,555.61/year. This figure is significantly above; +18.8% (+\$9,270.33/year), the current 12-month average of \$49,285.28/year.

The Health Care and Social Assistance (NAICS-62) industry saw the greatest number of job postings in April with 37.3% (63) of the overall share amongst all major industry classifications. This was a very large jump; +19.2% in posting share when compared to the previous month's figure of 18.1%. This jump was a combination of the slight increase (+11) in postings for this industry and decreases in the majority of the other industry classifications. The greatest month-over-month job share decrease of -5.8% was seen in the Transportation and Warehousing (NAICS-48-49) industry which represented 3.0% (5) of the postings in April.

WHAT IS THE LMG MONTHLY JOBS REPORT?

This Jobs Report is a monthly publication produced by The Labour Market Group. Each month we compile a list of jobs that were posted or advertised through a variety of sources in our community. This report provides current, key information about job postings in the Nipissing & Parry Sound districts. Job postings were gathered online from www.jobbank.gc.ca, www.indeed.ca, and www.wowjobs.ca, and the North Bay & District Jobs Facebook page. They were also gathered from our local newspapers including: Almaguin News, Parry Sound North Star, North Bay Nugget, Mattawa Recorder, and West Nipissing Tribune. The job postings in this study are by no means an exhaustive list of every available job during the collection period. It is simply a tally of jobs posted from the sources listed above. For more clarification on the collection process of this Jobs report, please contact info@thelabourmarketgroup.ca. We would be more than happy to review our process with you!

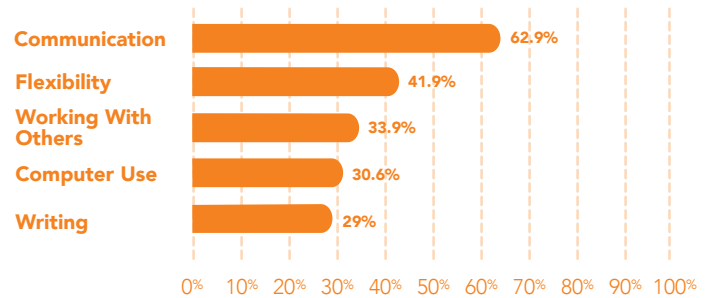
² Includes placement agencies, employment service providers and temporary agencies postings which could otherwise fall under other industries but actual employers are unknown at this time.

³ HGS and Zedd both post very frequently and state they are looking for large numbers of employees. As a result only 1 posting for each was considered

For more information & further details about local jobs, please contact :

The Labour Market Group
Toll Free: 1-877-223-8909
info@thelabourmarketgroup.ca

Top 5 Most Desired Soft Skills



There were 93 job postings recorded for the Parry Sound district in the month of April. This figure represents the first large decrease in monthly job postings since the COVID-19 pandemic began with a -29.0% (-38) decrease from March. With some easing of measures in early May there could be a small bounce back in job postings over the next month but expected to be well below the 5-year monthly average. April 2020 saw a large drop; -34.3% (-49) from the 5-year April average of 142 postings. 93 unique employers posted jobs in April.

Of the 93 job postings in the month 97.8% (91) were collected from online sources, 35.5% (33) were seeking a candidate with some form of valid driver's license, 18.3% (17) indicated that the successful applicant would require a vehicle for daily job duties, 24.7% (23) stated that a criminal record check would be a condition of hiring and 0.0% (0) were requiring a bilingual individual.

The average hourly wage in April for those postings which listed an hourly wage was \$17.15/hour. This figure is slightly lower; -4.2% (-\$0.75/hour), than the current 12-month average of \$17.90/hour. Of the 35 postings which listed an hourly wage 11.4% (4) were listed at the provincial minimum wage of \$14.00/hour. For postings that listed an annual salary the average was \$57,117.86/year. The current 12-month average is \$46,588.14/year.

The Health Care and Social Assistance (NAICS-62) industry saw the greatest number of job postings in April with 32.3% (30) of the overall share amongst all major industry classifications. This industry also saw the largest month-over-month increase in job posting share with a +13.2% increase. The greatest month-over-month job share decrease of -8.4% was seen within the Arts, Entertainment and Recreation (NAICS-71) industry which accounted for 0.0% (0) of the postings in April.



The Labour Market Group
Guiding partners to workforce solutions.