



## IN THIS EDITION

- Why we need to grow our Northeastern Ontario Communities
- Impact of Retirements on Jobs Chart
- Income of Canadians 2017
- Self-employed in Canada, 2018
- The most in-demand job for 2020

## JOBS REPORT JANUARY 2020

### TOTAL NUMBER OF JOB POSTINGS

Nipissing **439**  
Parry Sound **165**

### TOP INDUSTRY WITH VACANCIES

Nipissing

Health care and social assistance (18.9%)

Parry Sound

Health care and social assistance (24.2%)

To view the full report, visit our website [www.thelabourmarketgroup.ca](http://www.thelabourmarketgroup.ca)

Questions or concerns?  
Feel free to contact us at [info@thelabourmarketgroup.ca](mailto:info@thelabourmarketgroup.ca)

T. 705.474.0812  
Toll Free 1.877.223.8909  
F. 705.474.2069


101 Worthington St. East  
Suite 238  
North Bay, Ontario

The Labour Market Group is funded by:

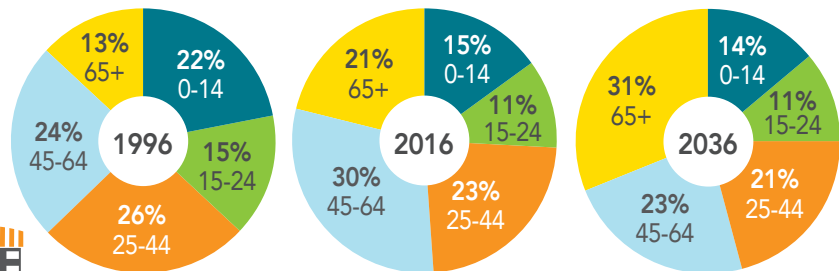


## WHY WE NEED TO GROW OUR NORTHEASTERN ONTARIO COMMUNITIES

The **Northeastern (NE) Ontario Region** is defined as the districts of: Cochrane, Timiskaming, Nipissing, Parry Sound, Sudbury, Manitoulin and Algoma, and the Greater Sudbury area.



The **declining** and **aging population** in the region is by far the factor that has, and will continue to have the **biggest impact on the local labour market.**



## IMPACT OF RETIREMENTS ON JOBS

### CAUTION:

While this forecast provides insight on the occupations that will be in **highest demand**, it should be noted that:

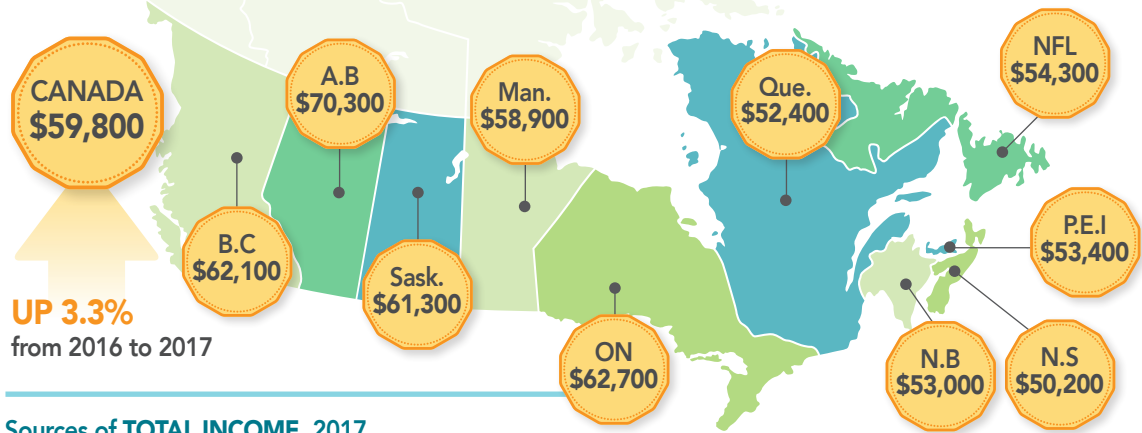


- Not everybody retires at 65.
- It does not take into consideration any major shifts in the local economy (positive or negative).
- Some of the positions might not be filled.

ONE DIGIT NATIONAL OCCUPATIONAL CLASSIFICATION (NOC)	POTENTIAL RETIREMENTS				TOTAL	
	2016 to 2026		2026 to 2036		2026 to 2036	
	<b>59,190</b> (employed in 2016 who were aged 55 and over)		<b>60,070</b> (employed in 2016 who were aged 45 to 54)		<b>119,260</b> (employed in 2016 who were aged 45 and over)	
	#	%	#	%	#	%
Management	6555	27.0	7170	29.6	13,725	56.6
Business, finance and administration	9480	24.9	10,035	26.4	19,515	51.3
Natural and Applied Sciences and related	2495	17.8	2785	19.9	5,280	37.7
Health	4310	19.2	5285	23.6	9,595	42.8
Education, law and social, community and government	7305	21.6	8320	24.5	15,625	46.1
Arts, culture, sports and recreation	1140	23.4	750	15.4	1,890	38.8
Sales and service	14,585	21.8	11,360	16.9	25,945	38.7
Trades, transport and equipment operators and related	14,280	28.5	11,655	23.3	25,935	51.8
Natural resources, agriculture, and related production	2530	20.9	2595	21.4	5,125	42.3
Manufacturing and utilities	2265	25.8	2390	27.2	4,655	53.0

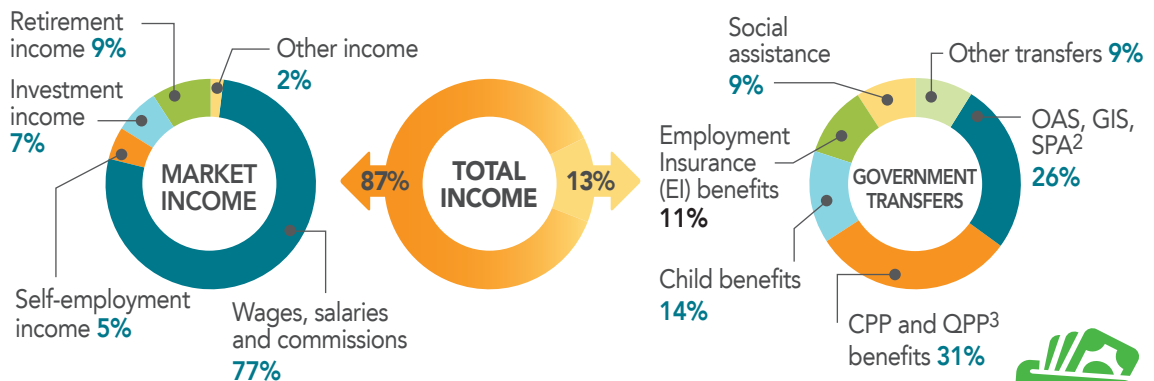
## INCOME OF CANADIANS 2017

Median after-tax income of families and unattached individuals, 2017




**UP 3.3%**  
from 2016 to 2017

### Sources of TOTAL INCOME, 2017



### PERSONS LIVING BELOW CANADA'S OFFICIAL POVERTY LINE<sup>1</sup> DECLINED IN 2017



1. In 2018, the Canadian government set the Market Basket Measure (MBM) as Canada's first Official Poverty Line. 2. OAS – Old Age Security, GIS – Guaranteed Income Supplement, SPA – Spousal Allowance 3. CPP – Canada Pension Plan, QPP – Quebec Pension Plan. p.p. – percentage points SOURCE: Canadian Income Survey, 2017.

### SELF-EMPLOYMENT IN CANADA, 2018

Occupations with the highest proportion of self-employed workers

**94%** Managers in agriculture, horticulture and aquaculture



**78%** Fishing vessel masters and fishermen/women



**72%** Managers in food service and accommodations



**72%** Optometrists, chiropractors and other health diagnosing and treating professionals



**71%** Creative and performing artists



**68%** Physicians, dentists and veterinarians



Questions or concerns?  
Feel free to contact us at  
info@thelabourmarketgroup.ca

T. 705.474.0812  
Toll Free 1.877.223.8909  
F. 705.474.2069

101 Worthington St. East  
Suite 238  
North Bay, Ontario

The Labour Market Group is funded by:



### THE MOST IN-DEMAND JOBS FOR 2020

#### BLUE-COLLAR JOBS

Truck driver with average salaries ranging from \$36,650 to \$48,600 annually.

A welder can make at least \$28.50 per hour.

#### HOUSING MARKET

Mortgage adviser  
Realtor



#### RETAIL INDUSTRY

Sales associates with average salaries ranging \$38,000 to \$50,600 annually.

Merchandise average salaries ranging \$57,300 to \$97,100 annually.

#### HEALTH CARE

Health care jobs involving mental health, social assistance, physical therapy and private-duty nursing show significant growth.



SOURCE: <https://globalnews.ca/news/6396447/in-demand-jobs-2020/>

SOURCE: Statistics Canada, Labour Force Survey