

# MONTHLY JOBS REPORT

FEBRUARY 2020

## Nipissing District

There were 318 job postings recorded for Nipissing district in the month of February. This figure does represent a very significant decrease; -27.6% (-121), from the month of January when 439 job postings were recorded. The February 2020 total is also notably below; -14.4% (-53), than the current 5-year January average of 371 job postings. 160 unique employers posted jobs in February.

**318** Total Number of Job Postings **↓121** from Jan.

## Parry Sound District

There were 106 job postings recorded for the Parry Sound district in the month of February. This figure does represent a very large decrease; -35.8% (-59), from the month of January when 165 job postings were recorded. Despite this large month-over-month change the February 2020 total is identical to the current 5-year February average of 106 job postings. 54 unique employers posted jobs in February.

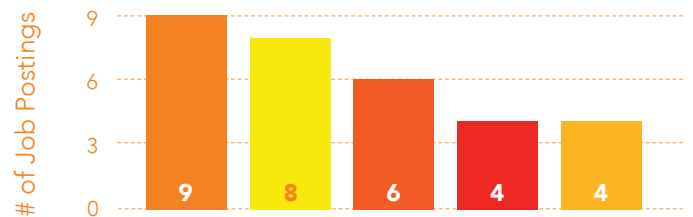
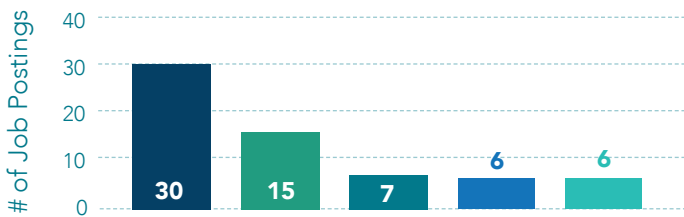
**106** Total Number of Job Postings **↓59** from Jan.

\* North American Industry Classification System (NAICS) is the system utilized by the governments of Canada, United States and Mexico in order to classify companies based on their primary functions/objectives.

### Top 5 Employers Posting Jobs



### Top 5 Employers Posting Jobs




### Top 5 Industries Hiring (NAICS)



#### Top 5 Positions

- 10 Child / Youth & Family Worker
- 6 Personal Support Worker
- 6 Nurse / Registered Nurse
- 4 Dietary Aide
- 4 Paramedic Commander

### Top 5 Industries Hiring (NAICS)



#### Top 5 Positions

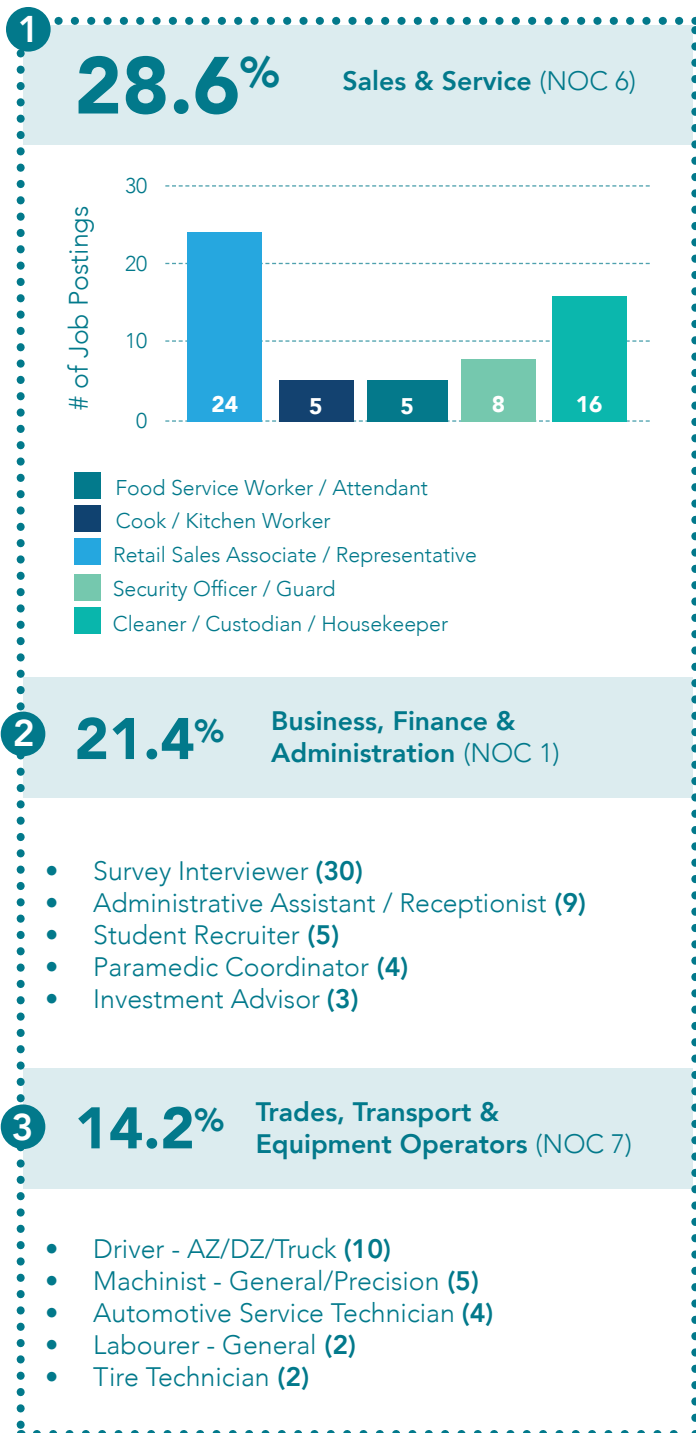
- 4 Paramedic
- 4 Child Protection Worker
- 2 Registered Nurse / Practical Nurse
- 2 Personal Support Worker / Health Care Aide
- 2 Security Guard

- 2 **14.5%** : Public Administration (NAIC 91)
- 3 **13.5%** : Retail Trade (NAICS 44-45)
- 4 **9.1%** : Manufacturing (NAICS 31-33)
- 5 **8.5%** : Accommodation & Food Service (NAIC 72)

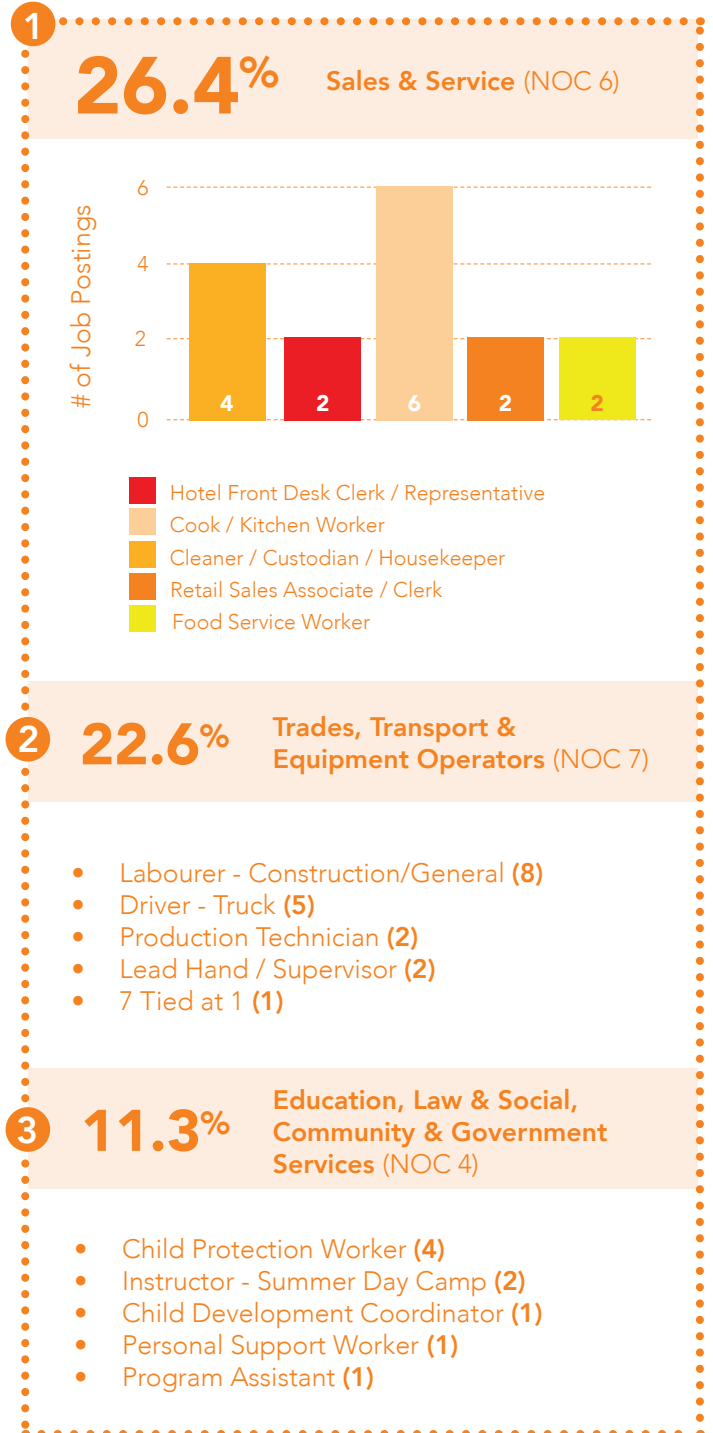
- 2 **17.9%** : Public Administration (NAIC 91)
- 3 **17%** : Retail Trade (NAICS 44-45)
- 4 **13.2%** : Manufacturing (NAICS 31-33)
- 5 **10.4%** : Accommodation & Food Services (NAIC 72)

\* National Occupation Classification (NOC) is the system utilized by the Government of Canada to organize occupations based on the primary job requirements and skill level.

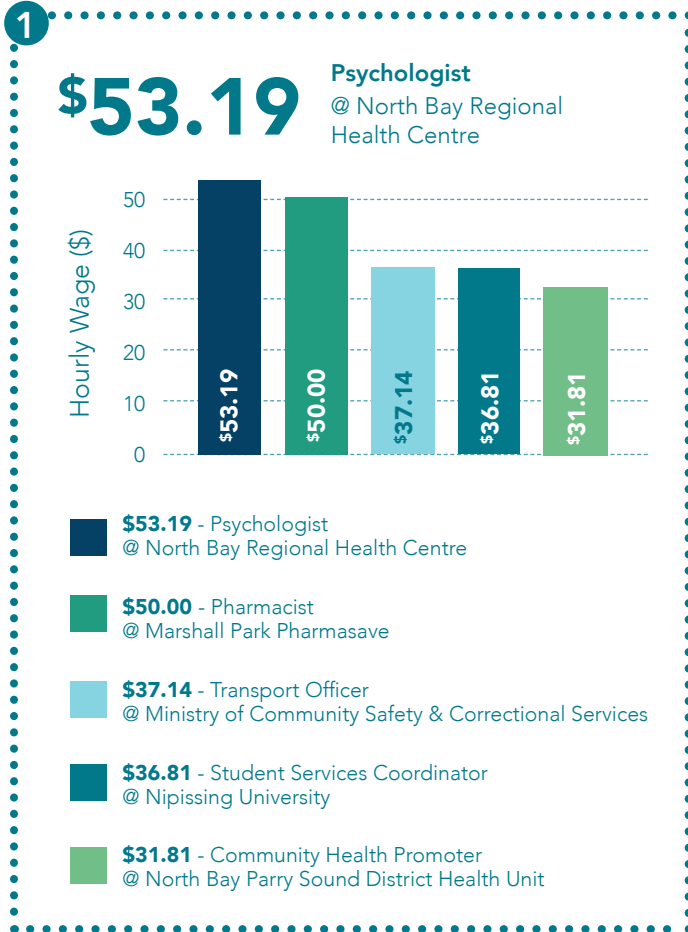
### Top 3 Occupational Categories (NOC)



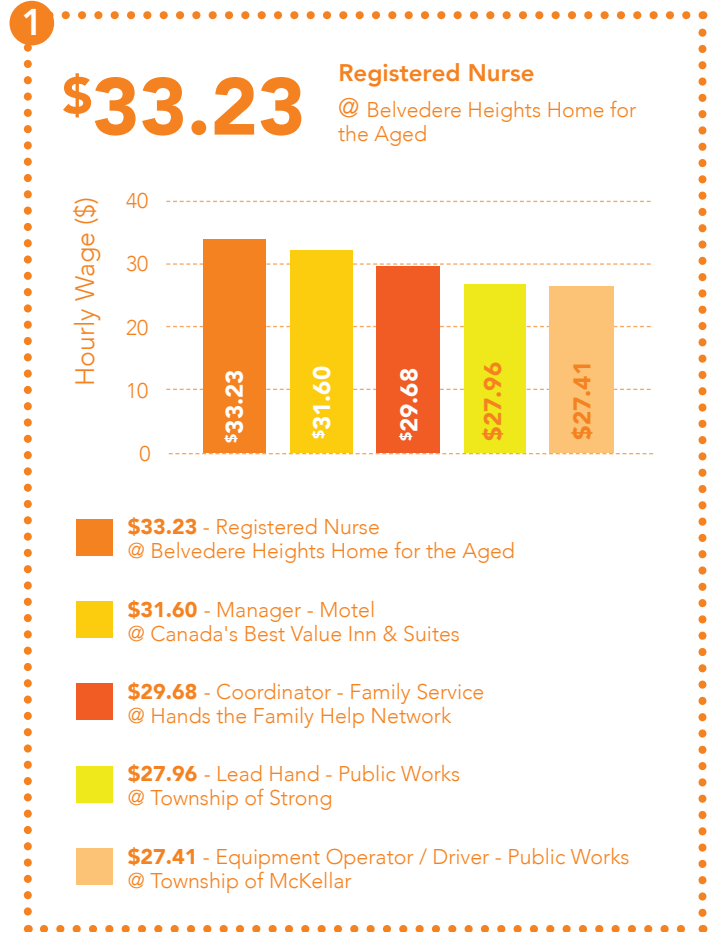
### Top 3 Occupational Categories (NOC)



## Highest Paying Posted Jobs By Hourly Wage



## Highest Paying Posted Jobs By Hourly Wage



## Highest Paying Posted Jobs By Annual Salary

1 **\$96,096**  
**Chief Financial Officer**  
@ West Nipissing General Hospital

2 **\$90,000**  
**Construction Site Supervisor**  
@ Chamberlain Construction Services Limited

3 **\$87,000**  
**Chair & Person Responsible for Training**  
@ Canadore College

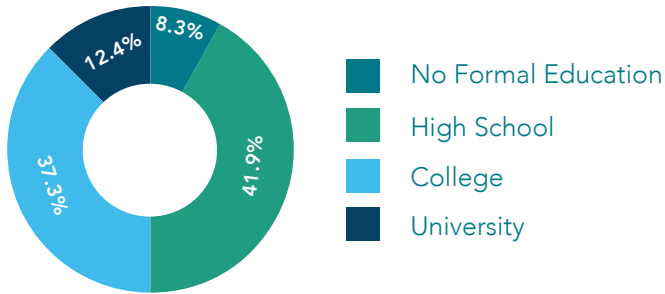
## Highest Paying Posted Job By Annual Salary

1 **\$124,386**  
**Chief Administrative Officer**  
@ Parry Sound District Social Services Administration Board

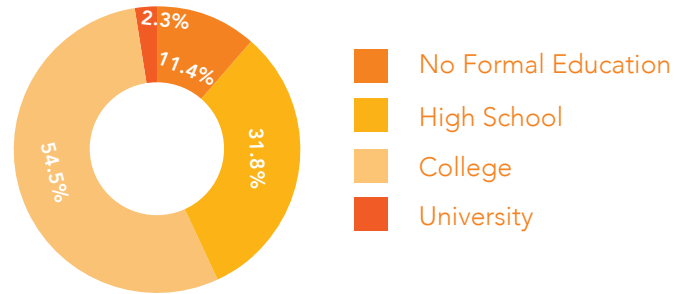
2 **\$60,334**  
**Human Resources Coordinator**  
@ Parry Sound District Social Services Administration Board

3 **\$40,000**  
**Parts Counter Clerk**  
@ Parry Sound Auto Parts

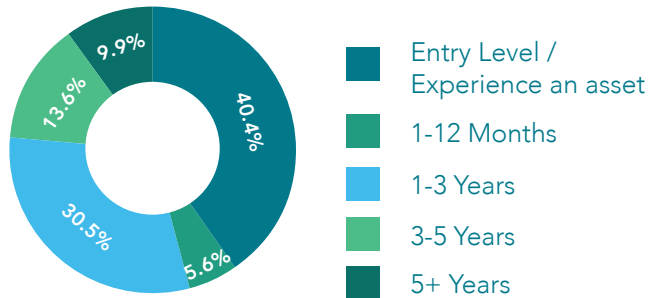
## Educational Level Requested:



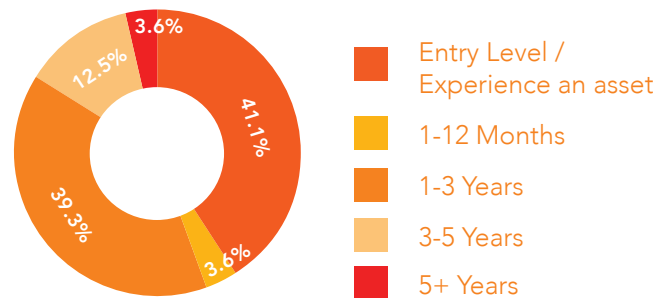
## Educational Level Requested:



## Required Experience Breakdown:



## Required Experience Breakdown:



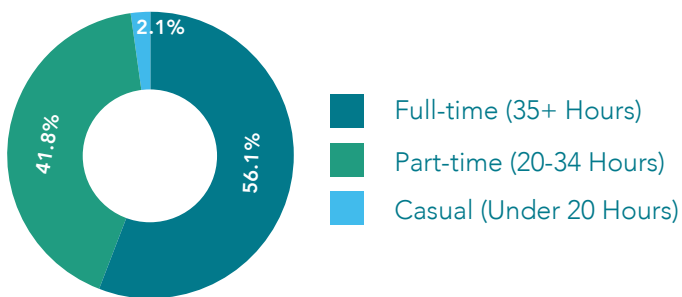
213

Postings listed experience requirements (67%)

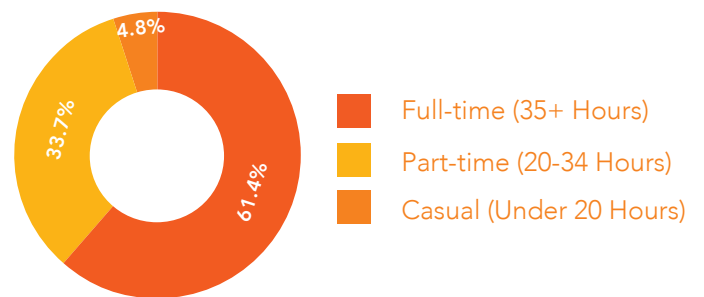
56

Postings listed experience requirements (52.8%)

## Full-time / Part-time Breakdown



## Full-time / Part-time Breakdown



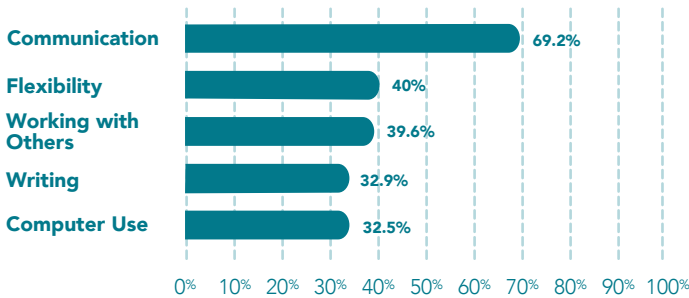
287

Postings listed hours offered (90.3%)

83

Postings listed hours offered (78.3%)

## Top 5 Most Desired Soft Skills



There were 318 job postings recorded for Nipissing district in the month of February. This figure does represent a very significant decrease; -27.6% (-121), from the month of January when 439 job postings were recorded. The February 2020 total is also notably below; -14.4% (-53), than the current 5-year January average of 371 job postings. 160 unique employers posted jobs in February.

Of the 318 job postings in the month 97.8% (311) were collected from online sources, 32.1% (102) were seeking a candidate with some form of valid driver's license, 10.4% (33) indicated that the successful applicant would require a vehicle for daily job duties, 22.6% (72) stated that a criminal record check would be a condition of hiring and 15.1% (48) were requiring a bilingual individual.

The average hourly wage in February for those postings which listed an hourly wage was \$19.33/hour. This nearly identical; +0.9% (+\$0.17/hour), to the current 12-month average of \$19.16/hour. Of the 161 postings which listed an hourly wage 14.3% (23) were listed at the provincial minimum wage of \$14.00/hour. For postings that listed an annual salary the average was \$56,581.09/year. This figure is notably above; +14.8%, the current 12-month average of \$49,280.32/year.

The Health Care and Social Assistance (NAICS-62) industry saw the greatest number of job postings in February with 21.1% (67) of the overall share amongst all major industry classifications. This share is a slight increase; +2.2%, for this industry from the previous month when it had 18.9% of the jobs posted. The greatest month-over-month job share increase of +9.2%, was for the Public Administration (NAICS-91) industry which made up 14.5% (46) of the postings in February. The greatest month-over-month job share decrease of -10.8% was seen in the Administrative and Support, Waste Management and Remediation Services (NAICS-56) industry which represents 3.8% of the postings in February.

### WHAT IS THE LMG MONTHLY JOBS REPORT?

This Jobs Report is a monthly publication produced by The Labour Market Group. Each month we compile a list of jobs that were posted or advertised through a variety of sources in our community. This report provides current, key information about job postings in the Nipissing & Parry Sound districts. Job postings were gathered online from [www.jobbank.gc.ca](http://www.jobbank.gc.ca), [www.indeed.ca](http://www.indeed.ca), and [www.wowjobs.ca](http://www.wowjobs.ca), and the North Bay & District Jobs Facebook page. They were also gathered from our local newspapers including: Almaguin News, Parry Sound North Star, North Bay Nugget, Mattawa Recorder, and West Nipissing Tribune. The job postings in this study are by no means an exhaustive list of every available job during the collection period. It is simply a tally of jobs posted from the sources listed above. For more clarification on the collection process of this Jobs report, please contact [info@thelabourmarketgroup.ca](mailto:info@thelabourmarketgroup.ca). We would be more than happy to review our process with you!

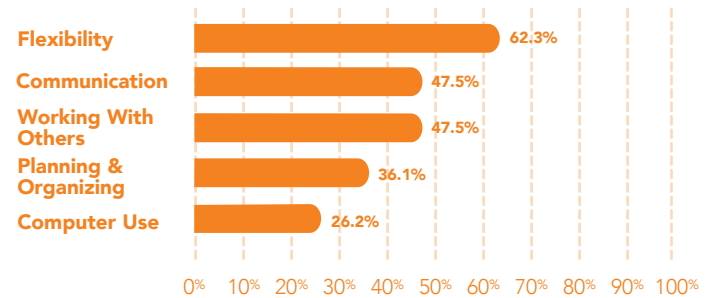
<sup>2</sup> Includes placement agencies, employment service providers and temporary agencies postings which could otherwise fall under other industries but actual employers are unknown at this time.

<sup>3</sup> HGS and Zedd both post very frequently and state they are looking for large numbers of employees. As a result only 1 posting for each was considered

For more information & further details about local jobs, please contact :

The Labour Market Group  
Toll Free: 1-877-223-8909  
[info@thelabourmarketgroup.ca](mailto:info@thelabourmarketgroup.ca)

## Top 5 Most Desired Soft Skills



There were 106 job postings recorded for the Parry Sound district in the month of February. This figure does represent a very large decrease; -35.8% (-59), from the month of January when 165 job postings were recorded. Despite this large month-over-month change the February 2020 total is identical to the current 5-year February average of 106 job postings. 54 unique employers posted jobs in February.

Of the 106 job postings in the month 92.5% (98) were collected from online sources, 29.2% (31) were seeking a candidate with some form of valid driver's license, 14.2% (15) indicated that the successful applicant would require a vehicle for daily job duties, 13.2% (14) stated that a criminal record check would be a condition of hiring and 0.0% (0) were requiring a bilingual individual.

The average hourly wage in February for those postings which listed an hourly wage was \$20.03/hour. This figure is notably higher; +12.5% (+\$2.23/hour), than the current 12-month average of \$17.80/hour. Of the 40 postings which listed an hourly wage 5.0% (2) were listed at the provincial minimum wage of \$14.00/hour. For postings that listed an annual salary the average was \$60,944.00/year. The current 12-month average is \$45,794.73/year.

The Health Care and Social Assistance (NAICS-62) industry saw the greatest number of job postings in February with 25.5% (27) of the overall share amongst all major industry classifications. The greatest month-over-month job share increase amongst all the major industry classifications of +12.5% was for the Public Administration (NAICS-91) industry. The greatest month-over-month job share decrease of -9.2% was seen within the Construction (NAICS-23) industry which accounted for 4.7% of the postings in February.



The Labour Market Group  
Guiding partners to workforce solutions.