

MONTHLY JOBS REPORT

JANUARY 2020

Nipissing District

There were 439 job postings recorded for Nipissing district in the month of January. This figure does represent a very large increase; +46.3% (+139), from the month of December when 300 job postings were recorded. The January 2020 total is also notably greeter; +12.7% (+49), than the current 5-year January average of 390 job postings. 198 unique employers posted jobs in January.

439 Total Number of Job Postings **↑139** from Dec.

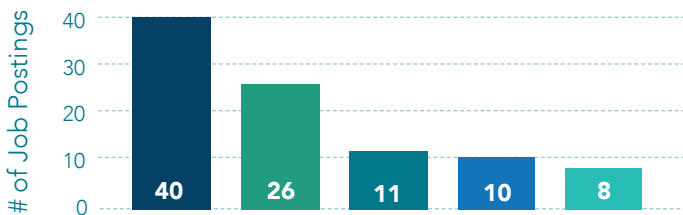
Parry Sound District

There were 165 job postings recorded for the Parry Sound district in the month of January. This figure does represent a very large increase; +77.4% (+72), from the month of December when 93 job postings were recorded. The January 2020 total is also significantly larger; +51.1% (+56), than the current 5-year January average of 109 job postings. 70 unique employers posted jobs in January.

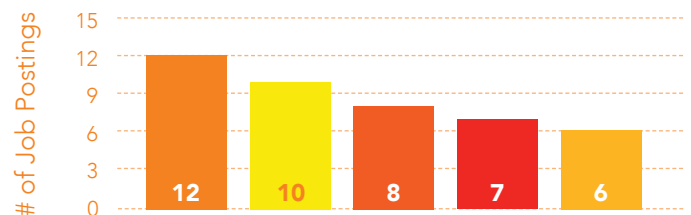
165 Total Number of Job Postings **↑72** from Dec.

* North American Industry Classification System (NAICS) is the system utilized by the governments of Canada, Unites States and Mexico in order to classify companies based on their primary functions/objectives.

Top 5 Employers Posting Jobs



Top 5 Employers Posting Jobs




Top 5 Industries Hiring (NAICS)



Top 5 Positions

- 11 Personal Support Worker
- 9 Registered Practical Nurse
- 9 Registered Nurse
- 8 Social Worker / Child & Youth Worker
- 4 Cleaner / Custodian

Top 5 Industries Hiring (NAICS)



Top 5 Positions

- 14 Personal Support Worker
- 4 Administrative Assistant / Clerk
- 4 Crisis Worker / Counsellor
- 2 Registered Nurse
- 2 Registered Practical Nurse

2 **14.6%** : Administrative & Support, Waste Management & Remediation Services (NAIC 56)

3 **10.7%** : Retail Trade (NAICS 44-45)

4 **10.3%** : Accommodation & Food Services (NAIC 72)

5 **8%** : Professional, Scientific & Tech Services (NAIC 54)

2 **15.8%** : Accommodation & Food Services (NAIC 72)

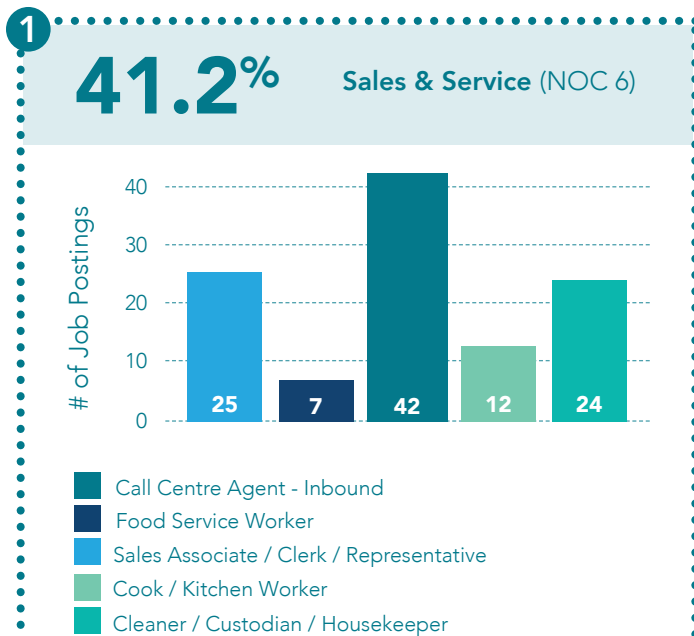
3 **13.9%** : Construction (NAIC 23)

4 **9.7%** : Retail Trade (NAICS 44-45)

5 **6.7%** : Transportation & Warehousing (NAICS 48-49)

* National Occupation Classification (NOC) is the system utilized by the Government of Canada to organize occupations based on the primary job requirements and skill level.

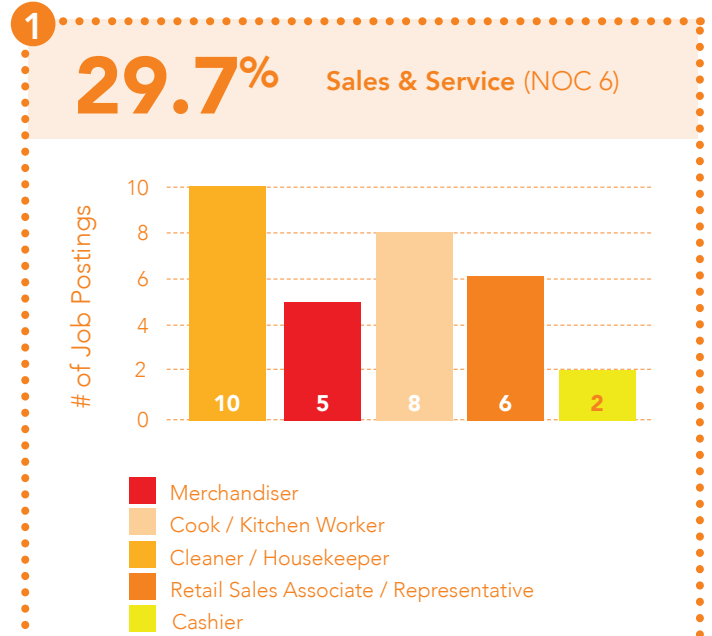
Top 3 Occupational Categories (NOC)



- 2** **15%** Business, Finance & Administration (NOC 1)
- Administrative Assistant / Clerk / Secretary (15)
 - Clerk - Financial / Accounting (7)
 - Financial Advisor / Officer (4)
 - Project / Program Coordinator (4)
 - Inventory Associate / Shipper Receiver (3)

- 3** **12.5%** Trades, Transport & Equipment Operators (NOC 7)
- Driver - Truck / DZ / Transport (14)
 - Machinist - Precision / Apprentice (5)
 - Labourer - Construction / General / Skilled (4)
 - Heavy Equipment Operator (4)
 - Driver - Bus / Coach (3)

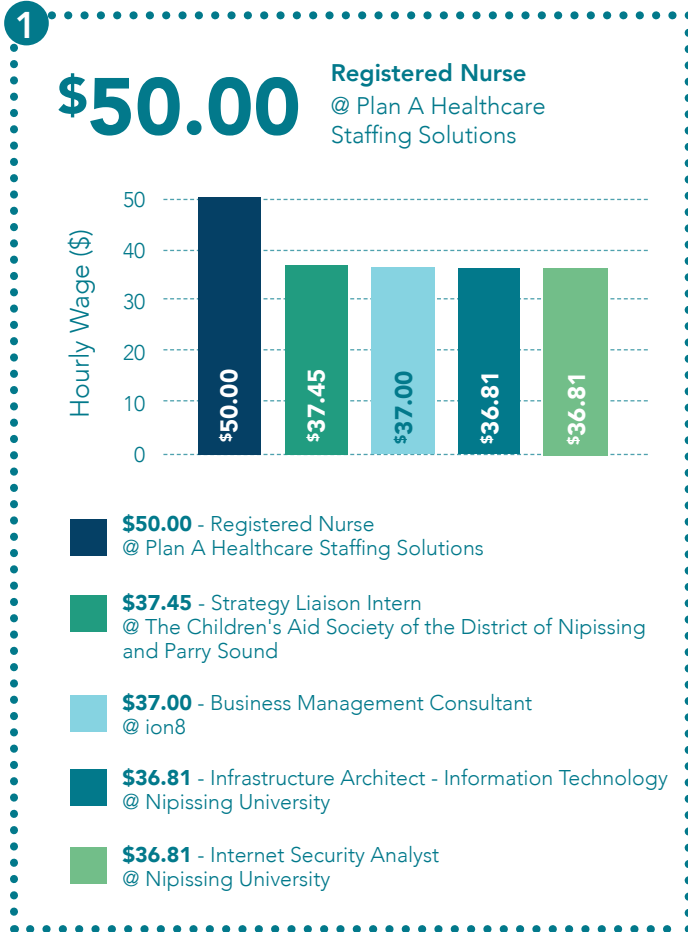
Top 3 Occupational Categories (NOC)



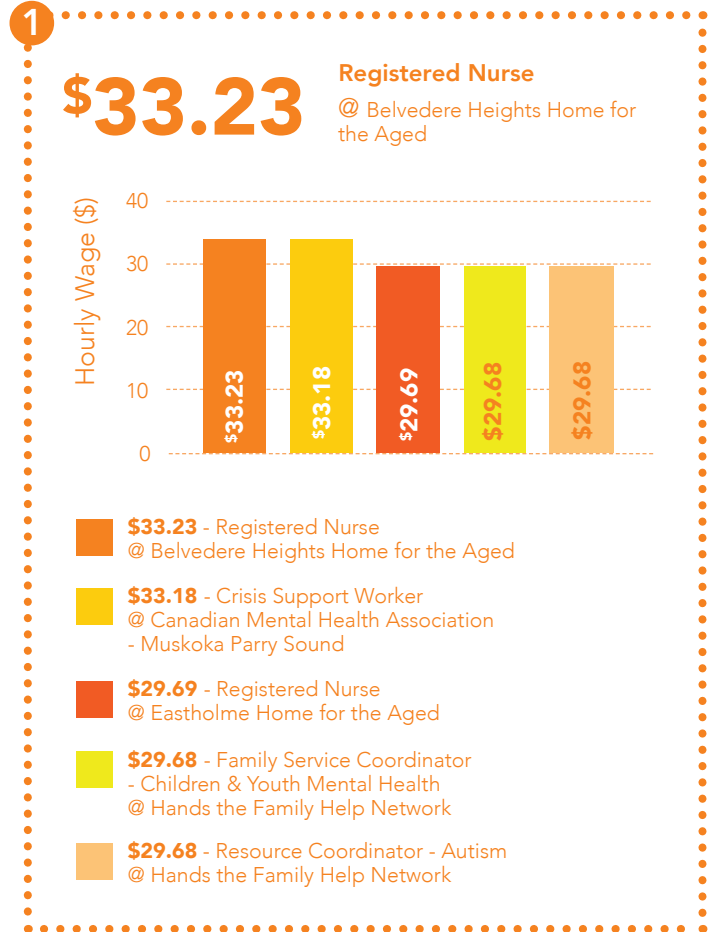
- 2** **24.2%** Education, Law & Social, Community & Government Services (NOC 4)
- Personal Support Worker (16)
 - Early Childcare Assistant / Childcare Worker (7)
 - Crisis Worker / Counsellor (4)
 - Program / Project Coordinator (4)
 - Teacher / Instructor (3)

- 3** **17%** Trades, Transport & Equipment Operators (NOC 7)
- Driver - Bus (10)
 - Driver - Truck / AZ/DZ (4)
 - Carpenter / Carpenter's Helper (4)
 - Labourer - Construction / Public Works (3)
 - Machinist - Precision (2)

Highest Paying Posted Jobs By Hourly Wage



Highest Paying Posted Jobs By Hourly Wage



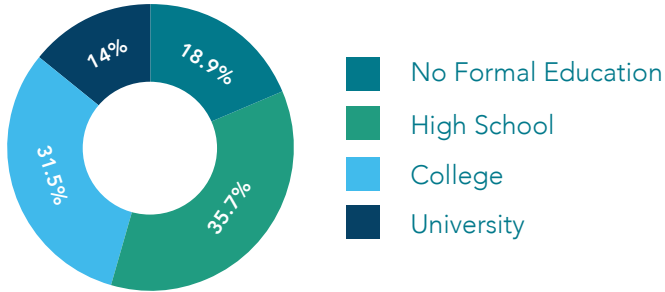
Highest Paying Posted Jobs By Annual Salary

- 1 **\$90,000**
Physiotherapist
@ WonderFloat North Bay
- 2 **\$79,569**
Social Workers Supervisor
@ District of Nipissing Social Services Administration Board
- 3 **\$78,062**
Manager - Nursing Practice
@ North Bay Parry Sound District Health Unit

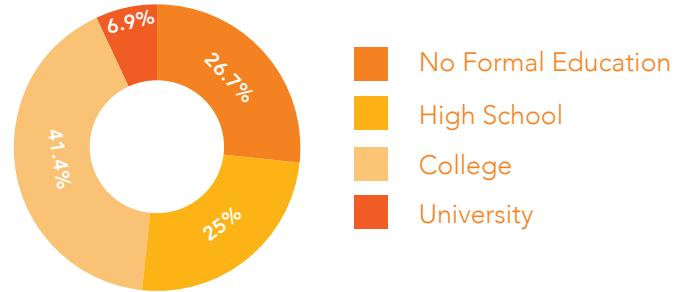
Highest Paying Posted Job By Annual Salary

- 1 **\$70,000**
Water Well Driller
@ Marshall Well Drilling
- 2 **\$48,000**
Management Trainee
@ Enterprise Holdings
- 3 **\$45,000**
Office Administrator
@ Parry Sound Area Community Business & Development Centre Inc.

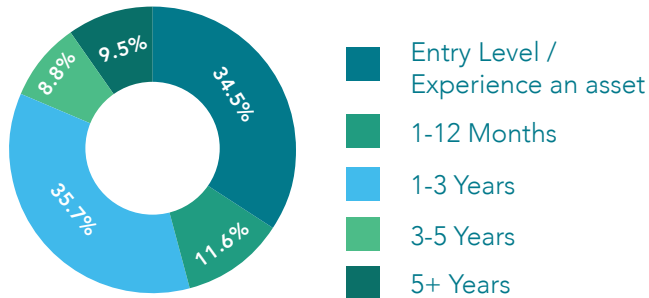
Educational Level Requested:



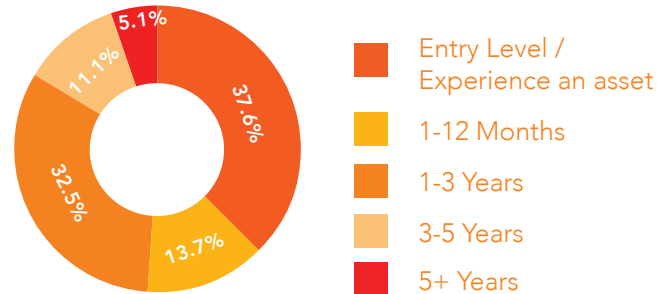
Educational Level Requested:



Required Experience Breakdown:



Required Experience Breakdown:



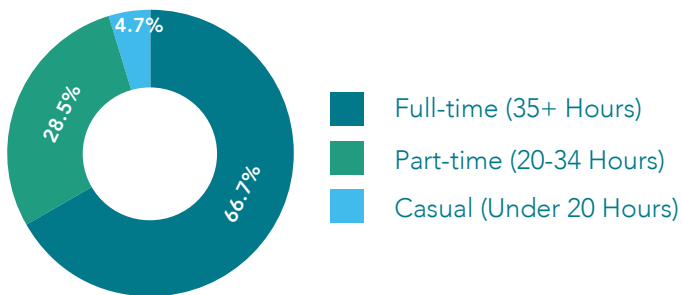
328

Postings listed experience requirements
(74.7%)

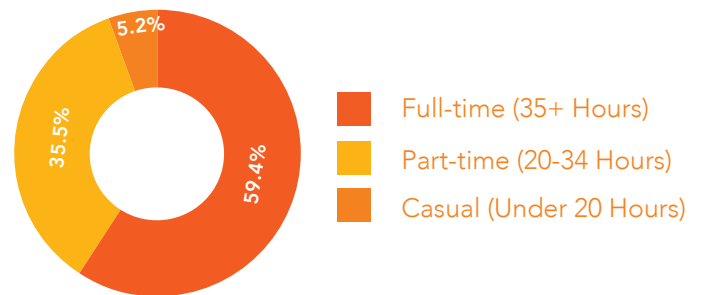
117

Postings listed experience requirements
(70.9%)

Full-time / Part-time Breakdown



Full-time / Part-time Breakdown



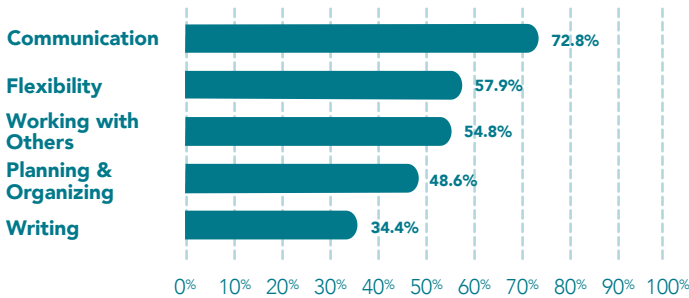
403

Postings listed hours offered (91.8%)

155

Postings listed hours offered (93.9%)

Top 5 Most Desired Soft Skills



There were 439 job postings recorded for Nipissing district in the month of January. This figure does represent a very large increase; +46.3% (+139), from the month of December when 300 job postings were recorded. The January 2020 total is also notably greeter; +12.7% (+49), than the current 5-year January average of 390 job postings. 198 unique employers posted jobs in January.

Of the 439 job postings in the month 99.1% (435) were collected from online sources, 23.7% (104) were seeking a candidate with some form of valid driver's license, 6.4% (28) indicated that the successful applicant would require a vehicle for daily job duties, 23.5% (103) stated that a criminal record check would be a condition of hiring and 11.8% (52) were requiring a bilingual individual.

The average hourly wage in January for those postings which listed an hourly wage was \$20.09/hour. This is slightly higher; +5.4% (+\$1.03/hour), than the current 12-month average of \$19.06/hour. Of the 254 postings which listed an hourly wage 24.0% (61) were listed at the provincial minimum wage of \$14.00/hour. For postings that listed an annual salary the average was \$52,300.64/year. This figure is notably above; +7.5%, the current 12-month average of \$48,639.97/year.

The Health Care and Social Assistance (NAICS-62) industry saw the greatest number of job postings in January with 18.9% (83) of the overall share amongst all major industry classifications. This share is a slight decrease; -3.4%, for this industry from the previous month when it had 22.3% of the jobs posted. The greatest month-over-month job share increase of +3.4%, was for the Retail Trade (NAICS-44-45) industry which made up 10.7% (47) of the postings in January. The greatest month-over-month job share decrease of -3.4% was seen within the above mentioned Health Care and Social Assistance industry.

WHAT IS THE LMG MONTHLY JOBS REPORT?

This Jobs Report is a monthly publication produced by The Labour Market Group. Each month we compile a list of jobs that were posted or advertised through a variety of sources in our community. This report provides current, key information about job postings in the Nipissing & Parry Sound districts. Job postings were gathered online from www.jobbank.gc.ca, www.indeed.ca, and www.wowjobs.ca, and the North Bay & District Jobs Facebook page. They were also gathered from our local newspapers including: Almaguin News, Parry Sound North Star, North Bay Nugget, Mattawa Recorder, and West Nipissing Tribune. The job postings in this study are by no means an exhaustive list of every available job during the collection period. It is simply a tally of jobs posted from the sources listed above. For more clarification on the collection process of this Jobs report, please contact info@thelabourmarketgroup.ca. We would be more than happy to review our process with you!

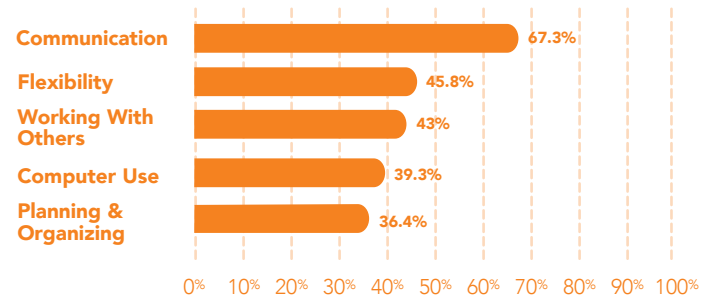
² Includes placement agencies, employment service providers and temporary agencies postings which could otherwise fall under other industries but actual employers are unknown at this time.

³ HGS and Zedd both post very frequently and state they are looking for large numbers of employees. As a result only 1 posting for each was considered

For more information & further details about local jobs, please contact :

The Labour Market Group
Toll Free: 1-877-223-8909
info@thelabourmarketgroup.ca

Top 5 Most Desired Soft Skills



There were 165 job postings recorded for the Parry Sound district in the month of January. This figure does represent a very large increase; +77.4% (+72), from the month of December when 93 job postings were recorded. The January 2020 total is also significantly larger; +51.1% (+56), than the current 5-year January average of 109 job postings. 70 unique employers posted jobs in January.

Of the 165 job postings in the month 99.4% (164) were collected from online sources, 27.3% (45) were seeking a candidate with some form of valid driver's license, 6.1% (10) indicated that the successful applicant would require a vehicle for daily job duties, 19.4% (32) stated that a criminal record check would be a condition of hiring and 0.6% (1) were requiring a bilingual individual.

The average hourly wage in January for those postings which listed an hourly wage was \$19.01/hour. This figure is notably higher; +7.5% (+\$1.32/hour), than the current 12-month average of \$17.69/hour. Of the 92 postings which listed an hourly wage 27.2% (25) were listed at the provincial minimum wage of \$14.00/hour. For postings that listed an annual salary the average was \$40,870.36/year. The current 12-month average is \$46,969.66/year.

The Health Care and Social Assistance (NAICS-62) industry saw the greatest number of job postings in January with 24.2% (40) of the overall share amongst all major industry classifications. The greatest month-over-month job share increase amongst all the major industry classifications of +9.6% was for the Construction (NAICS-23) industry. The greatest month-over-month job share decrease of -17.1% was seen within the Professional, Scientific and Technical Services (NAICS-54) industry which accounted for 5.5% of the postings in January.



The Labour Market Group
Guiding partners to workforce solutions.