

# MONTHLY JOBS REPORT

AUGUST 2019

## Nipissing District

There were 397 job postings recorded within Nipissing District in the month of August. This is a slight drop; -5.3% (-22) from the July figure of 419 postings. The August 2019 figure is significantly below; -19.6% (-97) the 5-year August average of 494 job postings. 197 unique employers posted jobs within the month of August; slightly more; +4.8% (+9) than the previous month when 188 unique employers posted jobs.

**397** Total Number of Job Postings **↓22** from Jul.

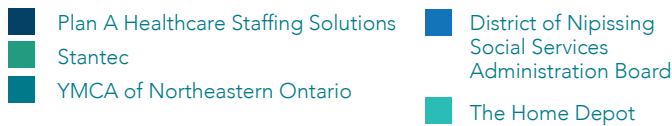
## Parry Sound District

There were 146 job postings recorded within Parry Sound District in the month of August. This is a slight drop; -3.9% (-6) from the July figure of 152 postings. The August 2019 figure is significantly above; +12.1% (+16) the 5-year August average of 130 job postings. 65 unique employers posted jobs within the month of August; notably less; -16.7% (-13) than the previous month when 78 unique employers posted jobs.

**146** Total Number of Job Postings **↓6** from Jul.

\* North American Industry Classification System (NAICS) is the system utilized by the governments of Canada, United States and Mexico in order to classify companies based on their primary functions/objectives.

### Top 5 Employers Posting Jobs



### Top 5 Employers Posting Jobs



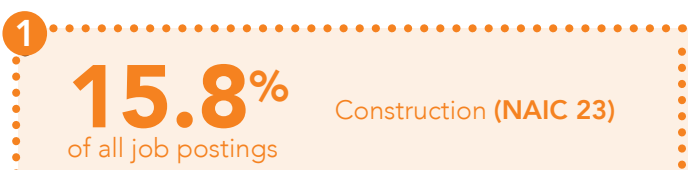
### Top 5 Industries Hiring (NAICS)



#### Top 5 Positions

- 25** Retail Sales Clerk/Associate/Representative
- 6** Retail Manager / Assistant Manager
- 5** Cashier / Head Cashier
- 3** Detailer - Automotive
- 2** Stocker / Merchandiser

### Top 5 Industries Hiring (NAICS)



#### Top 5 Positions

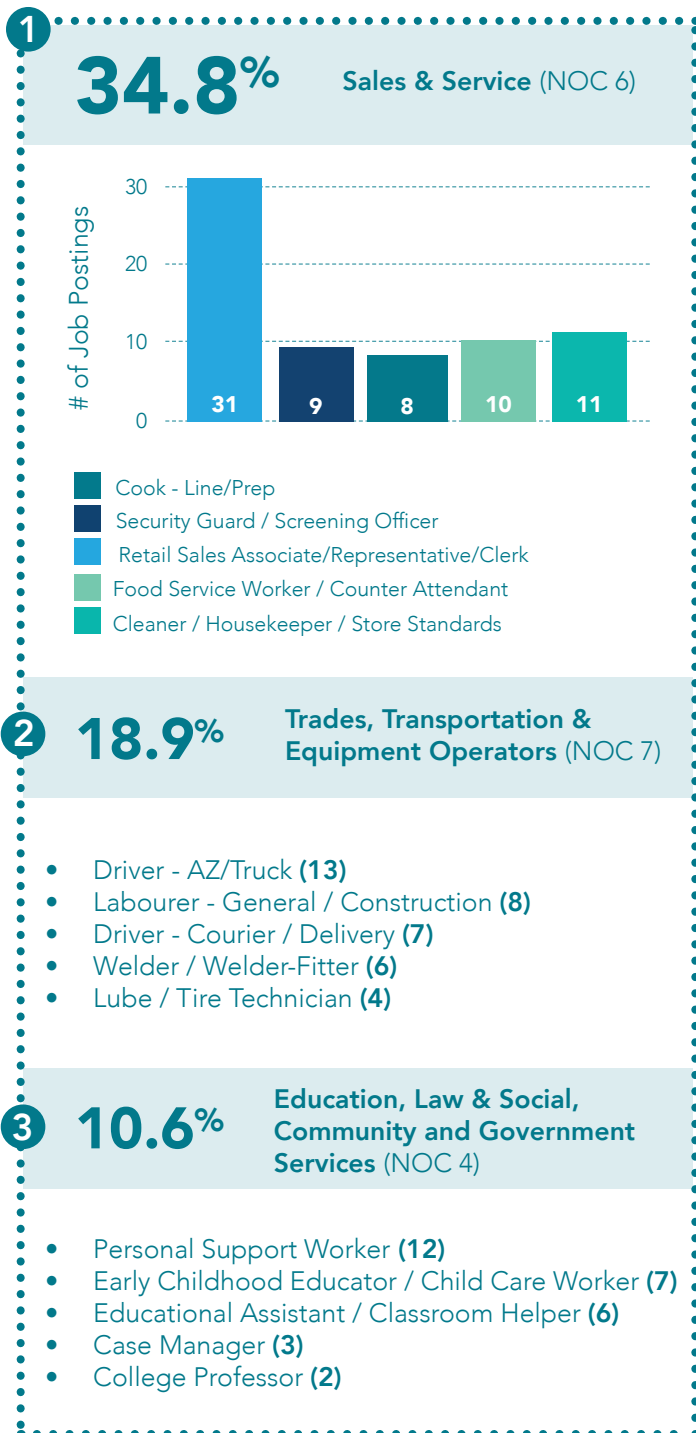
- 9** Labourer - Construction / General
- 5** Wooden Truss Maker
- 2** Carpenter
- 2** Driver - Truck
- 2** Gas Fitter

- 2 **14.1%** : Health Care & Social Assistance (NAIC 62)
- 3 **10.1%** : Accommodation & Food Services (NAIC 72)
- 4 **9.1%** : Professional, Scientific & Technical Services (NAIC 54)
- 5 **8.6%** : Construction (NAIC 23)

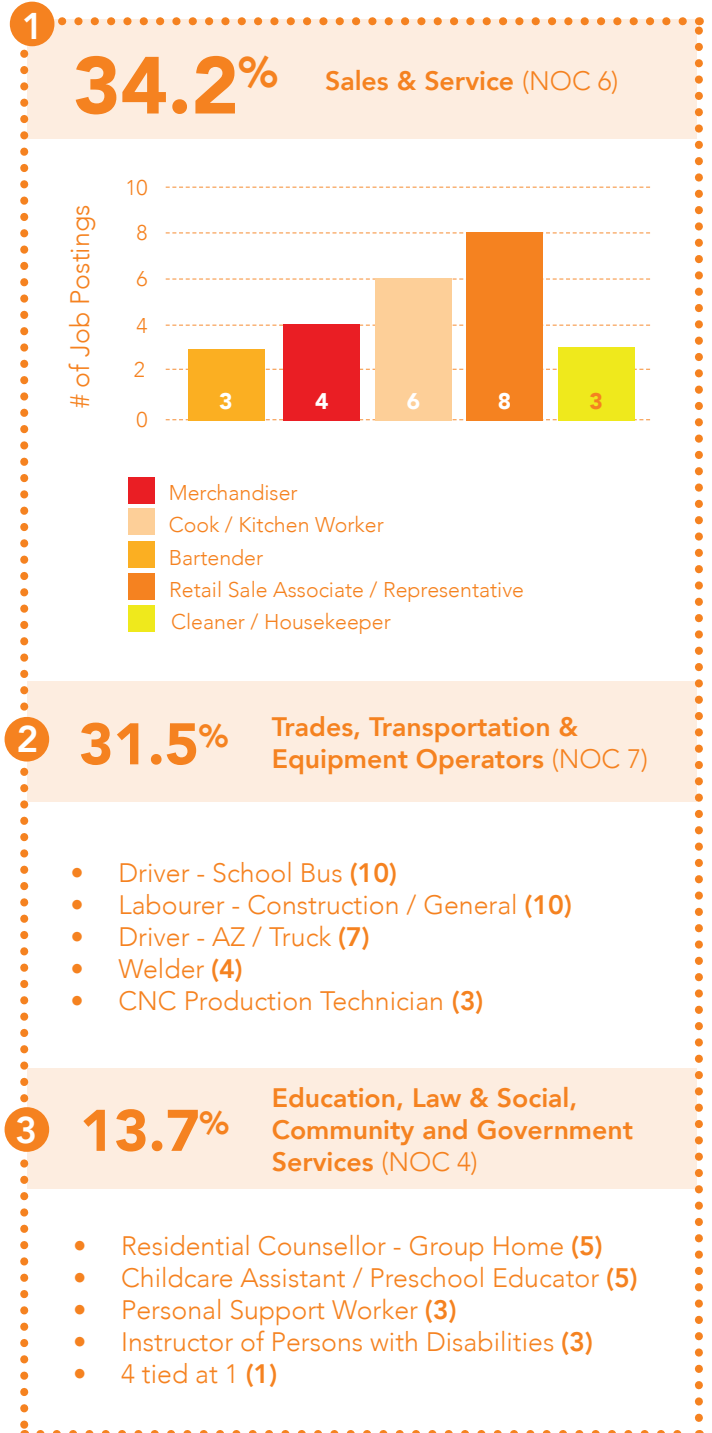
- 2 **14.4%** : Health Care & Social Assistance (NAIC 62)
- 3 **11%** : Retail Trade (NAICS 44-45)
- 4 **10.3%** : Accommodation & Food Services (NAIC 72)
- 5 **8.9%** : Public Administration (NAIC 91)

\* National Occupation Classification (NOC) is the system utilized by the Government of Canada to organize occupations based on the primary job requirements and skill level.

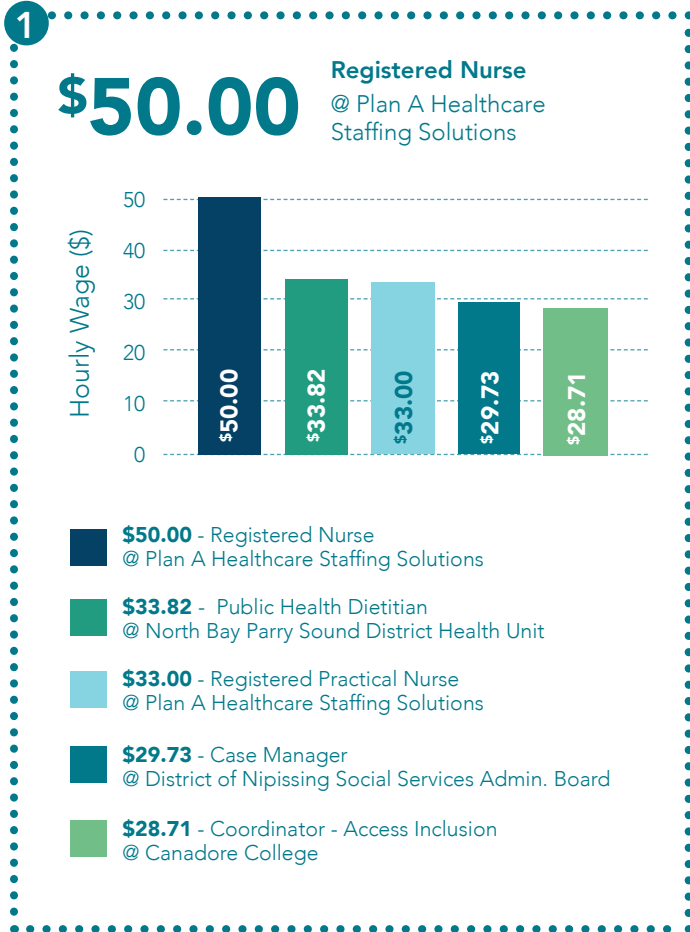
### Top 3 Occupational Categories (NOC)



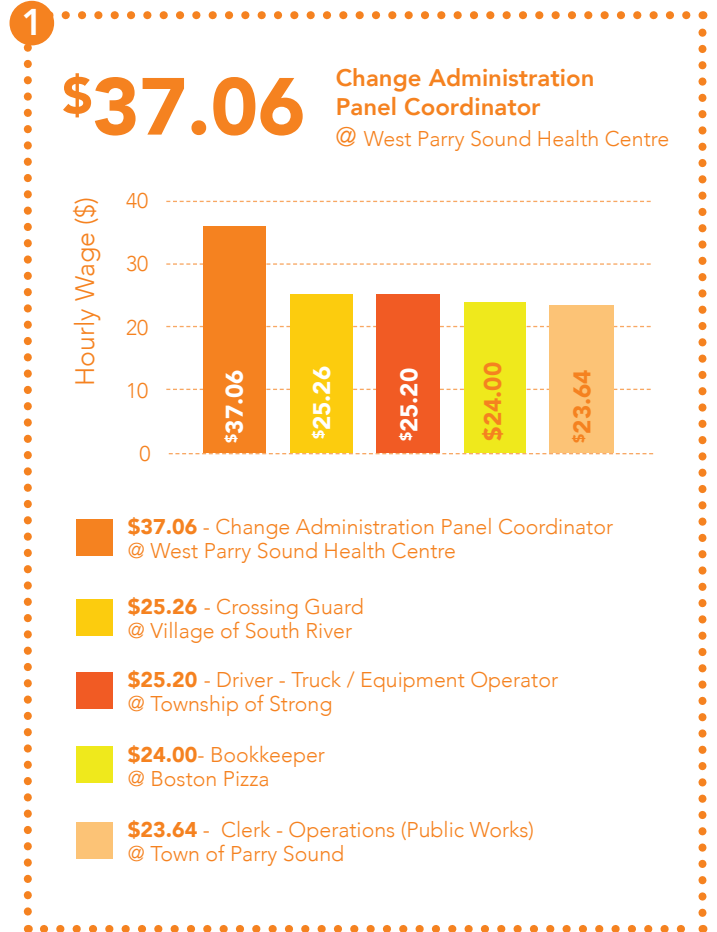
### Top 3 Occupational Categories (NOC)



## Highest Paying Posted Jobs By Hourly Wage



## Highest Paying Posted Jobs By Hourly Wage



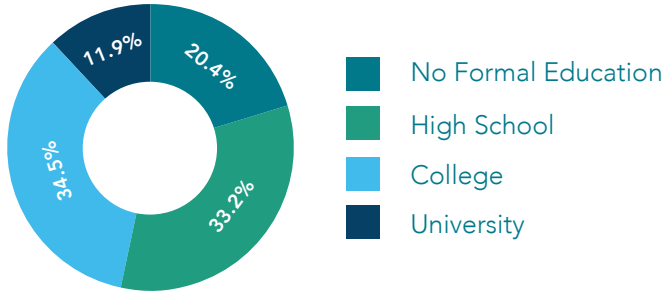
## Highest Paying Posted Jobs By Annual Salary

- 1 **\$60,000**  
Health & Safety Advisor  
@ Nipissing University
- 2 **\$56,405**  
Corporate Accounts Manager - Banking, Credit & Investment  
@ L'Alliance des caisses populaires de l'Ontario
- 3 **\$54,825**  
Child Welfare Worker  
@ The Children's Aid Society of the District of Nipissing and Parry Sound

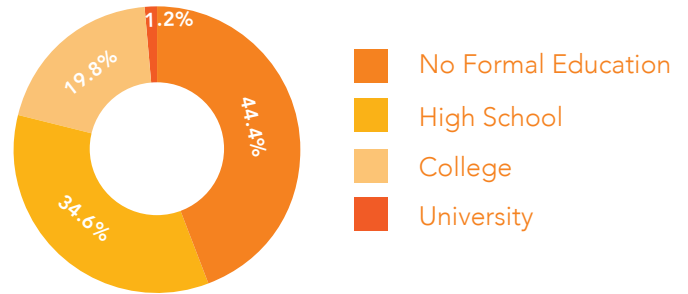
## Highest Paying Posted Job By Annual Salary

- 1 **\$63,550**  
Deputy Clerk  
@ Municipality of Whitestone
- 2 **\$55,000**  
Program Coordinator - Community Recreation  
@ Town of Parry Sound
- 3 **\$37,574**  
Youth Worker  
@ Youthdale Treatment Centre

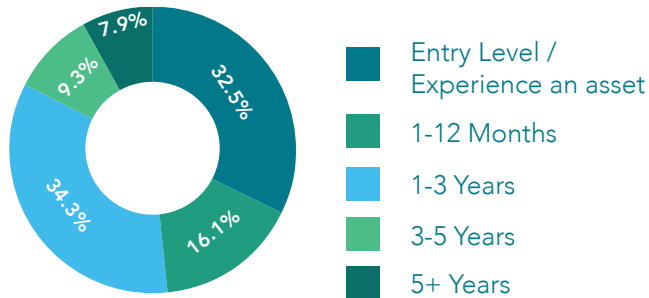
## Educational Level Requested:



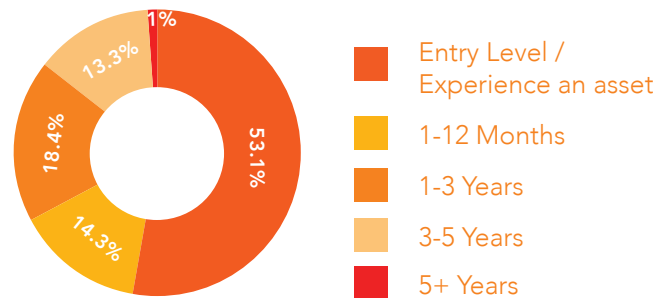
## Educational Level Requested:



## Required Experience Breakdown:



## Required Experience Breakdown:



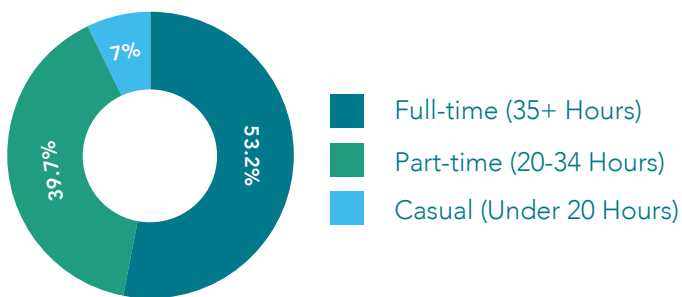
280

Postings listed experience requirements  
(70.5%)

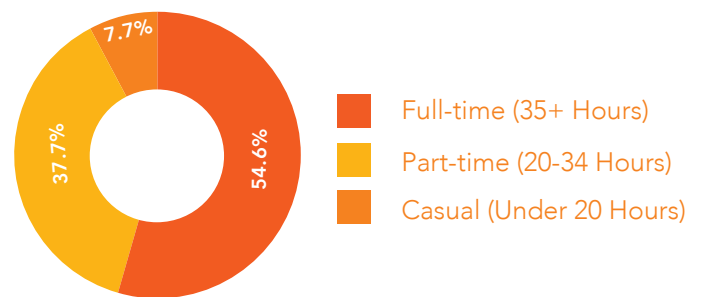
98

Postings listed experience requirements  
(67.1%)

## Full-time / Part-time Breakdown



## Full-time / Part-time Breakdown



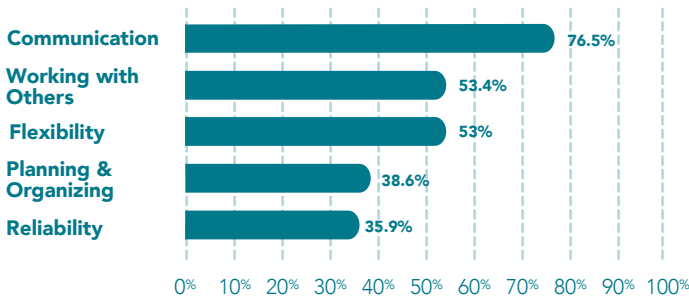
355

Postings listed hours offered (89.4%)

130

Postings listed hours offered (89%)

## Top 5 Most Desired Soft Skills



There were 397 job postings recorded within Nipissing District in the month of August. This is a slight drop; -5.3% (-22) from the July figure of 419 postings. The August 2019 figure is significantly below; -19.6% (-97) the 5-year August average of 494 job postings. 197 unique employers posted jobs within the month of August; slightly more; +4.8% (+9) than the previous month when 188 unique employers posted jobs.

Of the 397 job postings in August 99.0% (393) were recorded via on-line sources, 25.2% (100) required some form of valid drivers license, 5.5% (22) indicated that the successful candidate would have to have access to a personal vehicle, 5.8% (23) were seeking a bilingual candidate and 19.1% (76) stated that a criminal record check would be performed as a condition of employment.

The average hourly wage offered by job postings in August for which an hourly wage was posted was \$19.13/hr. This figure is identical to the current 12-month average of \$19.13/hr. Of the 204 postings which indicated 31.9% (65) were offering the provincial minimum wage of \$14.00/hr. The average annual salary for jobs posted in August in which an annual salary was listed was \$44,530.77/year. This is slightly lower; -7.7%, than the current 12-month average of \$48,262.94/year.

The Retail Trade (NAICS-44-45) industry accounted for the largest share of job postings in the month of August with 18.6% (74) of the overall share when compared to all major industry classifications. This figure does represent a slight increase; +2.6%, from July share of 16.0% for jobs within this industry. The greatest month-over-month increase in job posting share of +6.4% was seen within the Professional, Scientific and Technical Services (NAICS-54) industry while the largest month-over-month decrease in job posting share of -6.0% occurred in the Administrative and Support, Waste Management and Remediation Services (NAICS-56) industry.

### WHAT IS THE LMG MONTHLY JOBS REPORT?

This Jobs Report is a monthly publication produced by The Labour Market Group. Each month we compile a list of jobs that were posted or advertised through a variety of sources in our community. This report provides current, key information about job postings in the Nipissing & Parry Sound districts. Job postings were gathered online from [www.jobbank.gc.ca](http://www.jobbank.gc.ca), [www.indeed.ca](http://www.indeed.ca), and [www.wowjobs.ca](http://www.wowjobs.ca), and the North Bay & District Jobs Facebook page. They were also gathered from our local newspapers including: Almaguin News, Parry Sound North Star, North Bay Nugget, Mattawa Recorder, and West Nipissing Tribune. The job postings in this study are by no means an exhaustive list of every available job during the collection period. It is simply a tally of jobs posted from the sources listed above. For more clarification on the collection process of this Jobs report, please contact [info@thelabourmarketgroup.ca](mailto:info@thelabourmarketgroup.ca). We would be more than happy to review our process with you!

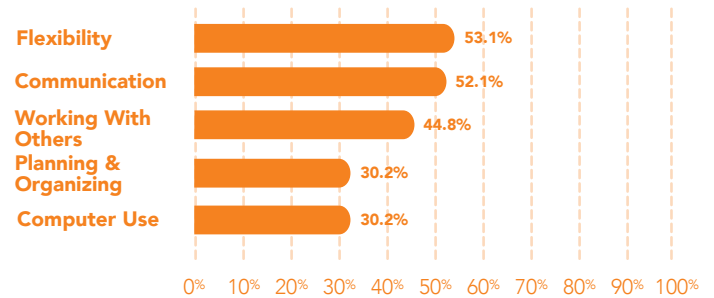
<sup>2</sup> Includes placement agencies, employment service providers and temporary agencies postings which could otherwise fall under other industries but actual employers are unknown at this time.

<sup>3</sup> HGS and Zedd both post very frequently and state they are looking for large numbers of employees. As a result only 1 posting for each was considered

For more information & further details about local jobs, please contact :

The Labour Market Group  
Toll Free: 1-877-223-8909  
[info@thelabourmarketgroup.ca](mailto:info@thelabourmarketgroup.ca)

## Top 5 Most Desired Soft Skills



There were 146 job postings recorded within Parry Sound District in the month of August. This is a slight drop; -3.9% (-6) from the July figure of 152 postings. The August 2019 figure is significantly above; +12.1% (+16) the 5-year August average of 130 job postings. 65 unique employers posted jobs within the month of August; notably less; -16.7% (-13) than the previous month when 78 unique employers posted jobs.

Of the 146 job postings in August 97.9% (143) were recorded via on-line sources, 26.0% (38) required some form of valid drivers license, 3.4% (5) indicated that the successful candidate would have to have access to a personal vehicle, 0.0% (0) were seeking a bilingual candidate and 19.2% (28) stated that a criminal record check would be performed as a condition of employment.

The average hourly wage offered by job postings in August for which an hourly wage was posted was \$17.37/hr. This figure is slightly below; -3.2%, the current 12-month average of \$17.95/hr. Of the 83 postings which indicated 16.9% (14) were offering the provincial minimum wage of \$14.00/hr. The average annual salary for jobs posted in August in which an annual salary was listed was \$47,221.00/year. This is slightly lower; -3.9%, than the current 12-month average of \$49,116.28/year.

The Construction (NAICS-23) industry accounted for the largest share of job postings in the month of August with 15.8% (23) of the overall share when compared to all major industry classifications. This figure does represent a significant increase; +11.1%, from July share of 4.6% for jobs within this industry. This was also the greatest month-over-month increase in job postings amongst all major industry classifications while the largest month-over-month decrease in job posting share of -12.1% occurred in the Accommodation and Food Services (NAICS-72) industry; accounting for 10.3% of the August postings.