

MONTHLY JOBS REPORT

JUNE 2019

Nipissing District

There were 381 job postings recorded within Nipissing District in the month of June. This represents a substantial drop from both the previous month and the 4-year June average with decreases of -17.7% (-82) and -15.6% (-70) respectively. 171 unique employers posted jobs in this month which is also significantly below the previous month's figure of 197 and the current 4-year June average of 194.

381 Total Number of Job Postings **↓82** from May

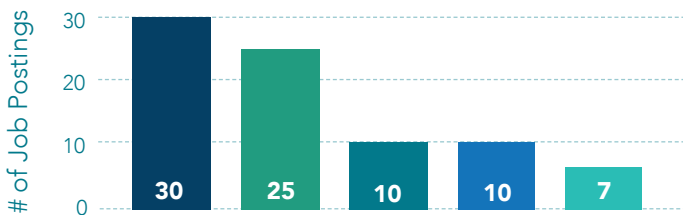
Parry Sound District

There were 131 job postings recorded within the Parry Sound District throughout the month of June. This total is drastically lower; -26.8%, than the previous month's total of 179 job postings. Despite this the June 2019 figure is notably higher; +7.8%, than the current 4-year June average of 122 postings. 72 unique employers posted jobs in June.

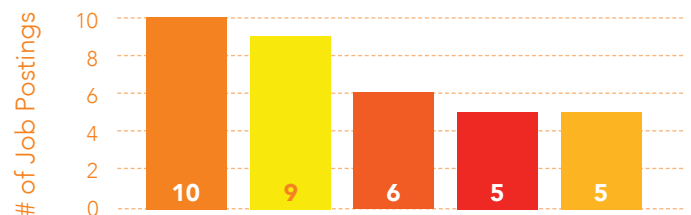
131 Total Number of Job Postings **↓48** from May

* North American Industry Classification System (NAICS) is the system utilized by the governments of Canada, United States and Mexico in order to classify companies based on their primary functions/objectives.

Top 5 Employers Posting Jobs



Top 5 Employers Posting Jobs



Top 5 Industries Hiring (NAICS)



Top 5 Positions

- 17** Retail Service Clerk / Rep. / Associate
- 4** Retail Manager / Assistant Manager
- 3** Automotive Service Technician / Apprentice
- 3** Parts Clerk
- 3** Cashier

Top 5 Industries Hiring (NAICS)



Top 5 Positions

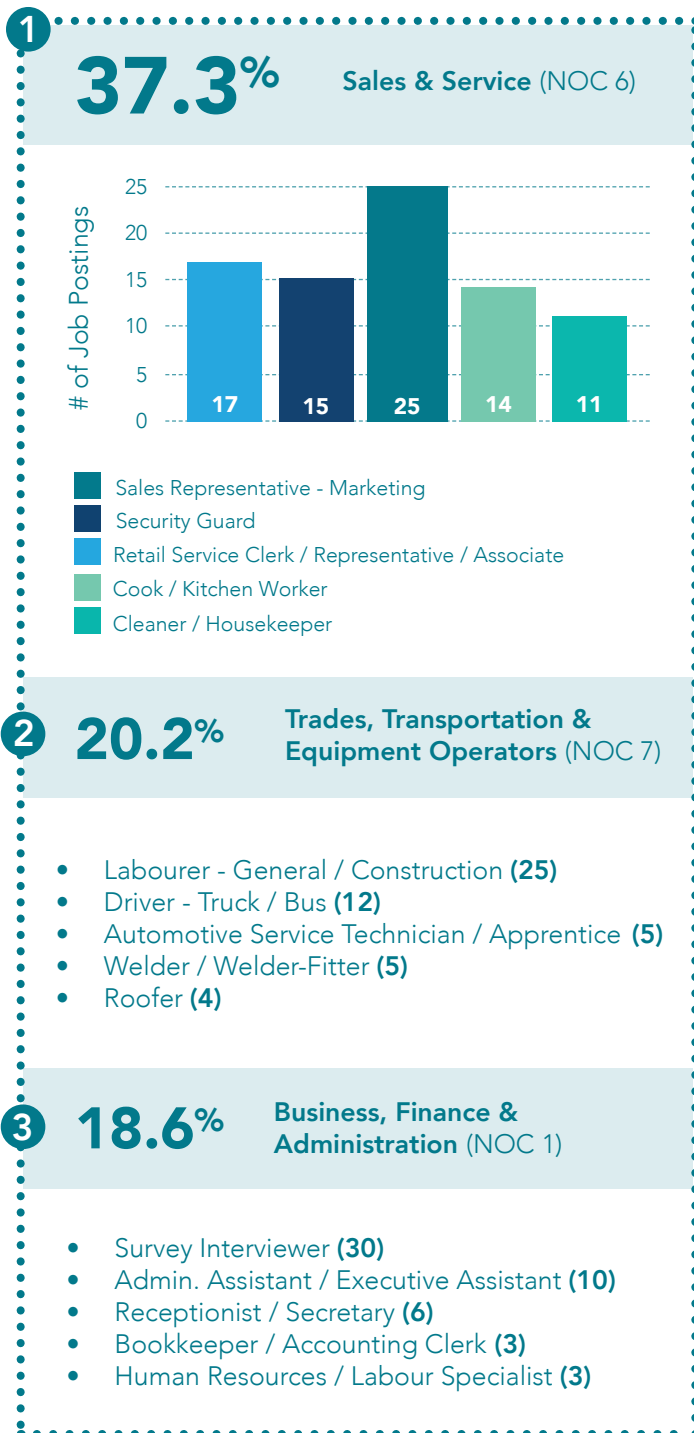
- 10** Retail Sales Associate / Representative
- 2** Cashier
- 2** Retail Supervisor
- 2** Manager / Assistant Manager
- 1** 7 Tied at 1

- 2 **12.3%** : Public Administration (NAIC 91)
- 3 **11%** : Health Care & Social Assistance (NAIC 62)
- 4 **8.9%** : Professional, Scientific & Technical Services (NAIC 54)
- 5 **8.7%** : Manufacturing (NAICS 31-33)

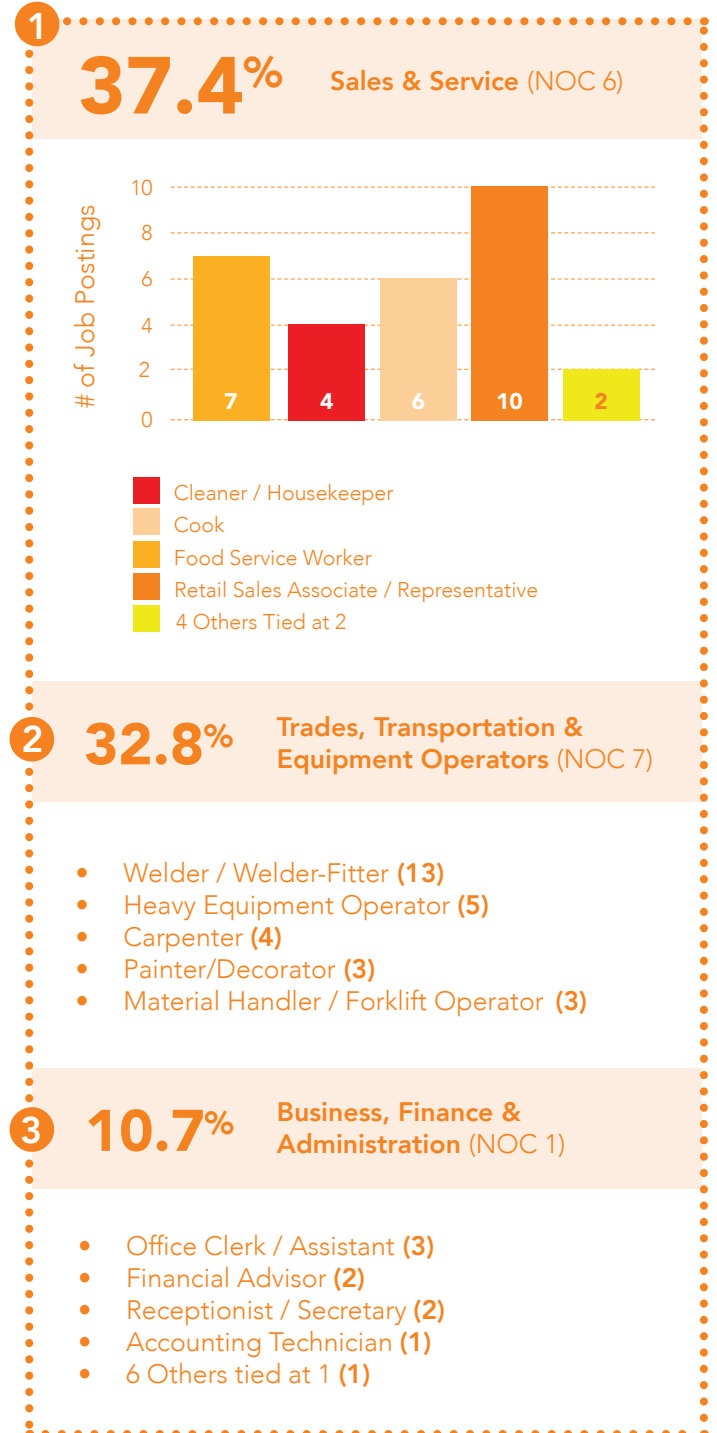
- 2 **14.5%** : Accommodation & Food Services (NAIC 72)
- 3 **13.7%** : Manufacturing (NAICS 31-33)
- 4 **13%** : Construction (NAIC 23)
- 5 **9.9%** : Health Care & Social Assistance (NAIC 62)

* National Occupation Classification (NOC) is the system utilized by the Government of Canada to organize occupations based on the primary job requirements and skill level.

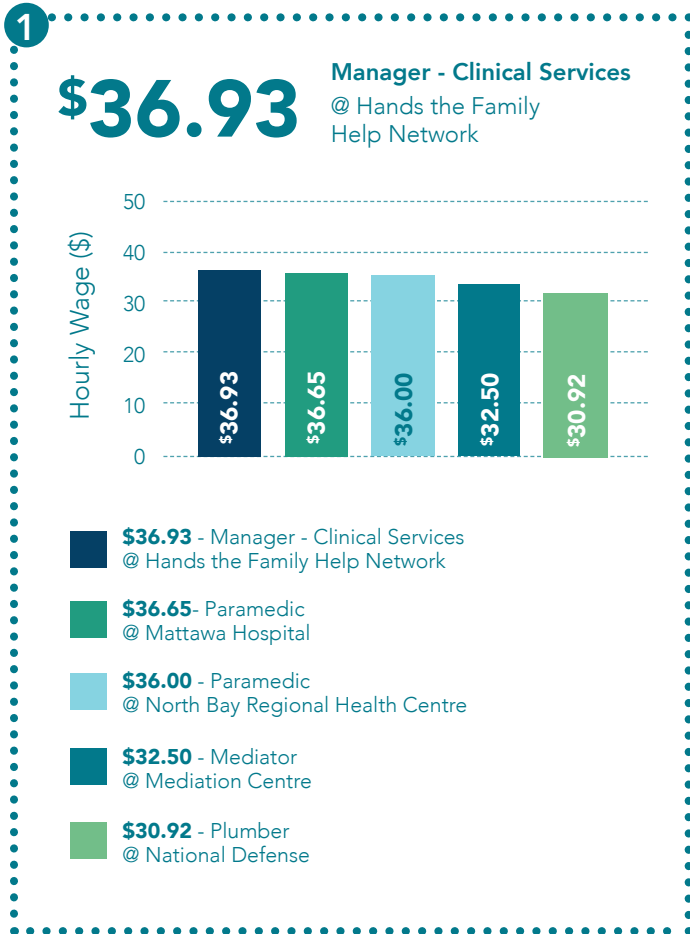
Top 3 Occupational Categories (NOC)



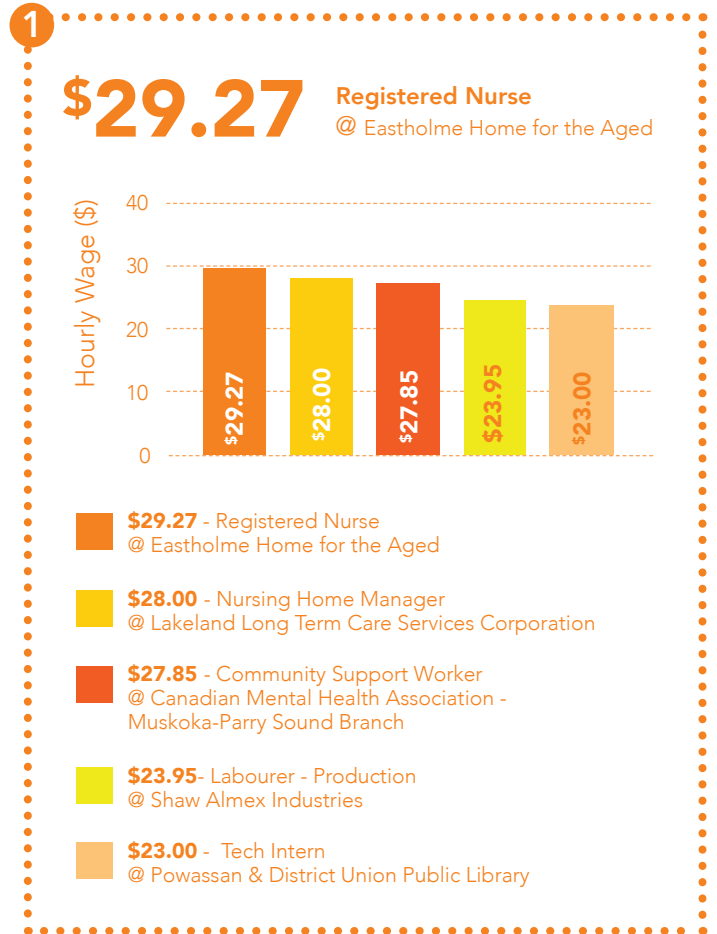
Top 3 Occupational Categories (NOC)



Highest Paying Posted Jobs By Hourly Wage



Highest Paying Posted Jobs By Hourly Wage



Highest Paying Posted Jobs By Annual Salary

1 **\$60,632**

Caseworker
@ Ministry of Children, Community & Social Services

2 **\$60,000**

Manager - Financial Services
@ True North Chevrolet Cadillac Ltd.

3 **\$54,825**

Program Worker - Community Action Program for Children Team
@ The Children's Aid Society of the District of Nipissing and Parry Sound

Highest Paying Posted Job By Annual Salary

1 **\$73,845**

Director of Public Works
@ The Corporation of the Township of Nipissing

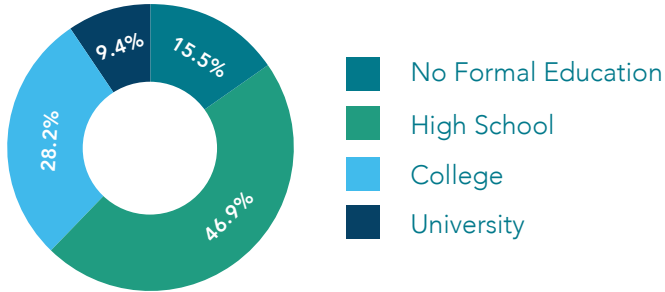
2 **\$70,000**

Water Well Driller
@ Marshall Well Drilling

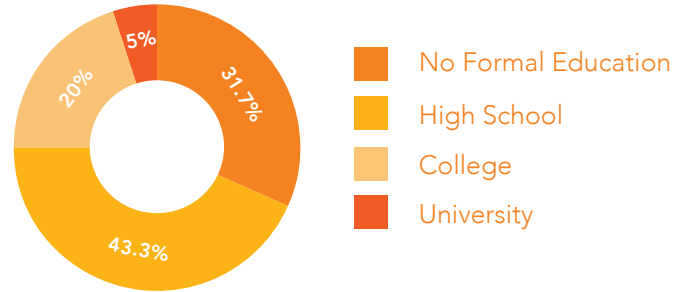
3 **\$64,214**

Superintendent - Public Works
@ Township of Strong

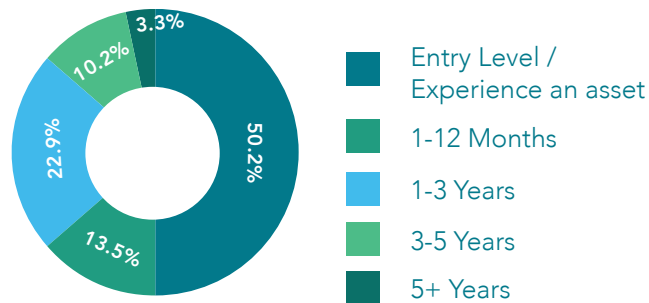
Educational Level Requested:



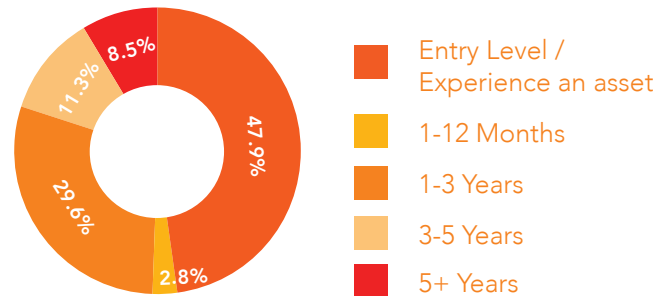
Educational Level Requested:



Required Experience Breakdown:



Required Experience Breakdown:



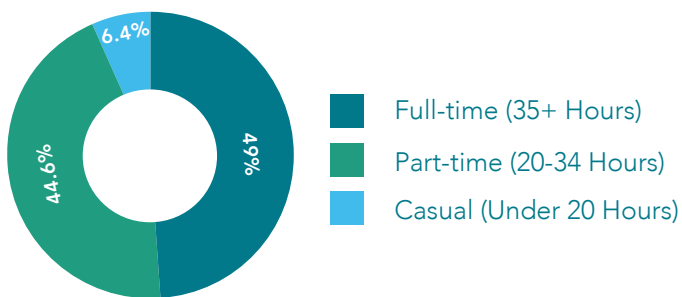
275

Postings listed experience requirements
(72.2%)

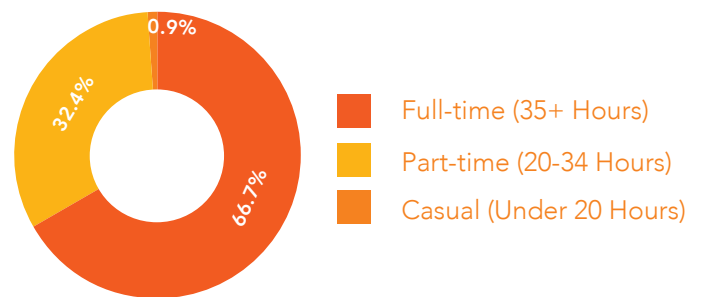
71

Postings listed experience requirements
(54.2%)

Full-time / Part-time Breakdown



Full-time / Part-time Breakdown



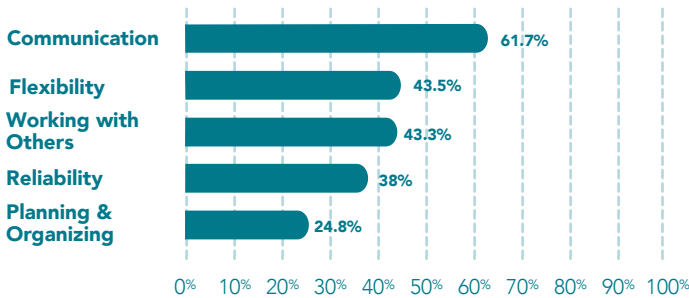
312

Postings listed hours offered (81.9%)

111

Postings listed hours offered (84.7%)

Top 5 Most Desired Soft Skills



There were 381 job postings recorded within Nipissing District in the month of June. This represents a substantial drop from both the previous month and the 4-year June average with decreases of -17.7% (-82) and -15.6% (-70) respectively. 171 unique employers posted jobs in this month which is also significantly below the previous month's figure of 197 and the current 4-year June average of 194.

Of the 381 job postings 98.2% (374) were discovered through online sources, 23.4% (89) required the successful candidate to have some form of driver's license, 5.0% (19) needed access to a personal vehicle, 4.7% (18) were seeking a bilingual candidate and 30.4% (116) stated that a criminal record check would be performed as a condition of hiring.

The average hourly wage offered for postings in June was \$17.74/hour. This is a significant decrease; -6.9%, from the May average of \$19.05/hour and also falls below; -6.0%, the current 12-month average of \$18.87/hour. Of the 216 postings which provided an hourly wage 25.0% (54) were offering the provincial minimum wage of \$14.00/hour. The average annual salary for June was \$39,367.97/year; representing a large drop of -16.9% from the current 12-month average of \$47,399.84/year.

The Retail Trade (NAICS-44-45) and Public Administration (NAICS-91) industries made up a combined one in every four jobs in the month with 13.9% and 12.3% of the overall job posting share respectively. The largest month-over-month increase amongst all major industry classifications occurred in the Professional, Scientific and Technical Services (NAICS-54) industry with a modest +3.7% to make up 8.9% of all postings in June. In contrast the Health Care and Social Assistance (NAICS-62) saw the largest month-over-month decrease dropping -6.3% to make up 11.0% of the postings in June.

WHAT IS THE LMG MONTHLY JOBS REPORT?

This Jobs Report is a monthly publication produced by The Labour Market Group. Each month we compile a list of jobs that were posted or advertised through a variety of sources in our community. This report provides current, key information about job postings in the Nipissing & Parry Sound districts. Job postings were gathered online from www.jobbank.gc.ca, www.indeed.ca, and www.wowjobs.ca, and the North Bay & District Jobs Facebook page. They were also gathered from our local newspapers including: Almaguin News, Parry Sound North Star, North Bay Nugget, Mattawa Recorder, and West Nipissing Tribune. The job postings in this study are by no means an exhaustive list of every available job during the collection period. It is simply a tally of jobs posted from the sources listed above. For more clarification on the collection process of this Jobs report, please contact info@thelabourmarketgroup.ca. We would be more than happy to review our process with you!

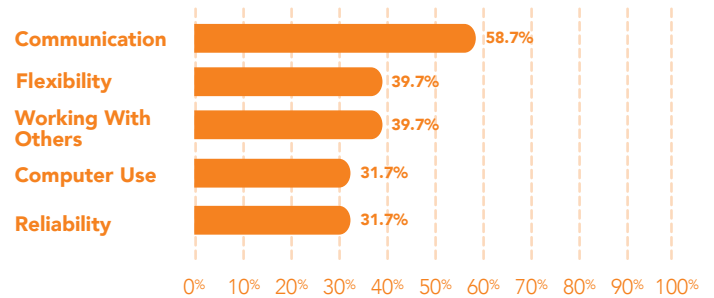
² Includes placement agencies, employment service providers and temporary agencies postings which could otherwise fall under other industries but actual employers are unknown at this time.

³ HGS and Zedd both post very frequently and state they are looking for large numbers of employees. As a result only 1 posting for each was considered

For more information & further details about local jobs, please contact :

The Labour Market Group
Toll Free: 1-877-223-8909
info@thelabourmarketgroup.ca

Top 5 Most Desired Soft Skills



There were 131 job postings recorded within the Parry Sound District throughout the month of June. This total is drastically lower; -26.8%, than the previous month's total of 179 job postings. Despite this the June 2019 figure is notably higher; +7.8%, than the current 4-year June average of 122 postings. 72 unique employers posted jobs in June.

Of the 131 job postings in June 97.7% (128) were discovered using online sources, 0.8% (1) were seeking a bilingual candidate, 18.3% (24) required some form of valid driver's license, 4.6% (6) stated that the successful candidate would have to have access to a personal vehicle for the job and 6.9% (9) indicated that a criminal record check would be performed as a condition of hiring.

The average starting hourly wage being offered for positions in which a wage was listed was \$17.60/hour. This is slightly lower; -2.5%, than the current 12-month average of \$18.06/hour. Of the 50 postings that provided an hourly wage being offered 18.0% (9) were listed at the provincial minimum wage of \$14.00/hour. The average starting annual salary being offered in June was \$53,142.69/year; slightly greater (+2.0%) than the current 12-month average of \$52,093.45/year.

The Retail Trade (NAICS-44-45) industry accounted for the greatest number of job postings with 17.6% (23) of the overall share. This also accounted for the largest month-over-month increase in job posting share amongst the major occurred in the Manufacturing (NAICS-31-33) industry with a +4.8% shift to account for 13.7% (18) of the June postings. The largest month-over-month decrease of -8.9% was seen in the Transportation and Warehousing (NAICS-48-49) industry which made up 0.0% (0) of the overall share in June.



The Labour Market Group
Guiding partners to workforce solutions.