

MONTHLY JOBS REPORT

APRIL 2019

Nipissing District

There were 416 job postings recorded within Nipissing District in the month of April. This represents a large decrease; -18.3%, from the March figure of 509 job postings. Despite the significant drop month-over-month the April figure is virtually identical; -0.1%, to the current 4-year April average of 417 postings. 211 unique employers posted jobs in April.

416 Total Number of Job Postings **↓93** from Apr.

Parry Sound District

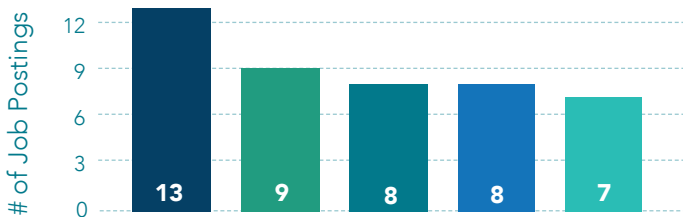
There were 186 job postings recorded within Parry Sound District in the month of April. This represents a slight decrease; -5.1%, from the March figure of 199 job postings. The April 2019 figure represents a large increase; +21.0%, from the 4-year April average of 154. 88 Unique employers posted jobs in April; notably higher than the current 4-year April average of 76.

186 Total Number of Job Postings **↓10** from Apr.

* North American Industry Classification System (NAICS) is the system utilized by the governments of Canada, United States and Mexico in order to classify companies based on their primary functions/objectives.

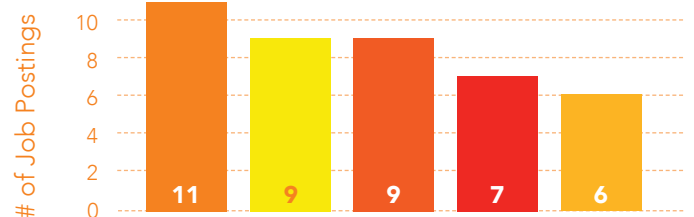
Top 5 Employers Posting Jobs

■ Hands TheFamilyHelpNetwork.ca ■ The White Owl Bistro
■ LSI Transport Inc/ Locomote Systems Inc. ■ 4 Tied at 7
■ Metal Fab



Top 5 Employers Posting Jobs

■ Trailside RV Resort ■ Walmart Canada
■ LSI Transport Inc/ Locomote Systems Inc. ■ 4 Tied at 6
■ North Rock Cleaning Services



Top 5 Industries Hiring (NAICS)

1 **17.3%** Retail Trade (NAICS 44-45) of all job postings

Top 5 Positions

24 Sales Associate - Representative
16 Retail Manager / Assistant Manager
5 Detailer / Lot Attendant
2 Parts Clerk
2 Pharmacy Assistant

Top 5 Industries Hiring (NAICS)

1 **17.7%** Retail Trade (NAICS 44-45) of all job postings

Top 5 Positions

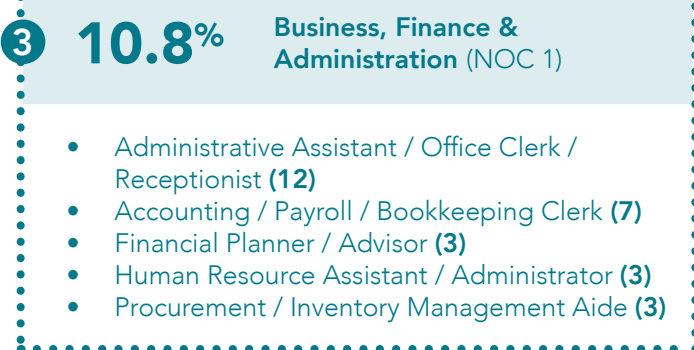
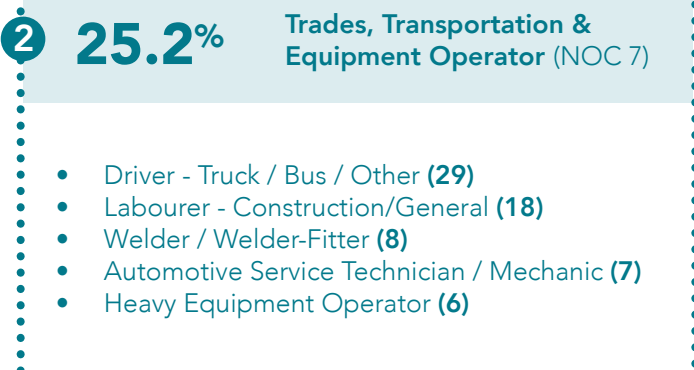
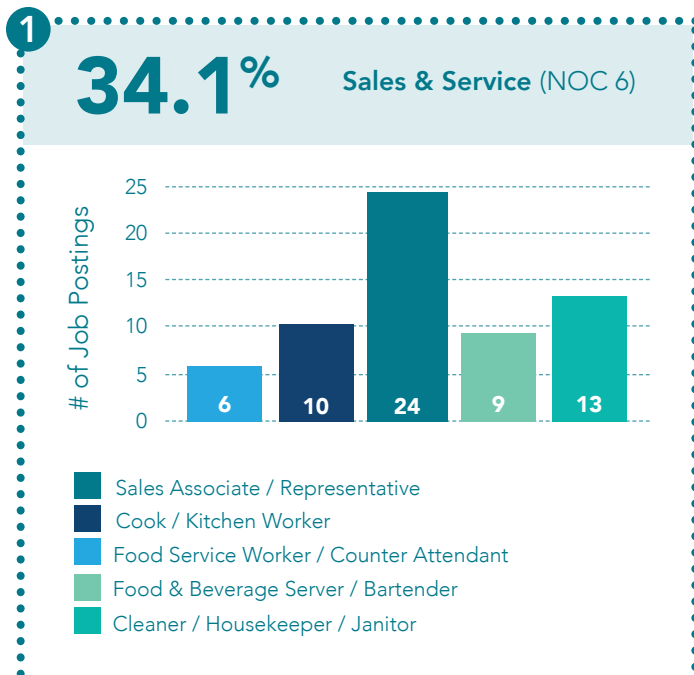
10 Retail Sales Associate / Representative
4 Merchandiser / Stocker
3 Driver
3 Door-to-Door Salesperson
2 Cashier

- 2 **15.6%** : Health Care & Social Assistance (NAIC 62)
- 3 **9.6%** : Accommodation & Food Services (NAIC 72)
- 4 **9.1%** : Construction (NAIC 23)
- 5 **8.9%** : Manufacturing (NAICS 31-33)

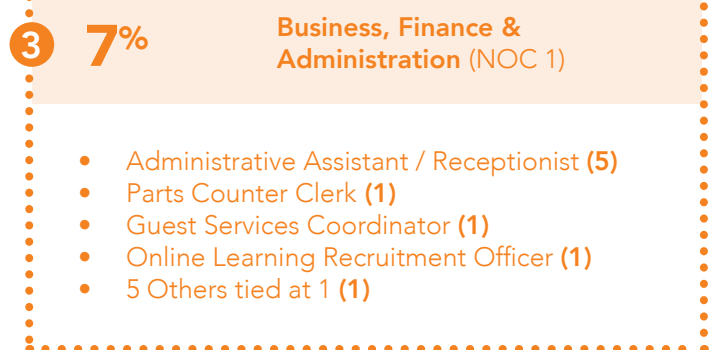
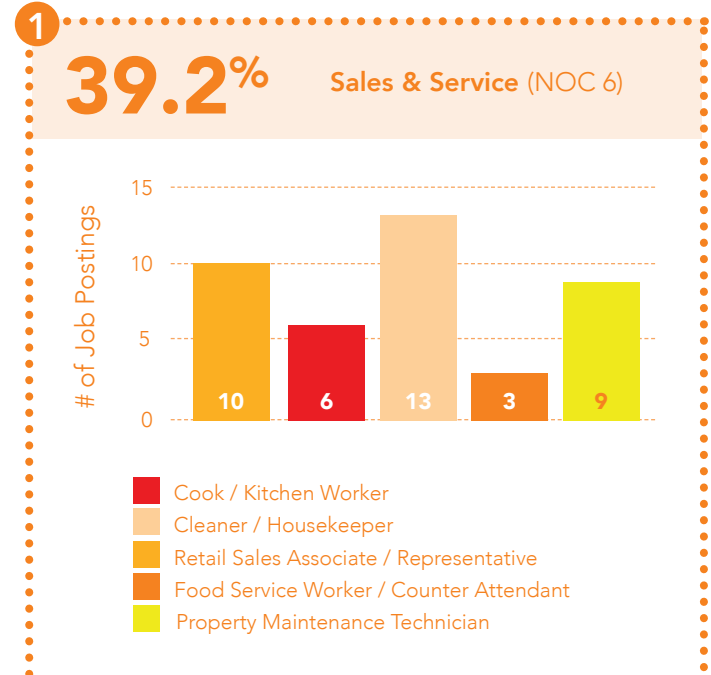
- 2 **15.1%** : Public Administration (NAIC 91)
- 3 **14.5%** : Health Care & Social Assistance (NAIC 62)
- 4 **14%** : Accommodation & Food Services (NAIC 72)
- 5 **11.8%** : Construction (NAIC 23)

* National Occupation Classification (NOC) is the system utilized by the Government of Canada to organize occupations based on the primary job requirements and skill level.

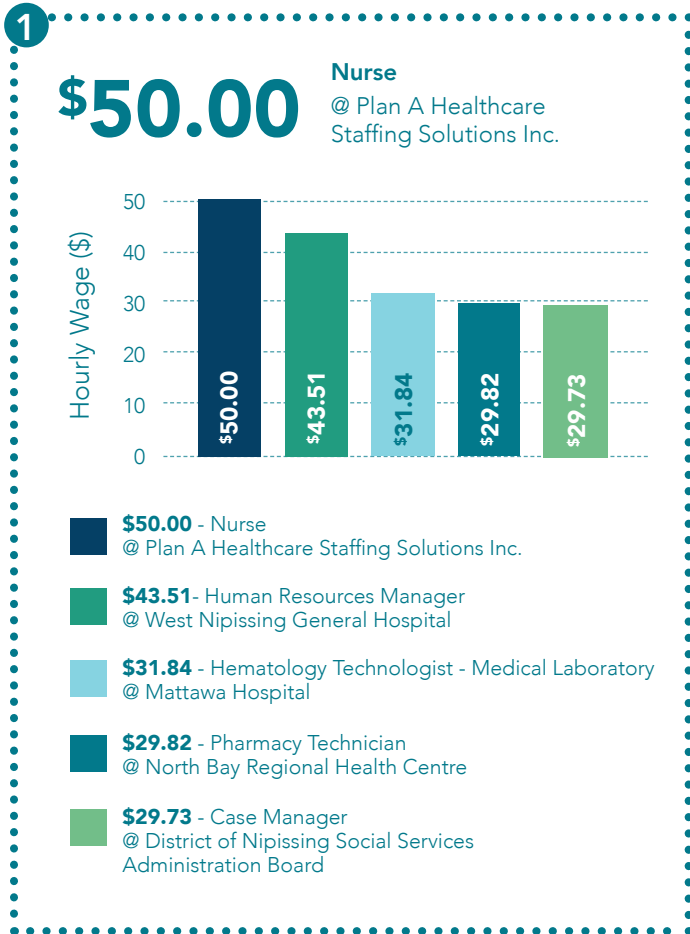
Top 3 Occupational Categories (NOC)



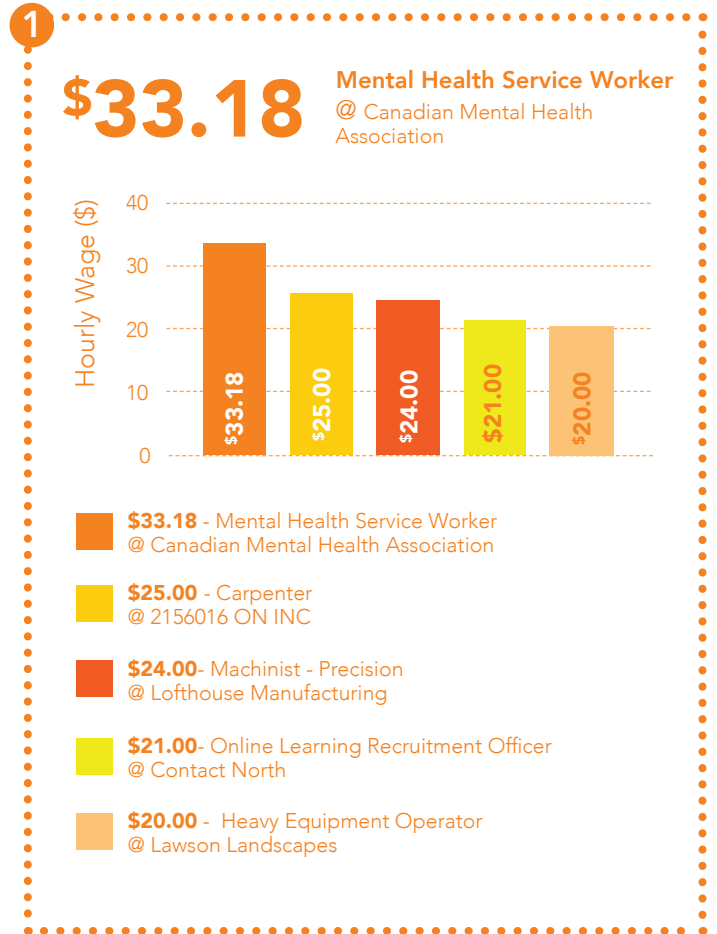
Top 3 Occupational Categories (NOC)



Highest Paying Posted Jobs By Hourly Wage



Highest Paying Posted Jobs By Hourly Wage



Highest Paying Posted Jobs By Annual Salary

1 **\$107,128**

Chief Executive Director
@ Union of Ontario Indians

2 **\$99,308**

Director - Finance
@ Nipissing University

3 **\$84,913**

Personal Services Manager
@ L'Alliance des caisses populaires de l'Ontario limitée

Highest Paying Posted Job By Annual Salary

1 **\$95,000**

Chief Administrative Officer / Municipal Clerk
@ Municipality of Magnetawan

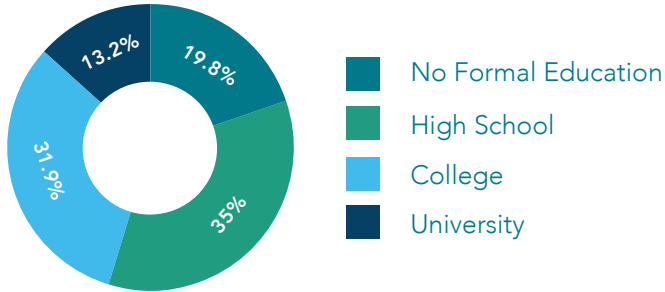
2 **\$70,000**

Water Well Driller
@ Marshall Well Drilling

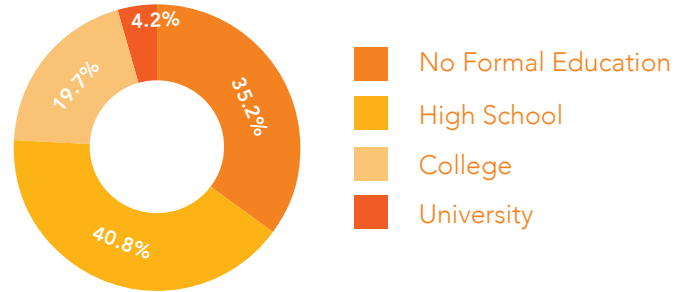
2 **\$45,000**

Manager - Meat Department
@ Parry Sound Sobeys

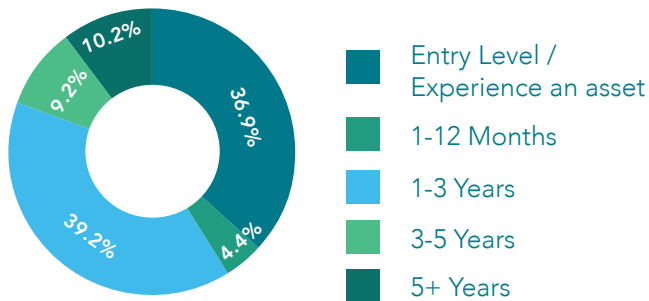
Educational Level Requested:



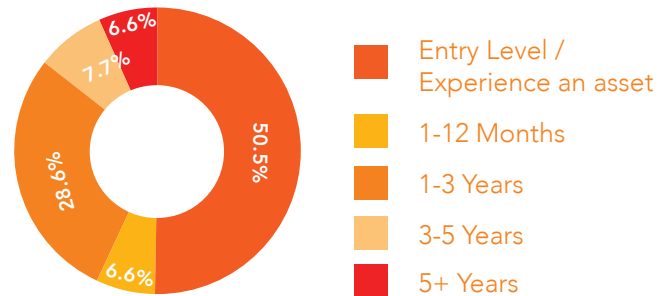
Educational Level Requested:



Required Experience Breakdown:



Required Experience Breakdown:



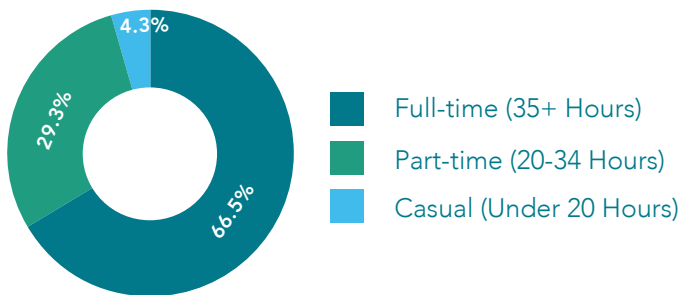
293

Postings listed experience requirements
(70.4%)

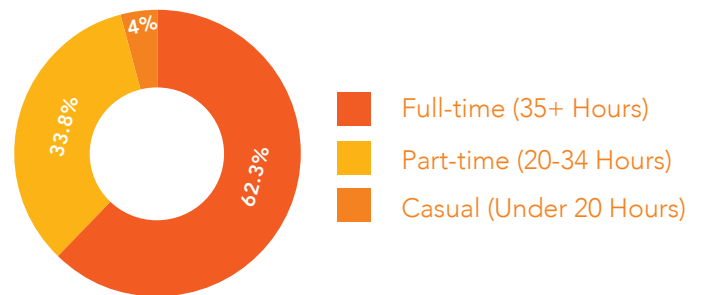
91

Postings listed experience requirements
(48.9%)

Full-time / Part-time Breakdown



Full-time / Part-time Breakdown



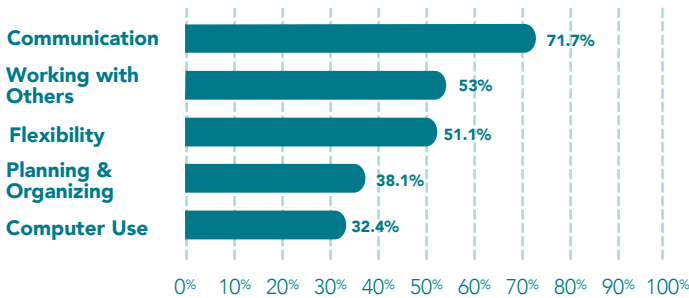
352

Postings listed hours offered (84.6%)

151

Postings listed hours offered (81.2%)

Top 5 Most Desired Soft Skills



There were 416 job postings recorded within Nipissing District in the month of April. This represents a large decrease; -18.3%, from the March figure of 509 job postings. Despite the significant drop month-over-month the April figure is virtually identical; -0.1%, to the current 4-year April average of 417 postings. 211 unique employers posted jobs in April.

Of the 416 postings in April 98.3% (409) were discovered through online sources, 37.3% (155) indicated that some form of valid driver's license were required for the position and of which 8.2% (34) stated that the successful candidate would need to have their own vehicle, 8.7% (36) were seeking a bilingual candidate for their position and 23.1% (96) indicated that a criminal record check would be a condition of hiring.

The average hourly wage offered for postings in April; where there was a wage listed, was \$17.80/hour. This is slightly lower; -4.9%, than the current 12-month average of \$18.72/hour. Of the 218 postings that listed an hourly wage 28.4% (62) were offering the provincial minimum wage of \$14.00/hour. For job postings offering an annual salary the average was \$57,138.26/year; +18.8% higher than the current 12-month average of \$48,115.11/year.

The most represented major industry classification with regards to job postings was Retail Trade (NAICS-44-45) industry with 17.3% (72) of the postings in April. This figure is similar; +1.0%, from the previous month with this industry accounting for 16.3% of the job postings. The largest month-over-month increase; +4.0%, occurred within the Construction (NAICS-23) which represented 9.1% of the postings and April. The largest month-over-month decrease of -8.3% was seen within the Health Care and Social Assistance (NAICS-62) industry which made up 15.6% of the postings in April.

WHAT IS THE LMG MONTHLY JOBS REPORT?

This Jobs Report is a monthly publication produced by The Labour Market Group. Each month we compile a list of jobs that were posted or advertised through a variety of sources in our community. This report provides current, key information about job postings in the Nipissing & Parry Sound districts. Job postings were gathered online from www.jobbank.gc.ca, www.indeed.ca, and www.wowjobs.ca, and the North Bay & District Jobs Facebook page. They were also gathered from our local newspapers including: Almaguin News, Parry Sound North Star, North Bay Nugget, Mattawa Recorder, and West Nipissing Tribune. The job postings in this study are by no means an exhaustive list of every available job during the collection period. It is simply a tally of jobs posted from the sources listed above. For more clarification on the collection process of this Jobs report, please contact info@thelabourmarketgroup.ca. We would be more than happy to review our process with you!

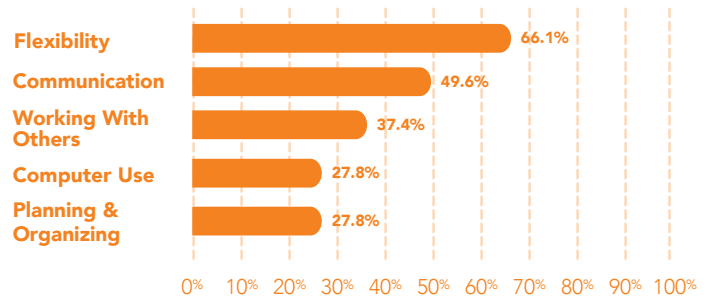
² Includes placement agencies, employment service providers and temporary agencies postings which could otherwise fall under other industries but actual employers are unknown at this time.

³ HGS and Zedd both post very frequently and state they are looking for large numbers of employees. As a result only 1 posting for each was considered

For more information & further details about local jobs, please contact :

The Labour Market Group
Toll Free: 1-877-223-8909
info@thelabourmarketgroup.ca

Top 5 Most Desired Soft Skills



There were 186 job postings recorded within Parry Sound District in the month of April. This represents a slight decrease; -5.1%, from the March figure of 199 job postings. The April 2019 figure represents a large increase; +21.0%, from the 4-year April average of 154. 88 Unique employers posted jobs in April; notably higher than the current 4-year April average of 76.

Of the 186 postings in April 86.0% (160) were discovered through online sources, 33.3% (62) indicated that some form of valid driver's license were required for the position and of which 4.3% (8) stated that the successful candidate would need to have their own vehicle, 0.0% (0) were seeking a bilingual candidate for their position and 17.2% (32) indicated that a criminal record check would be a condition of hiring.

The average hourly wage offered for postings in April; where there was a wage listed, was \$16.15/hour. This is notably lower; -9.7%, than the current 12-month average of \$17.88/hour. Of the 83 postings that listed an hourly wage 33.7% (28) were offering the provincial minimum wage of \$14.00/hour. For job postings offering an annual salary the average was \$45,396.64/year; -8.5% lower than the current 12-month average of \$49,603.60/year.

The most represented major industry classification with regards to job postings was Retail Trade (NAICS-44-45) industry with 17.7% (33) of the postings in April. This figure is slightly higher; +1.9%, from the previous month with this industry accounting for 15.8% of the job postings. The largest month-over-month increase; +10.0%, occurred within the Public Administration (NAICS-91) industry which represented 15.1% of the postings and April. The largest month-over-month decrease of -7.5% was seen within the Accommodation and Food Services (NAICS-72) industry which made up 14.0% of the postings in April.



The Labour Market Group
Guiding partners to workforce solutions.