

MONTHLY JOBS REPORT

JANUARY 2019

Nipissing District

There were 376 job postings recorded within the Nipissing District in January 2019. This figure is a large increase; +9.0%, from the December total of 345 job postings. The January 2019 value is however virtually identical; -0.3%, to the current 4-year January average of 377 job postings. 199 unique employers posted jobs in January; a large increase from both the December figure (+61.8%) and the current 4-year January average (+16.4%) of 171.

376 Total Number of Job Postings **↑31** from Dec.

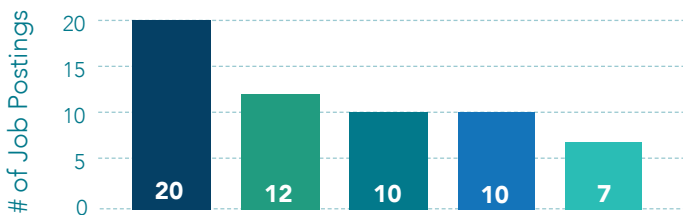

Parry Sound District

There were 128 job postings recorded within the Parry Sound District in January 2019. This figure is a very large increase; +156.0%, from the December total of 50 job postings. The January 2019 value is also significantly greater; +34.4%, to the current 4-year January average of 95 job postings. 51 unique employers posted jobs in January; a large increase from the December figure (+82.1%) but closer in line to the current 4-year January average (+10.9%) of 46.

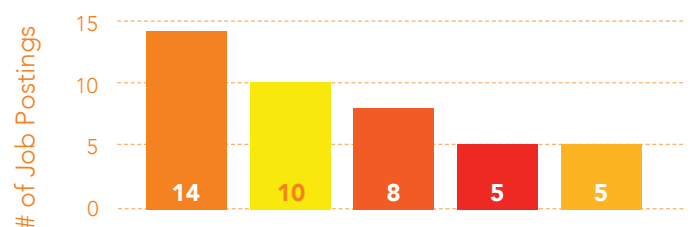
128 Total Number of Job Postings **↑78** from Dec.

* North American Industry Classification System (NAICS) is the system utilized by the governments of Canada, United States and Mexico in order to classify companies based on their primary functions/objectives.

Top 5 Employers Posting Jobs



Top 5 Employers Posting Jobs



Top 5 Industries Hiring (NAICS)



Top 5 Positions

- 18** Retail Sales Clerk / Associate / Rep.
- 10** Retail Manager / Assistant Manager / Key Holder
- 5** Stocker / Merchandiser
- 3** Automotive Detailer
- 2** Pharmacy Assistant

Top 5 Industries Hiring (NAICS)



Top 5 Positions

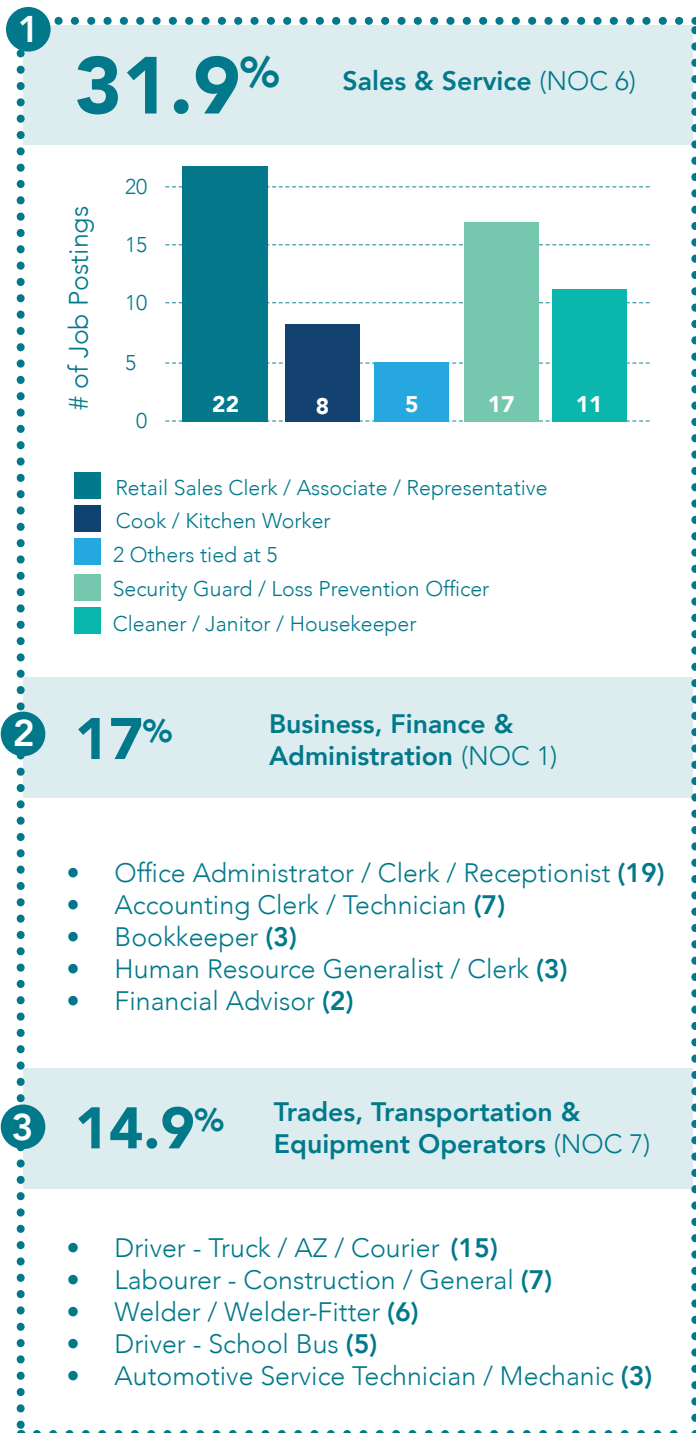
- 5** Youth Worker
- 4** Developmental Service Worker
- 4** Medical / Health Care Aide
- 3** Lifeguard
- 3** Registered Nurse / Practical Nurse

- 2 **17.8%** : Health Care & Social Assistance (NAIC 62)
- 3 **7.4%** : Administrative & Support, Waste Management & Remediation Services (NAIC 56)
- 4 **7.2%** : Transportation & Warehousing (NAICS 48-49)
- 5 **7.2%** : Accommodation & Food Services (NAIC 72)

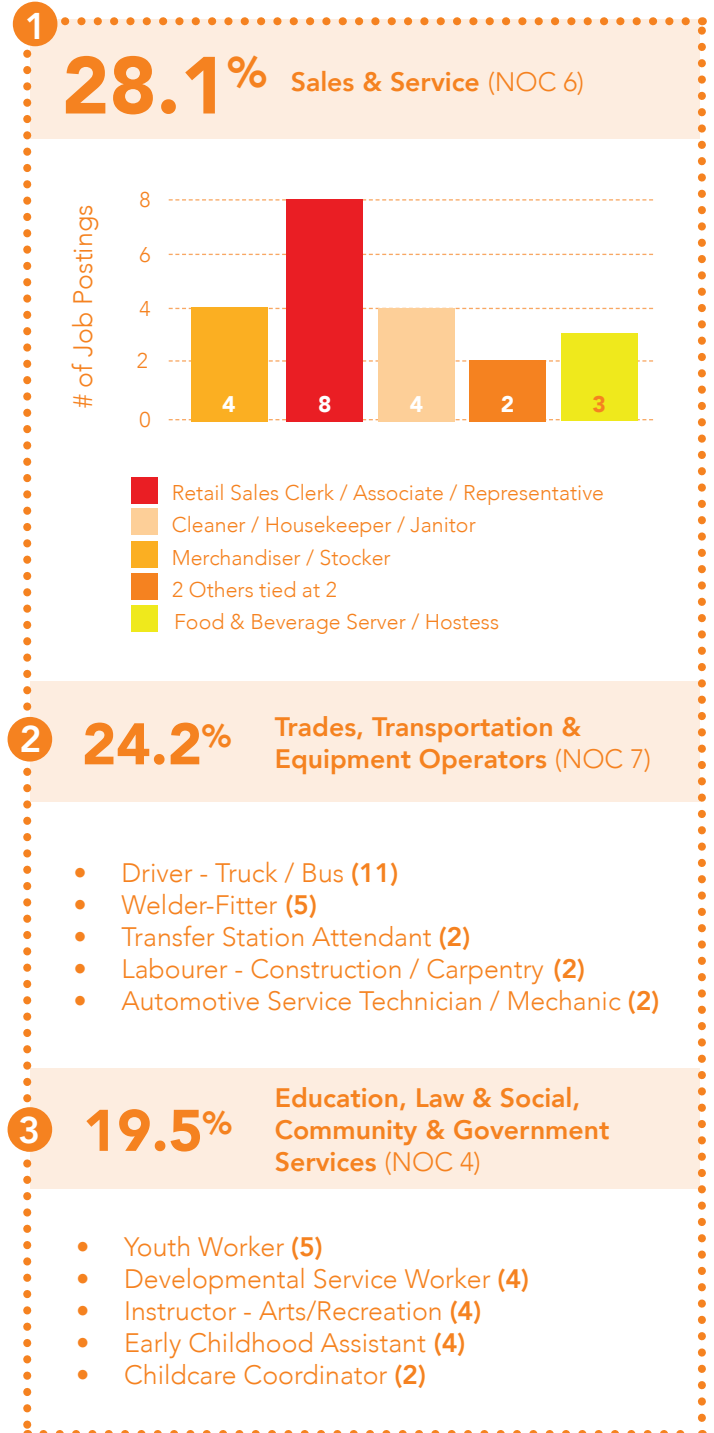
- 2 **16.4%** : Retail Trade (NAICS 44-45)
- 3 **9.4%** : Manufacturing (NAICS 31-33)
- 4 **9.4%** : Arts, Entertainment & Recreation (NAIC 71)
- 5 **8.6%** : Accommodation & Food Services (NAIC 72)

* National Occupation Classification (NOC) is the system utilized by the Government of Canada to organize occupations based on the primary job requirements and skill level.

Top 3 Occupational Categories (NOC)



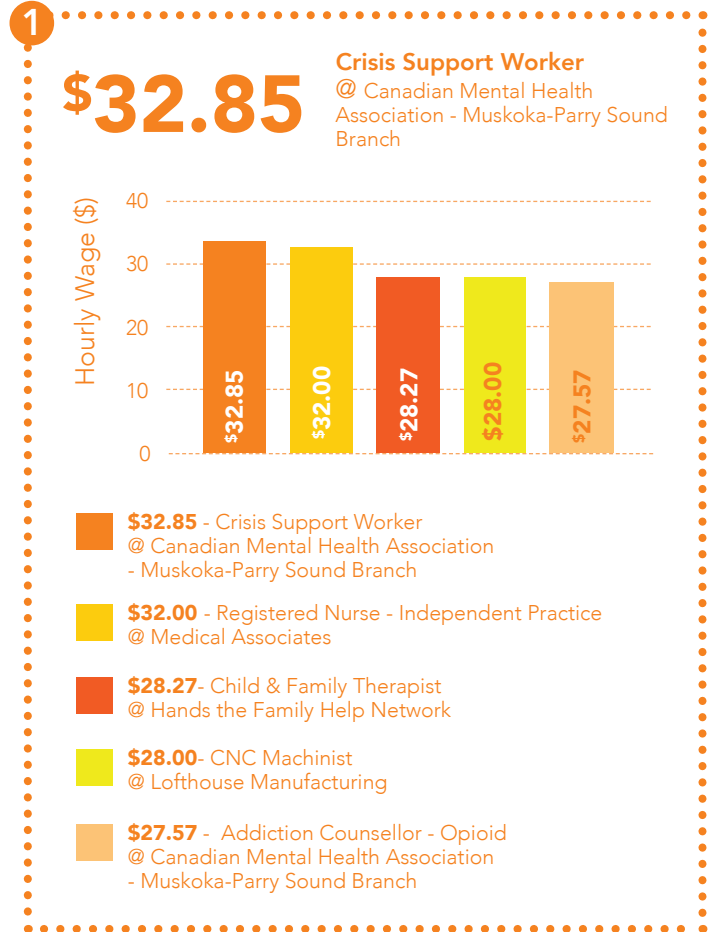
Top 3 Occupational Categories (NOC)



Highest Paying Posted Jobs By Hourly Wage



Highest Paying Posted Jobs By Hourly Wage



Highest Paying Posted Jobs By Annual Salary

1 **\$170,000**

Associate Dentist
@ Dr. Fuzy Dentistry Prof. Corp.

2 **\$85,000**

Business Consultant
@ Stroma Service Consulting Inc.

3 **\$80,000**

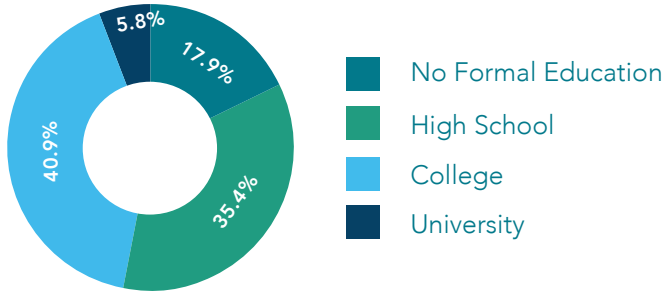
Helicopter Pilot
@ Aurora Helicopters Ltd.

Highest Paying Posted Job By Annual Salary

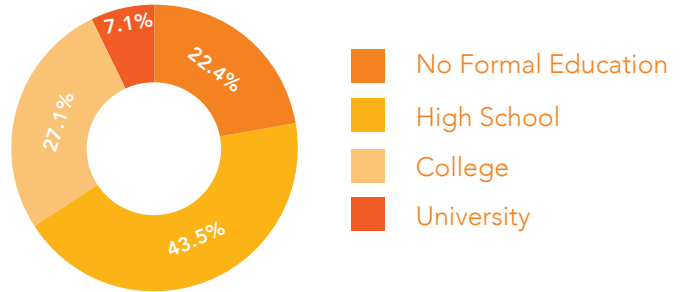
1 **\$46,436**

Investment Specialist
@ Kawartha Credit Union

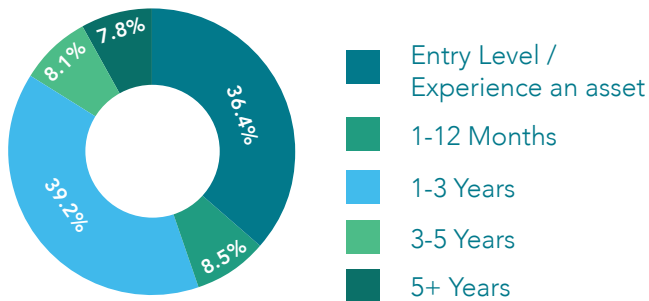
Educational Level Requested:



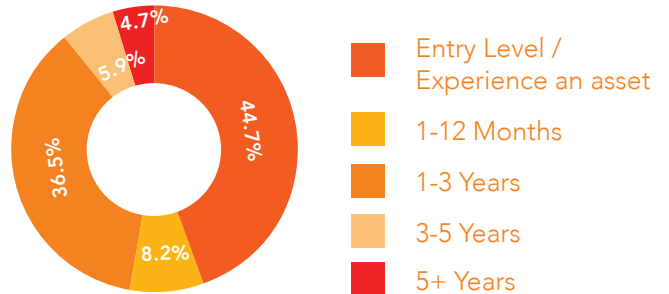
Educational Level Requested:



Required Experience Breakdown:



Required Experience Breakdown:



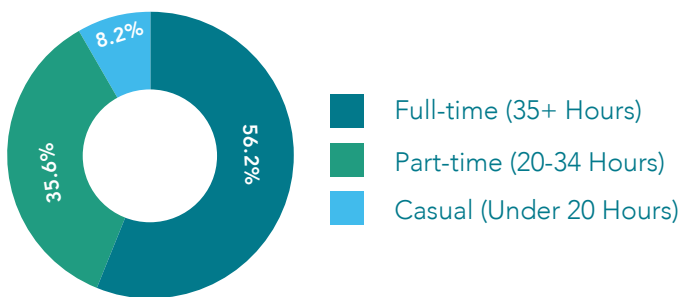
283

Postings listed experience requirements
(75.3%)

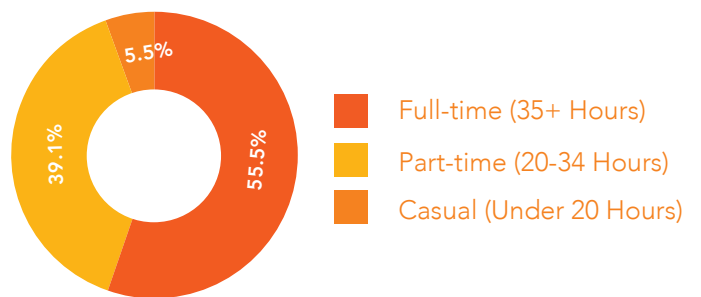
85

Postings listed experience requirements
(66.4%)

Full-time / Part-time Breakdown



Full-time / Part-time Breakdown



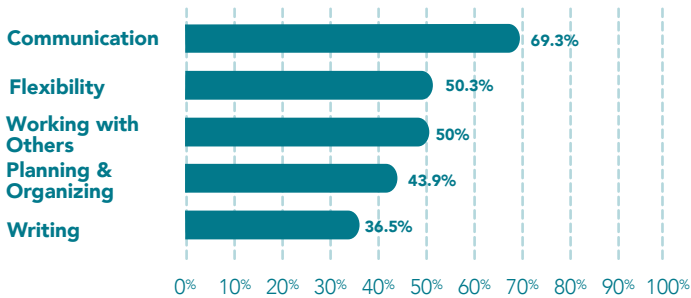
317

Postings listed hours offered (84.3%)

110

Postings listed hours offered (85.9%)

Top 5 Most Desired Soft Skills



There were 376 job postings recorded within the Nipissing District in January 2019. This figure is a large increase; +9.0%, from the December total of 345 job postings. The January 2019 value is however virtually identical; -0.3%, to the current 4-year January average of 377 job postings. 199 unique employers posted jobs in January; a large increase from both the December figure (+61.8%) and the current 4-year January average (+16.4%) of 171. Of the 376 job postings in January 358 (95.2%) were discovered via on-line sources, 125 (33.2%) required the successful candidate to have some form of valid driver's license, 34 (9.0%) also required applicants to have access to a personal vehicle, 33 (8.8%) were seeking a bilingual individual and 124 (33.0%) indicated that a criminal record check would be a condition of hire.

The average starting hourly wage being offered for jobs in 2019 amongst those postings which specified an hourly wage (177) was \$20.23/hour. This figure is notably higher; +9.8%, than the current 12-month average of \$18.42/hour. 26 job postings listed an annual salary range being offered with the average starting salary being \$52,000.81/year. This average salary is significant above; +13.7%, the current 12-month average of \$45,746.08/year. This large increase could be attributed to the abnormally large salary of \$170,000.00 being offered to an Associate Dentist for Dr. Fuzy Dentistry Professional Corporation.

Jobs within the Retail Trade (NAICS-44-45) and Health Care and Social Assistance (NAICS-62) industries accounted for the largest shares of job postings in January accounting for 18.4% (69) and 17.8% (67) respectively. The Retail Trade industry saw the largest month-over-month change in job posting share of +7.3% when compared to all major industry classifications while the Administrative and Support, Waste Management and Remediation Services (NAICS-56) saw the largest month over month decrease in job posting share of -13.1% and made up 7.4% of the postings in January.

WHAT IS THE LMG MONTHLY JOBS REPORT?

This Jobs Report is a monthly publication produced by The Labour Market Group. Each month we compile a list of jobs that were posted or advertised through a variety of sources in our community. This report provides current, key information about job postings in the Nipissing & Parry Sound districts. Job postings were gathered online from www.jobbank.gc.ca, www.indeed.ca, and www.wowjobs.ca, and the North Bay & District Jobs Facebook page. They were also gathered from our local newspapers including: Almaguin News, Parry Sound North Star, North Bay Nugget, Mattawa Recorder, and West Nipissing Tribune. The job postings in this study are by no means an exhaustive list of every available job during the collection period. It is simply a tally of jobs posted from the sources listed above. For more clarification on the collection process of this Jobs report, please contact info@thelabourmarketgroup.ca. We would be more than happy to review our process with you!

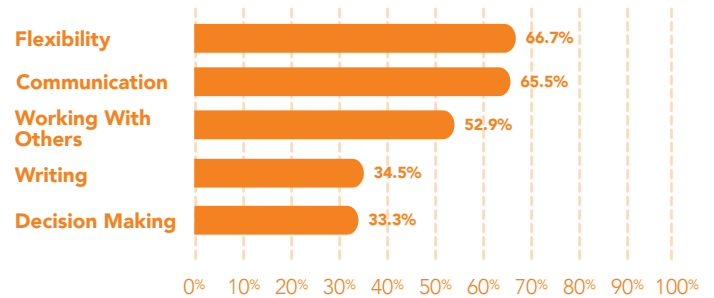
² Includes placement agencies, employment service providers and temporary agencies postings which could otherwise fall under other industries but actual employers are unknown at this time.

³ HGS and Zedd both post very frequently and state they are looking for large numbers of employees. As a result only 1 posting for each was considered

For more information & further details about local jobs, please contact :

The Labour Market Group
Toll Free: 1-877-223-8909
info@thelabourmarketgroup.ca

Top 5 Most Desired Soft Skills



There were 128 job postings recorded within the Parry Sound District in January 2019. This figure is a very large increase; +156.0%, from the December total of 50 job postings. The January 2019 value is also significantly greater; +34.4%, to the current 4-year January average of 95 job postings. 51 unique employers posted jobs in January; a large increase from the December figure (+82.1%) but closer in line to the current 4-year January average (+10.9%) of 46. Of the 128 job postings in January 122 (95.3%) were discovered via on-line sources, 42 (32.8%) required the successful candidate to have some form of valid driver's license, 9 (7.0%) also required applicants to have access to a personal vehicle, 5 (3.9%) were seeking a bilingual individual and 48 (37.5%) indicated that a criminal record check would be a condition of hire.

The average starting hourly wage being offered for jobs in 2019 amongst those postings which specified an hourly wage (63) was \$18.32/hour. This figure is only slightly higher; +2.8%, than the current 12-month average of \$17.82/hour. Only one posting listed an annual salary being offered and thus there is no trustworthy average value to report. The current 12-month average for annual salary is \$45,677.44/year.

Jobs within the Health Care and Social Assistance (NAICS-62) industry made up the largest share; 27.3%, of the job postings in January when compared to all major industry classifications. This industry also saw the largest month-over-month increase job posting share of +13.3%. The Transportation and Warehousing (NAICS-48-49) industry saw the largest month over month decrease in job posting share of -14.2% and made up 7.8% of the postings in January.