

# MONTHLY JOBS REPORT

NOVEMBER 2018

## Nipissing District

There were 357 job postings recorded within Nipissing District through the month of November. This does represent a large decrease; -19.6%, from the October total of 444 job postings but does remain closer in line; -8.7%, to the current 4-year November average of 391 job postings. These 357 job postings were from 155 unique employers; which is also slightly below; -6.2%, the 4-year November average of 165.

**357** Total Number of Job Postings **↓87** from Oct.

## Parry Sound District

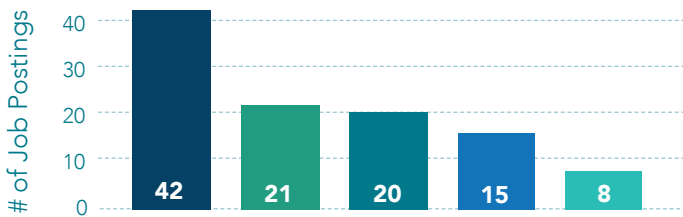
There were 99 job postings recorded within the Parry Sound District in the month of November. This is the exact same number of postings from the previous month and significantly higher; +11.9%, than the current 4-year November average of 89. 43 unique employers posted jobs in November which is in-line; -1.1%, with the current 4-year November average of 44.

**99** Total Number of Job Postings **SAME** as Oct.

\* North American Industry Classification System (NAICS) is the system utilized by the governments of Canada, United States and Mexico in order to classify companies based on their primary functions/objectives.

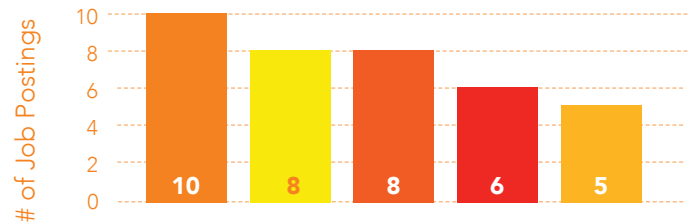
### Top 5 Employers Posting Jobs

■ HGS ■ Leisure Farms ■ The Children's Aid Society (Nipissing and Parry Sound)  
■ Zedd Customer Solutions  
■ LSI Transport Inc/Locomote Systems Inc.



### Top 5 Employers Posting Jobs

■ LSI Transport Inc/Locomote Systems Inc. ■ Canadore College  
■ Hands the Family Help Network ■ Canadian Mental Health Association, Muskoka-Parry Sound Branch  
■ Hunt Trucking LTD



### Top 5 Industries Hiring (NAICS)

**1** **21%** of all job postings Administrative & Support, Waste Management & Remediation Services (NAIC 56)

#### Top 3 Positions

**64** Call Centre Agent (Inbound/Outbound)  
**10** Cleaner  
**1** Office Manager

### Top 5 Industries Hiring (NAICS)

**1** **27.3%** of all job postings Health Care & Social Assistance (NAIC 62)

#### Top 5 Positions

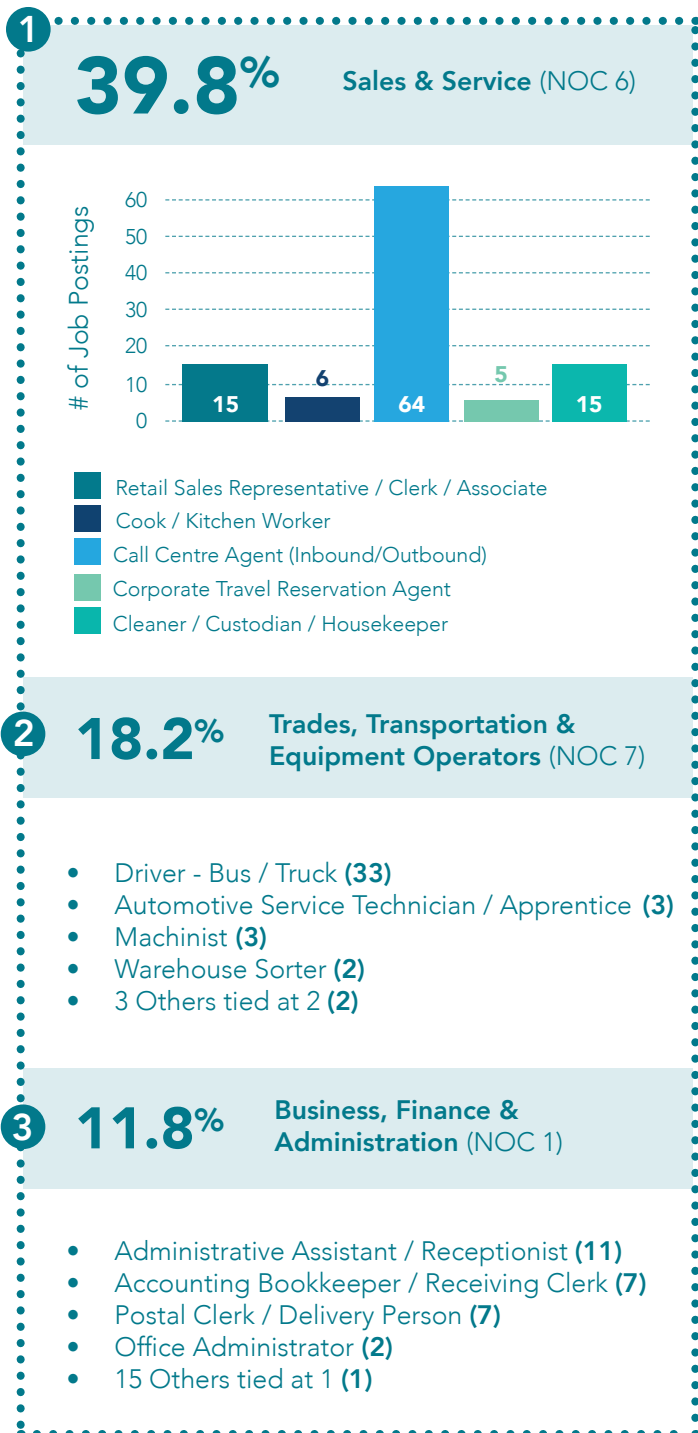
**4** Program Assistant  
**3** Support Worker  
**2** Case Manager  
**2** Early Childhood Educator / Child Minder  
**1** 16 Others tied at 1

- 2 15.1% : Health Care & Social Assistance (NAIC 62)
- 3 14% : Transportation & Warehousing (NAICS 48-49)
- 4 9.5% : Retail Trade (NAICS 44-45)
- 5 8.1% : Accommodation & Food Services (NAIC 72)

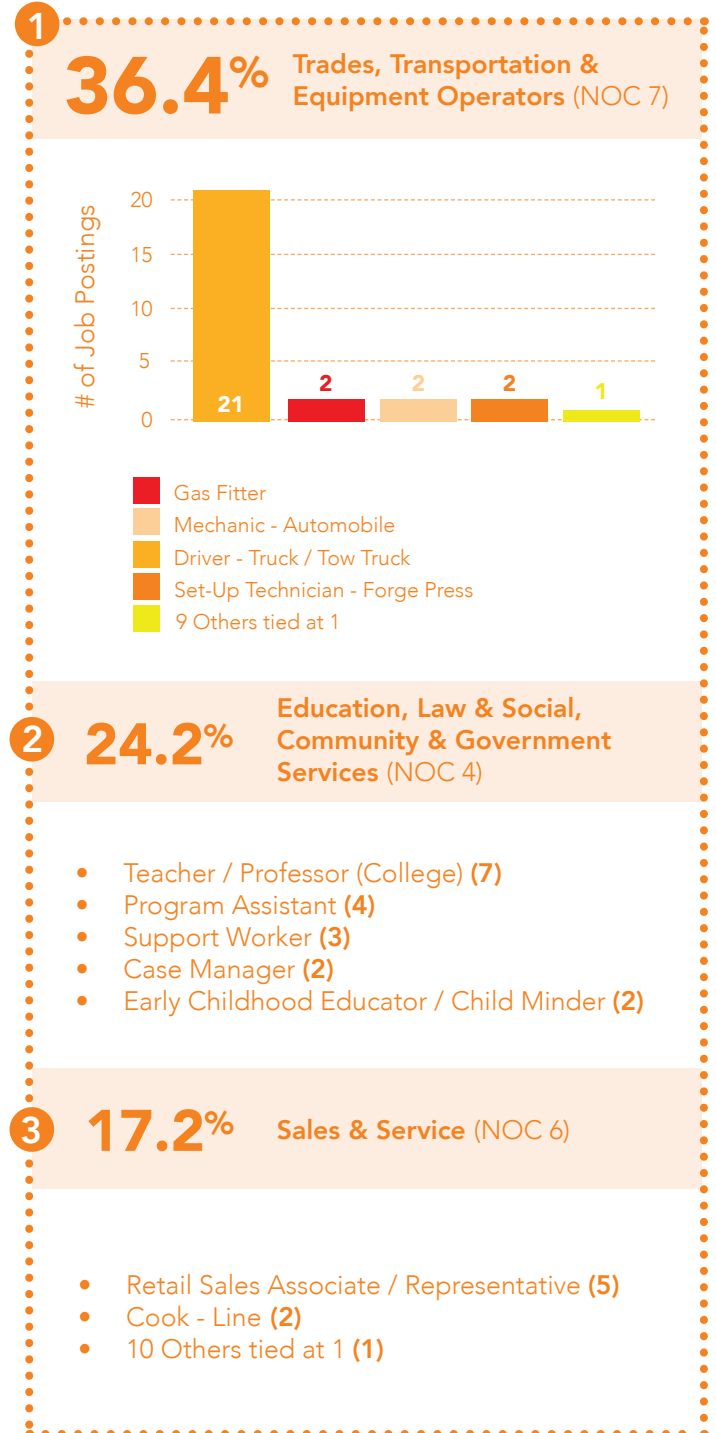
- 2 20.2% : Transportation & Warehousing (NAICS 48-49)
- 3 12.1% : Retail Trade (NAICS 44-45)
- 4 7.1% : Accommodation & Food Services (NAIC 72)
- 5 6.1% : Construction (NAIC 23)

\* National Occupation Classification (NOC) is the system utilized by the Government of Canada to organize occupations based on the primary job requirements and skill level.

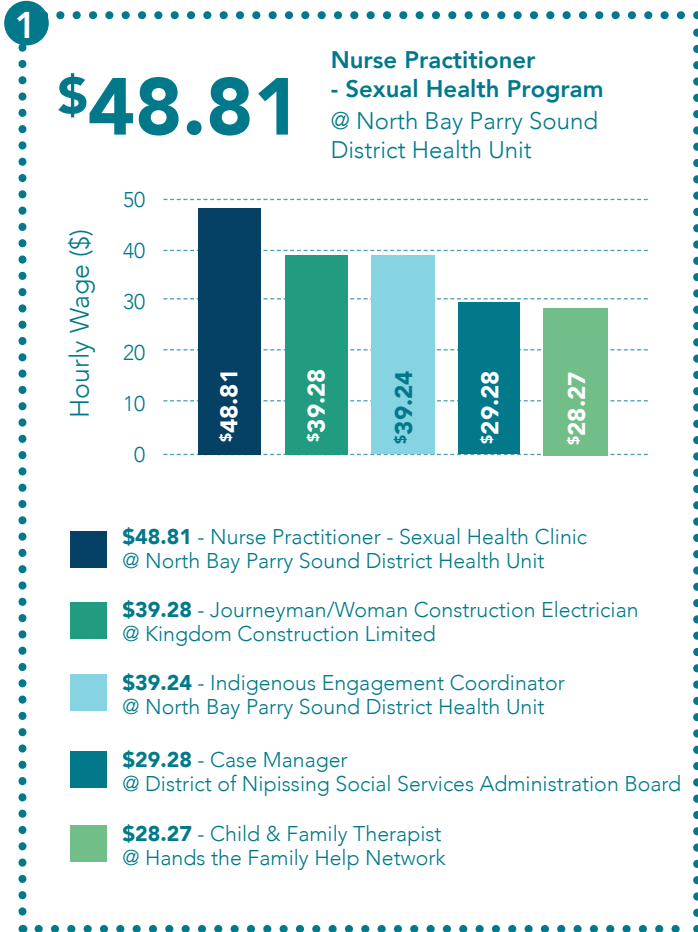
### Top 3 Occupational Categories (NOC)



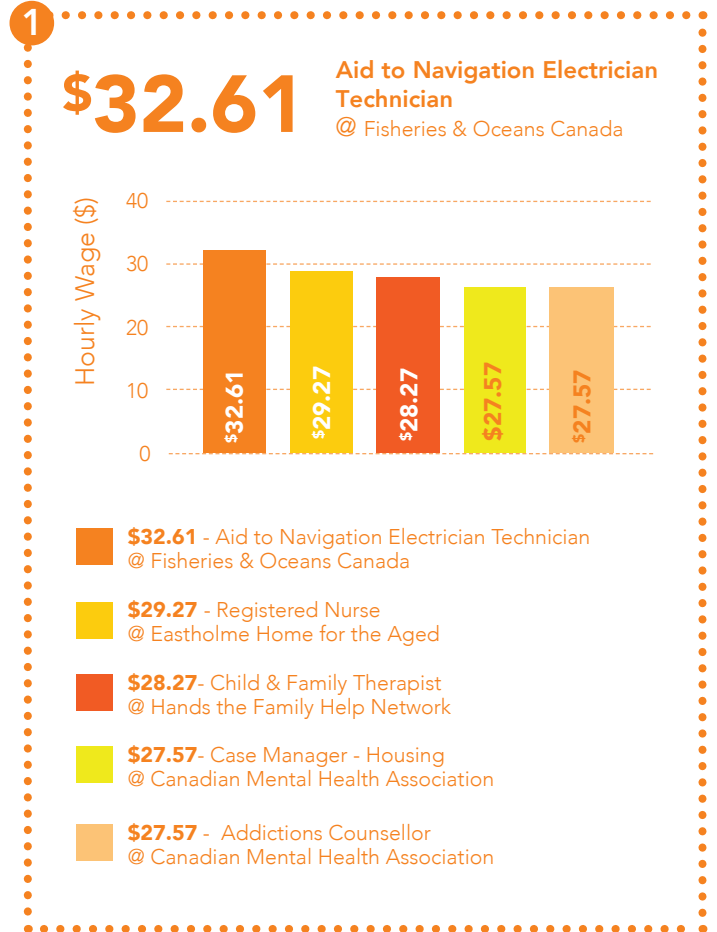
### Top 3 Occupational Categories (NOC)



## Highest Paying Posted Jobs By Hourly Wage



## Highest Paying Posted Jobs By Hourly Wage



## Highest Paying Posted Jobs By Annual Salary

1 **\$98,436**

**Professor - University**  
@ Nipissing University

2 **\$85,000**

**Business Consultant**  
@ Stroma Service Consulting Inc.

3 **\$70,000**

**Social Worker**  
@ Mattawa Family Health Team

## Highest Paying Posted Jobs By Annual Salary

1 **\$62,566**

**Search & Rescue Program Officer**  
@ Fisheries & Oceans Canada - Canadian Coast Guard

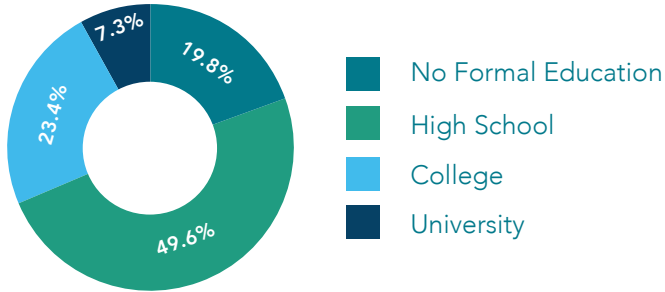
2 **\$46,411**

**Investment Specialist**  
@ Kawartha Credit Union

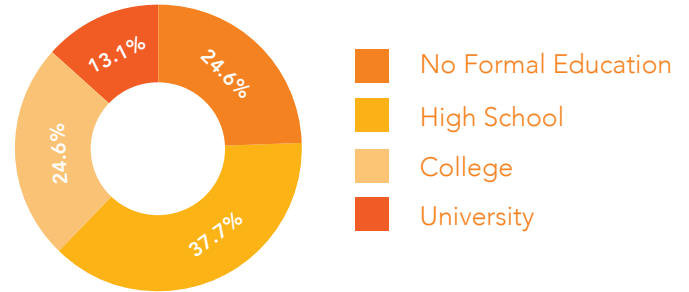
3 **\$44,200**

**Driver - Flatbed Truck**  
@ Hunt Trucking Ltd.

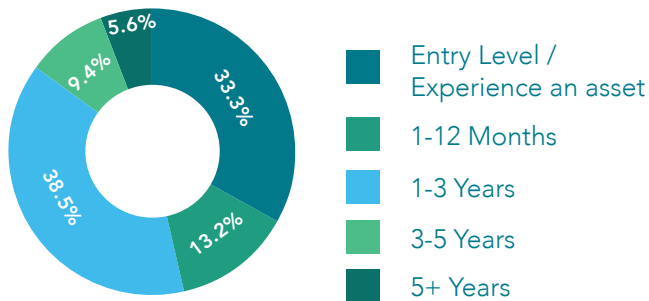
## Educational Level Requested:



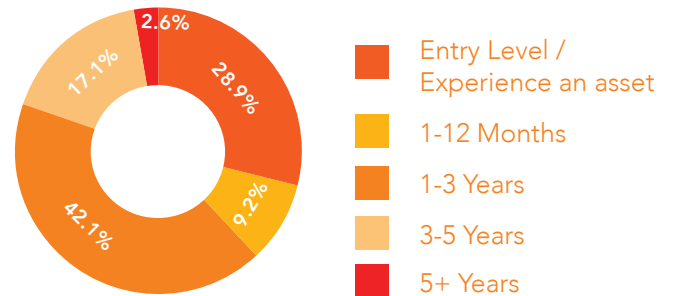
## Educational Level Requested:



## Required Experience Breakdown:



## Required Experience Breakdown:



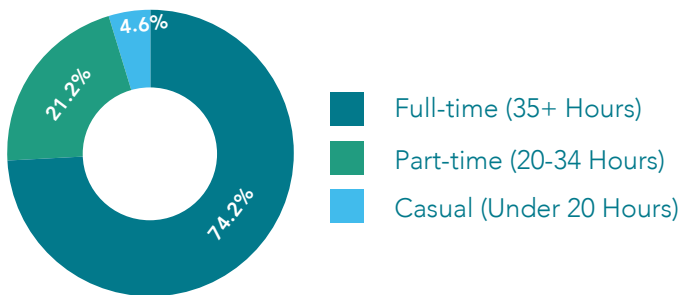
234

Postings listed experience requirements  
(65.5%)

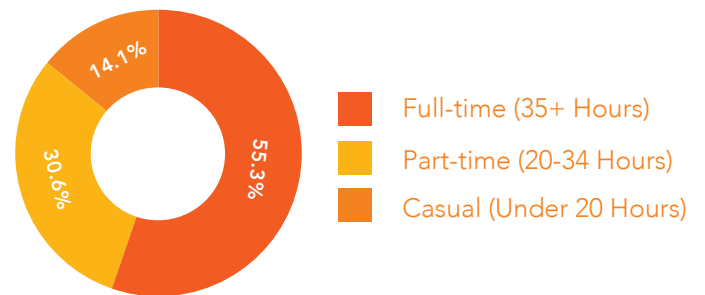
76

Postings listed experience requirements  
(76.8%)

## Full-time / Part-time Breakdown



## Full-time / Part-time Breakdown



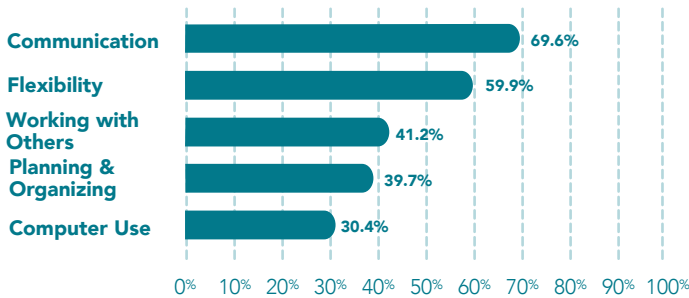
306

Postings listed hours offered (85.7%)

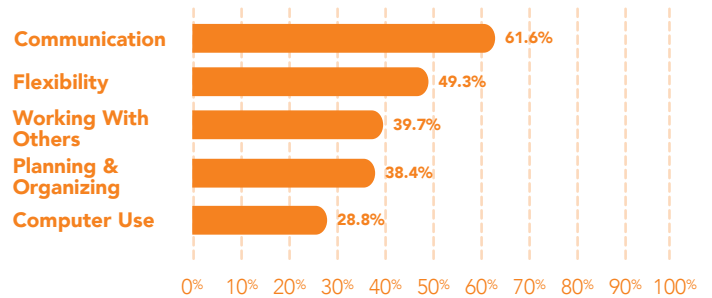
85

Postings listed hours offered (85.9%)

## Top 5 Most Desired Soft Skills



## Top 5 Most Desired Soft Skills



There were 357 job postings recorded within Nipissing District through the month of November. This does represent a large decrease; -19.6%, from the October total of 444 job postings but does remain closer in line; -8.7%, to the current 4-year November average of 391 job postings. These 357 job postings were from 155 unique employers; which is also slightly below; -6.2%, the 4-year November average of 165. Of the 357 job postings 98.6% (352) were recorded from online sources, 10.6% (38) were seeking a bilingual candidate, 24.6% (88) required some form of a drivers license, 6.2% (22) indicated that the candidate must have access to a personal vehicle and 31.7% (113) of the job posting indicated that a criminal record check would be conducted prior to hiring.

195 of the jobs posted in November listed a starting hourly wage and if these the average wage being offered was \$17.67/hour. This is slightly below; -5.3%, the current 12-month average of \$17.67/hour. Of the 195 postings with an hourly wage offered 42.1% (82) of them were at the provincial minimum wage. 30 job postings provided a starting annual salary with the average being \$50,107.40/year. This figure is notably higher; +11.2%, than the current 12-month average of \$45,080.59.

The largest number of job postings; 21.0% (75), were for job openings within the Administrative and Support, Waste Management and Remediation Services (NAICS-56) industry. This industry also saw the largest month-over-month increase; +12.4%, in job posting share when compared to all major industry classifications. In contrast, the largest month-over-month decrease in vacancy share of -5.9% was seen for job postings in the Public Administration (NAICS-91) industry.

### WHAT IS THE LMG MONTHLY JOBS REPORT?

This Jobs Report is a monthly publication produced by The Labour Market Group. Each month we compile a list of jobs that were posted or advertised through a variety of sources in our community. This report provides current, key information about job postings in the Nipissing & Parry Sound districts. Job postings were gathered online from [www.jobbank.gc.ca](http://www.jobbank.gc.ca), [www.indeed.ca](http://www.indeed.ca), and [www.wowjobs.ca](http://www.wowjobs.ca), and the North Bay & District Jobs Facebook page. They were also gathered from our local newspapers including: Almaguin News, Parry Sound North Star, North Bay Nugget, Mattawa Recorder, and West Nipissing Tribune. The job postings in this study are by no means an exhaustive list of every available job during the collection period. It is simply a tally of jobs posted from the sources listed above. For more clarification on the collection process of this Jobs report, please contact [info@thelabourmarketgroup.ca](mailto:info@thelabourmarketgroup.ca). We would be more than happy to review our process with you!

<sup>2</sup> Includes placement agencies, employment service providers and temporary agencies postings which could otherwise fall under other industries but actual employers are unknown at this time.

<sup>3</sup> HGS and Zedd both post very frequently and state they are looking for large numbers of employees. As a result only 1 posting for each was considered

For more information & further details about local jobs, please contact :

The Labour Market Group  
Toll Free: 1-877-223-8909  
[info@thelabourmarketgroup.ca](mailto:info@thelabourmarketgroup.ca)



The Labour Market Group  
Guiding partners to workforce solutions.