

MONTHLY JOBS REPORT

OCTOBER 2018

Nipissing District

There were 444 job postings recorded in Nipissing District from a variety of online and print media sources throughout the month of October. Although this does represent a large decrease; -22.9%, from the September figure of 576 job postings the October 2018 total is notably higher; +8.7% from the current 4-year October average of 409 job postings. 191 unique employers posting jobs during the month; 31 less (-14.0%) than in September.

444 Total Number of Job Postings **↓ 132** from Sep.

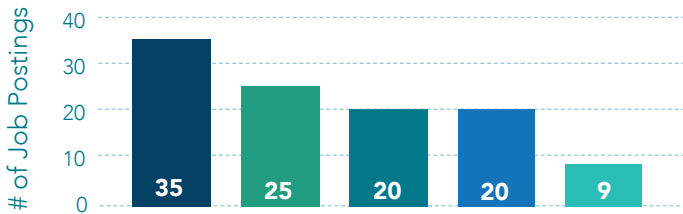
Parry Sound District

There were 99 job postings recorded in the Parry Sound District from a variety of online and print media sources throughout the month of October. Although this does represent a significant decrease; -13.2%, from the September figure of 115 job postings the October 2018 total is virtually in line; +2.6% from the current 4-year October average of 97 job postings. 53 unique employers posting jobs during the month; 2 less (-3.6%) than in September.

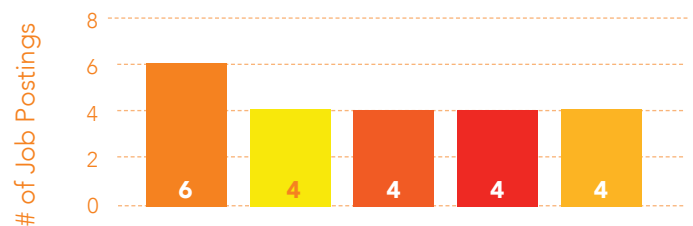
99 Total Number of Job Postings **↓ 15** from Sep.

* North American Industry Classification System (NAICS) is the system utilized by the governments of Canada, United States and Mexico in order to classify companies based on their primary functions/objectives.

Top 5 Employers Posting Jobs



Top 5 Employers Posting Jobs



Top 5 Industries Hiring (NAICS)

1 **18.2%** Health Care & Social Assistance (NAIC 62)
of all job postings

Top 5 Positions

- 12** Registered Nurse
- 11** Registered Practical Nurse
- 10** Personal Support Worker
- 8** Early Childcare Educator / Childcare Worker
- 4** Social Worker / Caseworker

Top 5 Industries Hiring (NAICS)

1 **25.3%** Retail Trade (NAICS 44-45)
of all job postings

Top 5 Positions

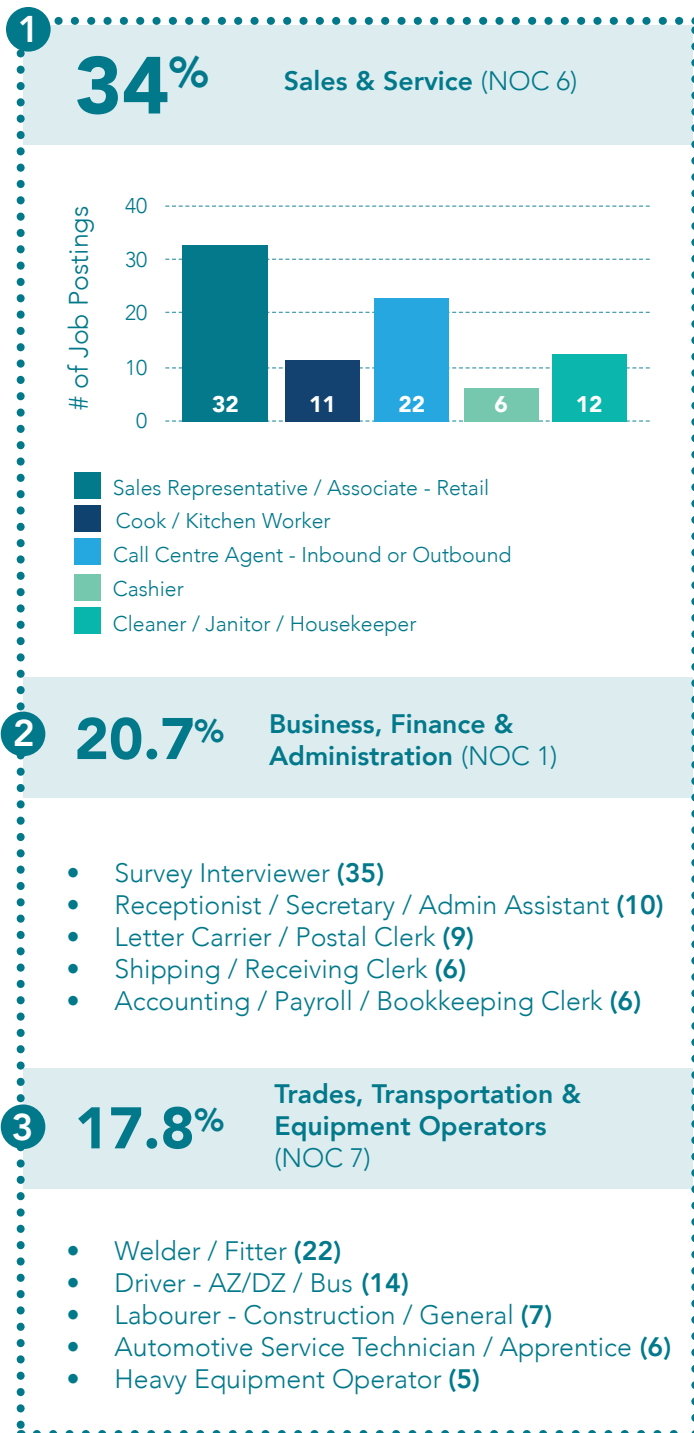
- 6** Retail Sales Associate / Representative / Clerk
- 3** Cashier
- 3** Automotive Service Technician / Advisor
- 2** Merchandising Associate / Receiver
- 2** Driver

- 2 **13.1%** : Retail Trade (NAICS 44-45)
- 3 **10.8%** : Manufacturing (NAICS 31-33)
- 4 **9.7%** : Accommodation & Food Services (NAIC 72)
- 5 **9%** : Public Administration (NAIC 91)

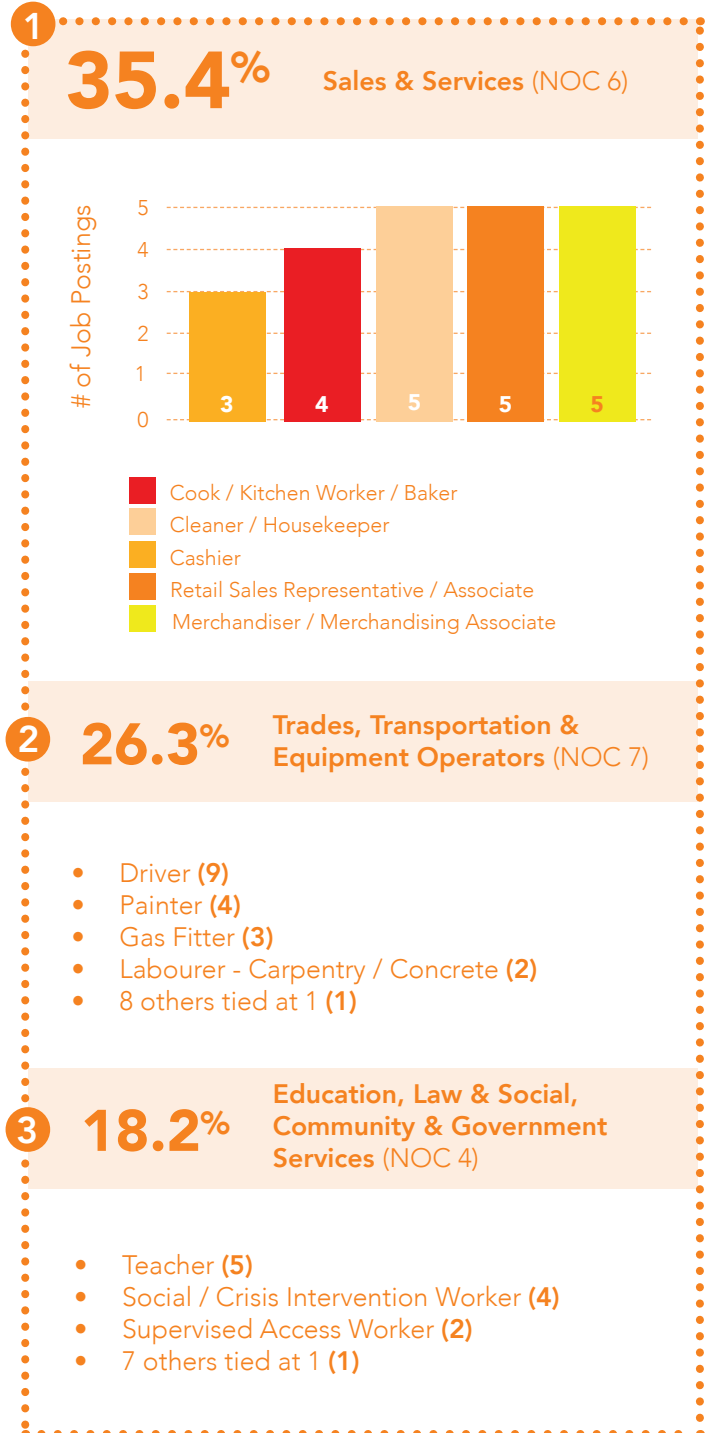
- 2 **17.2%** : Health Care & Social Assistance (NAIC 62)
- 3 **12.1%** : Public Administration (NAIC 91)
- 4 **10.1%** : Accommodation & Food Services (NAIC 72)
- 5 **7.1%** : Arts, Entertainment & Recreation (NAIC 71)

* National Occupation Classification (NOC) is the system utilized by the Government of Canada to organize occupations based on the primary job requirements and skill level.

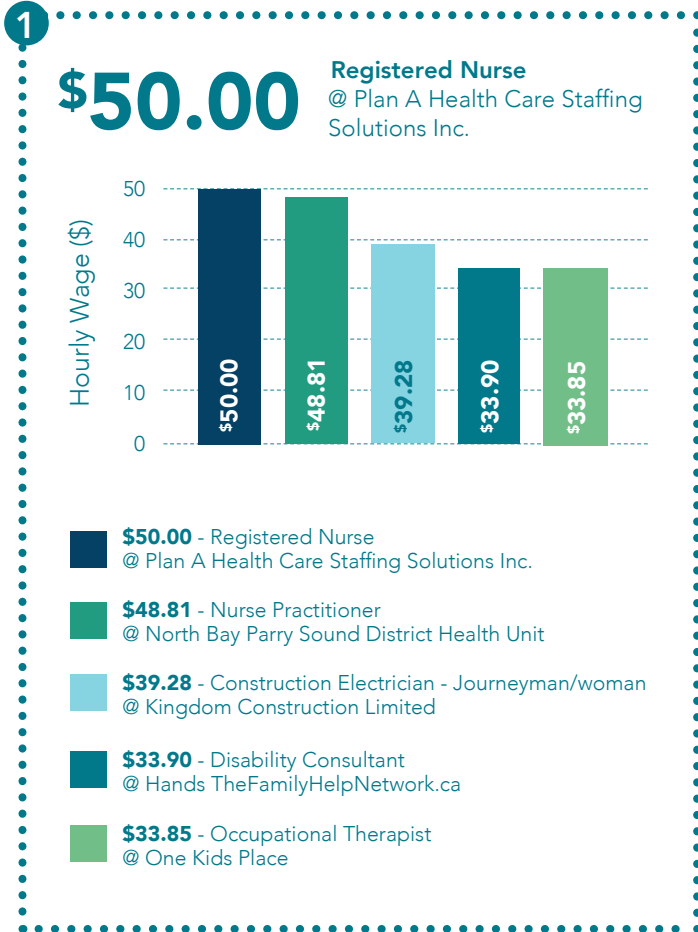
Top 3 Occupational Categories (NOC)



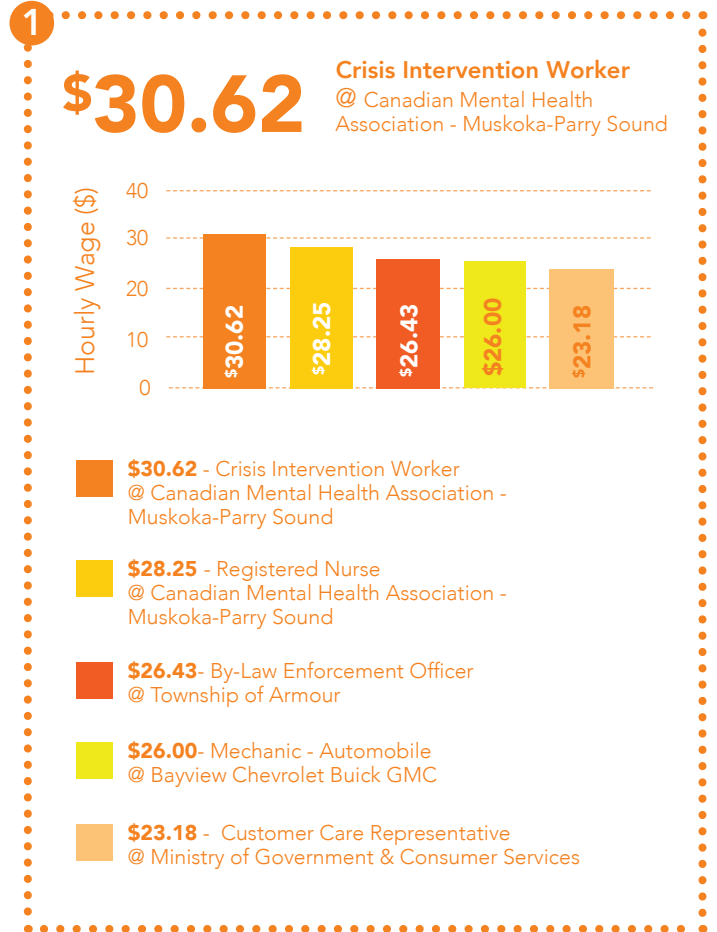
Top 3 Occupational Categories (NOC)



Highest Paying Posted Jobs By Hourly Wage



Highest Paying Posted Jobs By Hourly Wage



Highest Paying Posted Jobs By Annual Salary

1 **\$108,494**

Nurse Practitioner
@ Mattawa Hospital

2 **\$72,462**

Social Worker
@ Mattawa Hospital

3 **\$71,720**

Registered Dietitian
@ Mattawa Hospital

Highest Paying Posted Jobs By Annual Salary

1 **\$75,000**

Superintendent - Public Works
@ Municipality of Magnetawan

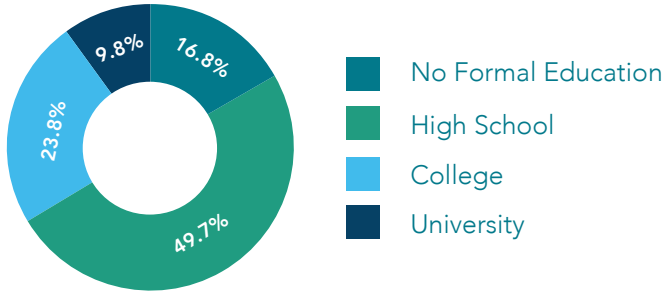
2 **\$62,556**

Senior Response Officer
@ Fisheries and Oceans Canada

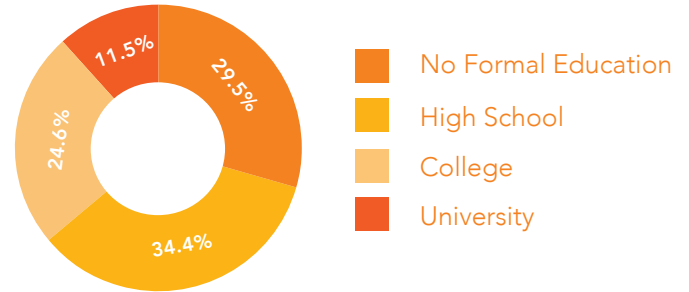
3 **\$60,000**

Traditional Wellness Coordinator
@ Wasauking First Nation - Health Department

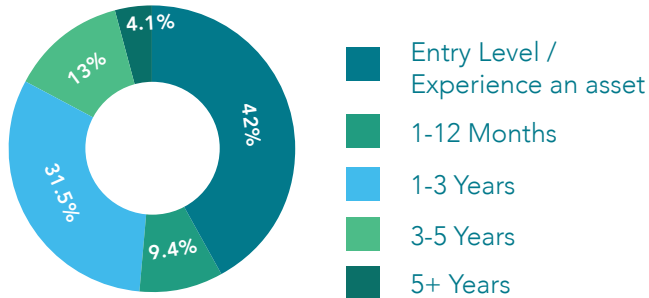
Educational Level Requested:



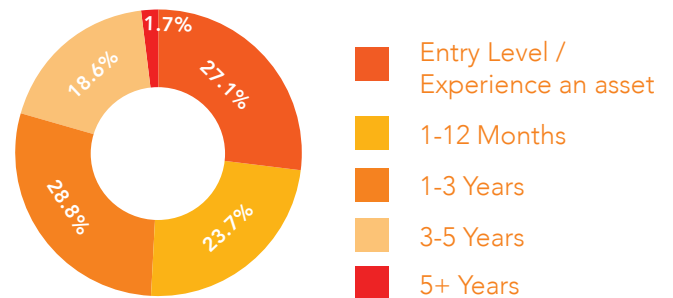
Educational Level Requested:



Required Experience Breakdown:



Required Experience Breakdown:



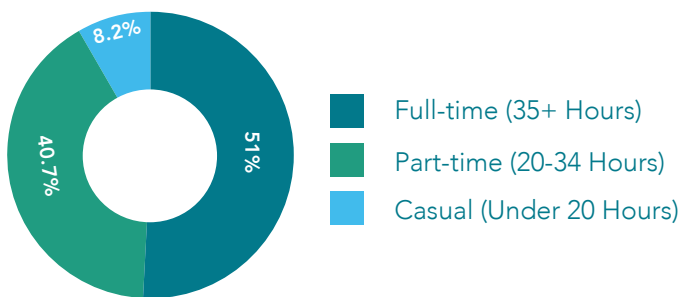
362

Postings listed experience requirements (81.5%)

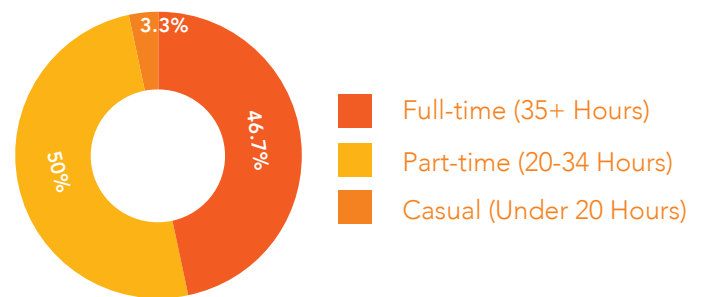
59

Postings listed experience requirements (59.6%)

Full-time / Part-time Breakdown



Full-time / Part-time Breakdown



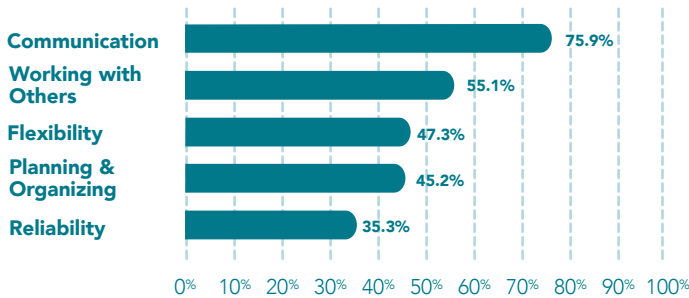
388

Postings listed hours offered (87.4%)

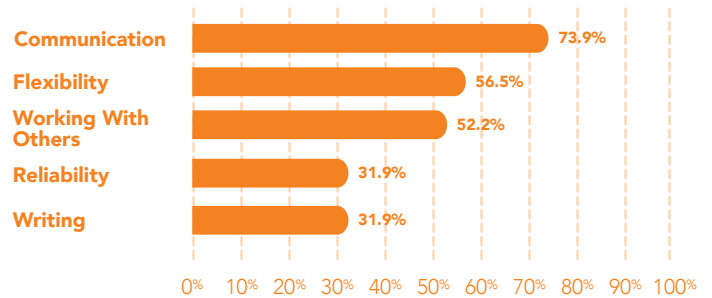
90

Postings listed hours offered (90.9%)

Top 5 Most Desired Soft Skills



Top 5 Most Desired Soft Skills



There were 444 job postings recorded in Nipissing District from a variety of online and print media sources throughout the month of October. Although this does represent a large decrease; -22.9%, from the September figure of 576 job postings the October 2018 total is notably higher; +8.7% from the current 4-year October average of 409 job postings. 191 unique employers posting jobs during the month; 31 less (-14.0%) than in September. Of the 444 job postings in October 436 (98.2%) were recorded from online sources, 51 (11.5%) are seeking a bilingual individual, 103 (23.2%) requested some form of a driver's license, 27 (6.1%) required that candidates have the use of a vehicle for the job and 123 (27.7%) indicated that a criminal record check would be required as a term of employment.

There were 99 job postings recorded in the Parry Sound District from a variety of online and print media sources throughout the month of October. Although this does represent a significant decrease; -13.2%, from the September figure of 115 job postings the October 2018 total is virtually in line; +2.6% from the current 4-year October average of 97 job postings. 53 unique employers posting jobs during the month; 2 less (-3.6%) than in September. Of the 99 job postings in October 91 (91.9%) were recorded from online sources, 0 (0.0%) are seeking a bilingual individual, 34 (34.3%) requested some form of a driver's license, 8 (8.1%) required that candidates have the use of a vehicle for the job and 24 (24.2%) indicated that a criminal record check would be required as a term of employment.

The Health Care and Social Assistance (NAICS-62) industry accounted for the largest share (18.2%) of the job postings in October with 81 postings. This is comparable; +1.2%, to September when this industry accounted for 17.0% of the job postings. The Manufacturing (NAICS-31-33) and Public Administration (NAICS-91) industries saw the greatest month-over-month increase in job posting share with changes of +7.0% and +6.9% respectively compared to September. The Administrative and Support, Waste Management and Remediation Services (NAICS-56) saw a large decrease; -16.3%, in month-over-month job posting share but still accounted for 8.6% of the job postings this month.

The Retail Trade (NAICS-44-45) industry accounted for the largest share (25.3%) of the job postings in October with 25 postings. This is notably higher; +7.7%, to September when this industry accounted for 17.5% of the job postings. The Health Care and Social Assistance (NAICS-62) saw a large decrease; -12.7%, in month-over-month job posting share but still accounted for 17.2% of the job postings this month.

Sales and Service (NOC-6) based occupations made up more than one-third; 34.0%, of the job postings in October. This figure; however, is a significant month-over-month decrease; -9.7%, in the overall job posting share with the September value sitting at 43.8%. The largest month-over-month increase with regards to share of job postings was for Business, Finance and Administration (NOC-1) based occupations; increasing from 8.2% of the September share to 20.7% of the October share.

Sales and Service (NOC-6) based occupations made up more than one-third; 35.4%, of the job postings in October. This figure is a notable month-over-month increase; +5.6%, in the overall job posting share with the September value sitting at 29.8%. The largest month-over-month decrease with regards to share of job postings was for Education, Law and Social, Community and Government Services (NOC-4) based occupations; decreasing from 21.9% of the September share to 18.2% of the October share.

WHAT IS THE LMG MONTHLY JOBS REPORT?

This Jobs Report is a monthly publication produced by The Labour Market Group. Each month we compile a list of jobs that were posted or advertised through a variety of sources in our community. This report provides current, key information about job postings in the Nipissing & Parry Sound districts. Job postings were gathered online from www.jobbank.gc.ca, www.indeed.ca, and www.wowjobs.ca, and the North Bay & District Jobs Facebook page. They were also gathered from our local newspapers including: Almaguin News, Parry Sound North Star, North Bay Nugget, Mattawa Recorder, and West Nipissing Tribune. The job postings in this study are by no means an exhaustive list of every available job during the collection period. It is simply a tally of jobs posted from the sources listed above. For more clarification on the collection process of this Jobs report, please contact info@thelabourmarketgroup.ca. We would be more than happy to review our process with you!

² Includes placement agencies, employment service providers and temporary agencies postings which could otherwise fall under other industries but actual employers are unknown at this time.

³ HGS and Zedd both post very frequently and state they are looking for large numbers of employees. As a result only 1 posting for each was considered

For more information & further details about local jobs, please contact :

The Labour Market Group
Toll Free: 1-877-223-8909
info@thelabourmarketgroup.ca



The Labour Market Group
Guiding partners to workforce solutions.