

MONTHLY JOBS REPORT

SEPTEMBER 2018

Nipissing District

576 job postings were recorded from various online and print media sources within Nipissing district in the month of September. This does represent a considerable drop; -8.6%, from August when 630 job postings were recorded, but this figure is significantly higher; +19.7%, than the current 4-year September average of 481. 222 unique employers posted jobs in September; down 25 (-10.1%) from the August total of 247 unique employers.

576 Total Number of Job Postings **↓54** from Aug.

Parry Sound District

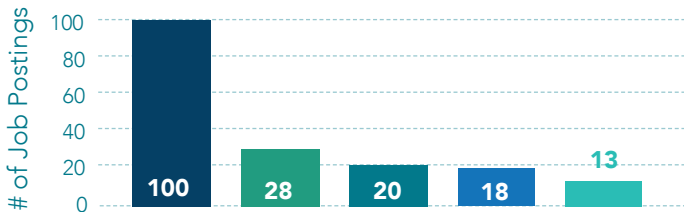
There were 114 job postings recorded in the month of September within the Parry Sound District. This figure does represent a large decrease; -26.9%, from July when 156 job postings were recorded. The September figure is comparable; +5.8%, to the current 4-year August average of 108 job postings. 55 unique employers posted jobs within the month; a significant decrease of -17.9% from the August total of 67 unique employers.

114 Total Number of Job Postings **↓42** from Aug.

* North American Industry Classification System (NAICS) is the system utilized by the governments of Canada, United States and Mexico in order to classify companies based on their primary functions/objectives.

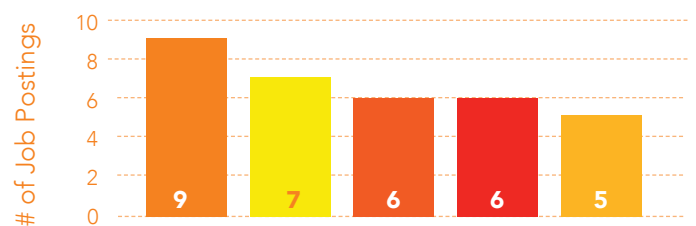
Top 5 Employers Posting Jobs

- Zedd Customer Solutions
- Plan A Health Care Staffing Solutions Inc.
- Kelly Services
- Jay Carter Roofing and Sheet Metal
- Hands The Family Help Network



Top 5 Employers Posting Jobs

- LSI Transport Inc.
- Walmart Canada
- CarePartners
- Youthdale Treatment Centres
- YMCA of Simcoe/Muskoka



Top 5 Industries Hiring (NAICS)

1 **24.8%** of all job postings
Administrative & Support, Waste Management and Remediation Services (NAIC 56)

Top 5 Positions

- 121** Call Centre Agent (Inbound/Outbound)
- 8** Security Guard
- 5** Travel Reservation Agent (Corporate)
- 5** Cleaner / Custodian
- 4** Other

Top 5 Industries Hiring (NAICS)

1 **29.8%** of all job postings
Health Care & Social Assistance (NAIC 62)

Top 5 Positions

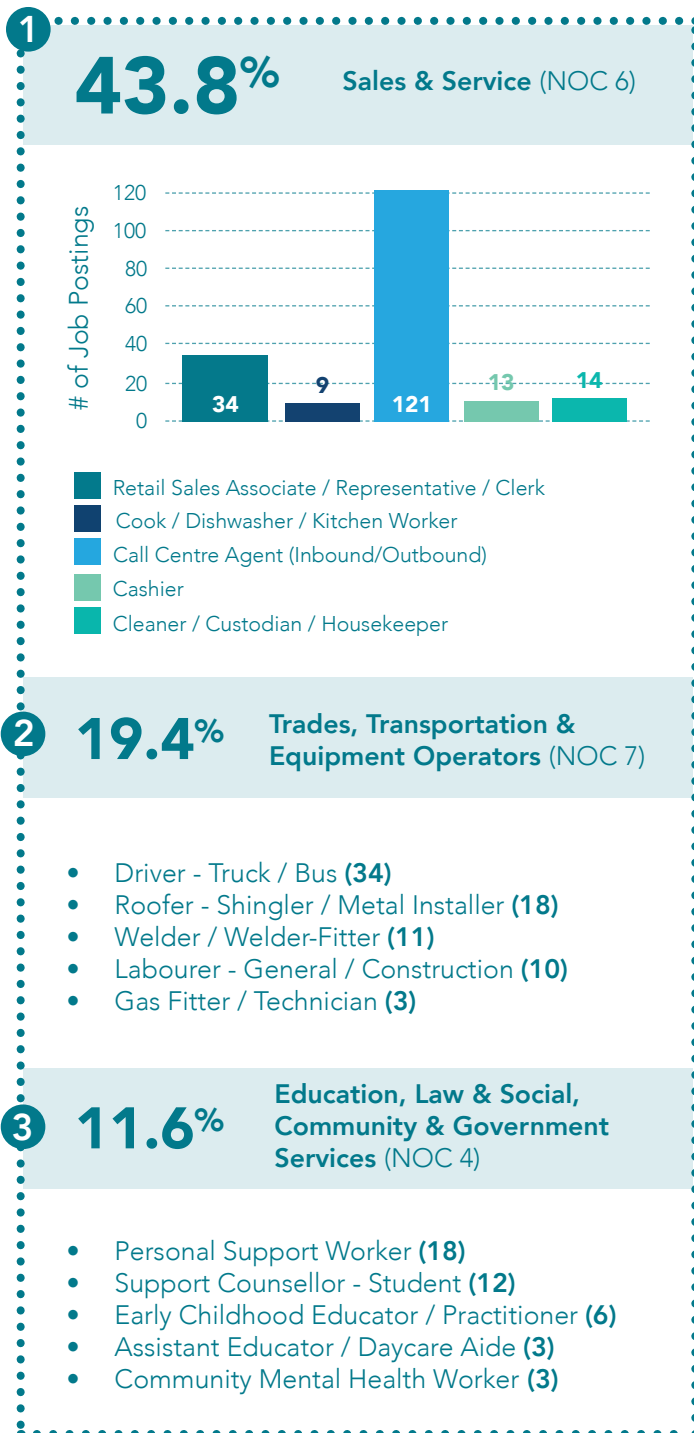
- 10** Home / Personal Support Worker
- 5** Youth Worker
- 2** Housekeeper
- 2** Registered Nurse / Practical Nurse
- 1** 15 Others tied at 1

- 2 17% : Health Care & Social Assistance (NAIC 62)
- 3 14.8% : Retail Trade (NAICS 44-45)
- 4 7.3% : Transportation & Warehousing (NAICS 48-49)
- 5 6.4% : Construction (NAIC 23)

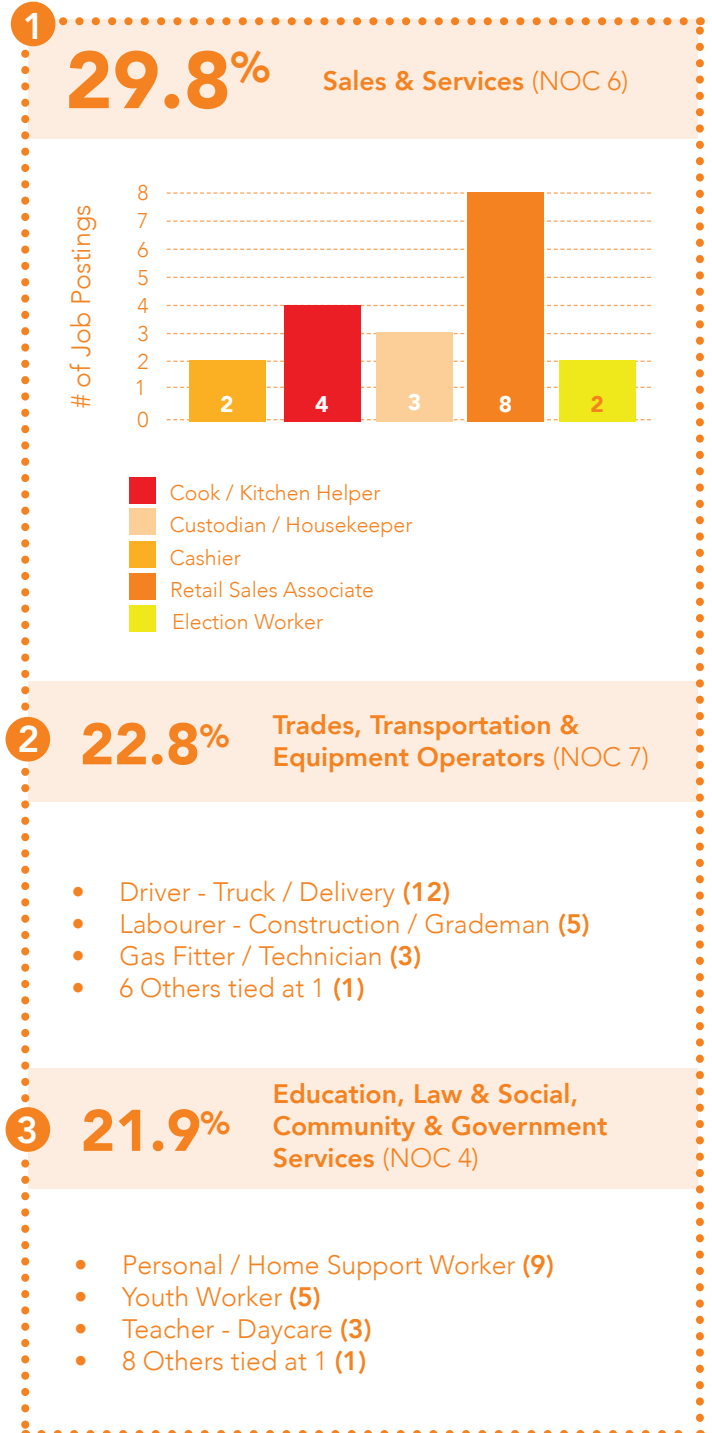
- 2 17.5% : Retail Trade (NAICS 44-45)
- 3 8.8% : Transportation & Warehousing (NAICS 48-49)
- 4 7.9% : Accommodation & Food Services (NAIC 72)
- 5 7% : Public Administration (NAIC 91)

* National Occupation Classification (NOC) is the system utilized by the Government of Canada to organize occupations based on the primary job requirements and skill level.

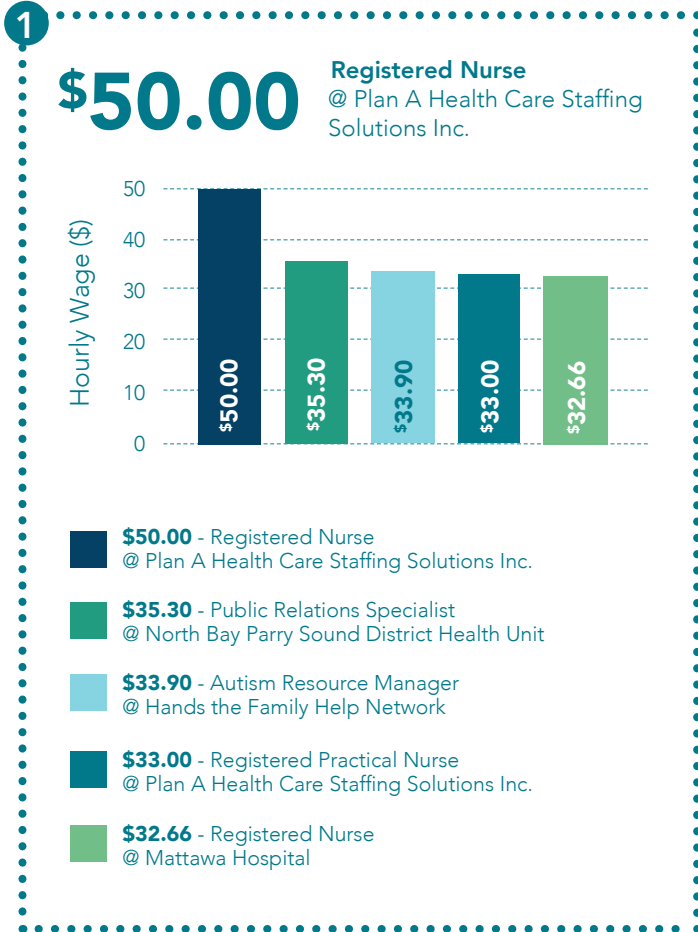
Top 3 Occupational Categories (NOC)



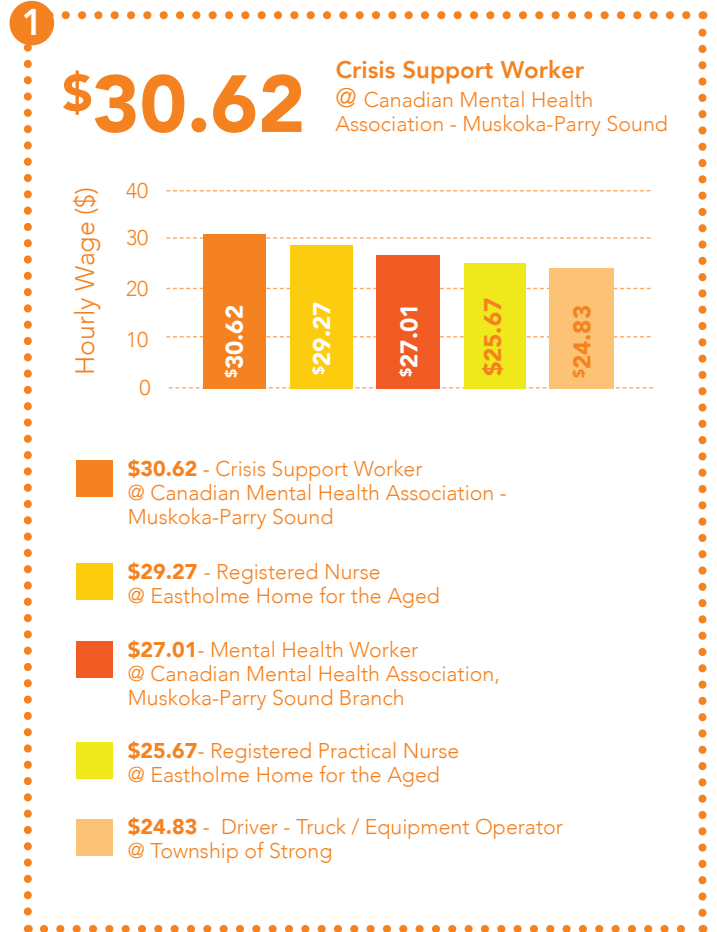
Top 3 Occupational Categories (NOC)



Highest Paying Posted Jobs By Hourly Wage



Highest Paying Posted Jobs By Hourly Wage



Highest Paying Posted Jobs By Annual Salary

1 **\$75,600**
Manager - Integrated Watershed Management
@ North Bay-Mattawa Conservation Authority

2 **\$72,822**
Human Resources Officer
@ Conseil scolaire catholique Franco-Nord

3 **\$65,077**
Case Manager
@ Veterans Affairs Canada

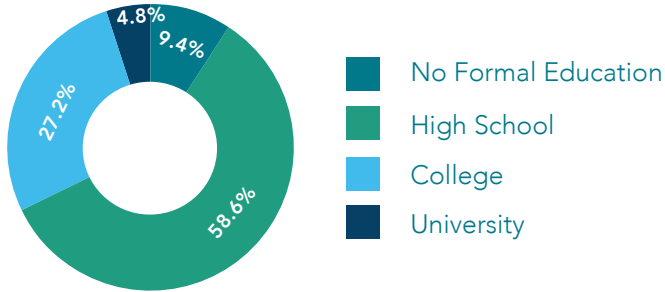
Highest Paying Posted Jobs By Annual Salary

1 **\$74,875**
Psychologist / Psych Associate - Clinical
Child and Adolescent
@ Hands the Family Help Network

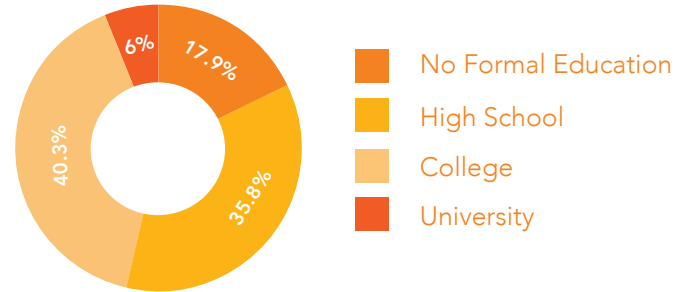
2 **\$46,436**
Investment Specialist
@ Kawartha Credit Union

3 **\$35,000**
Architectural Technician
@ Phoenix Building Components Inc.

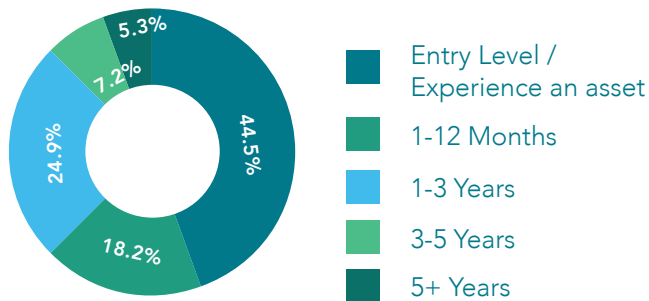
Educational Level Requested:



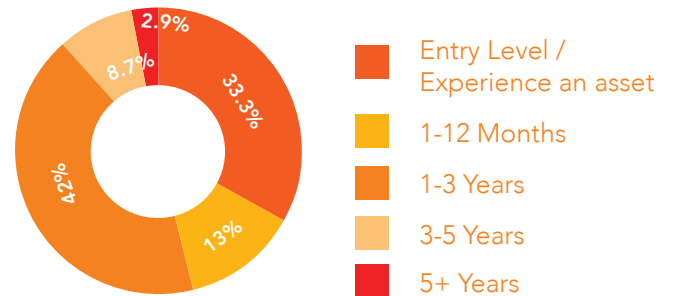
Educational Level Requested:



Required Experience Breakdown:



Required Experience Breakdown:



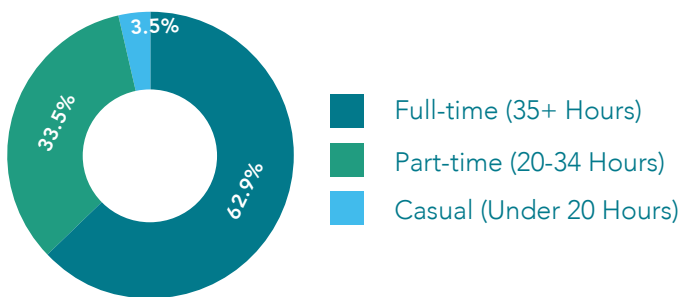
418

Postings listed experience requirements
(72.6%)

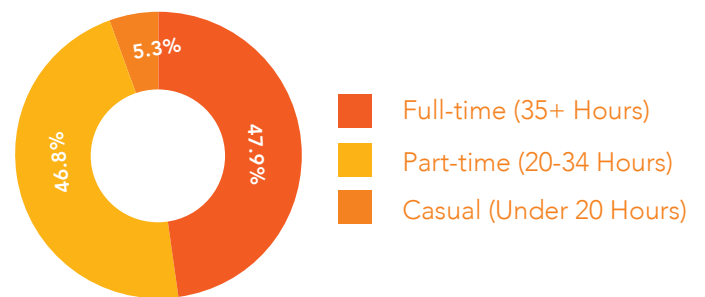
69

Postings listed experience requirements
(60.5%)

Full-time / Part-time Breakdown



Full-time / Part-time Breakdown



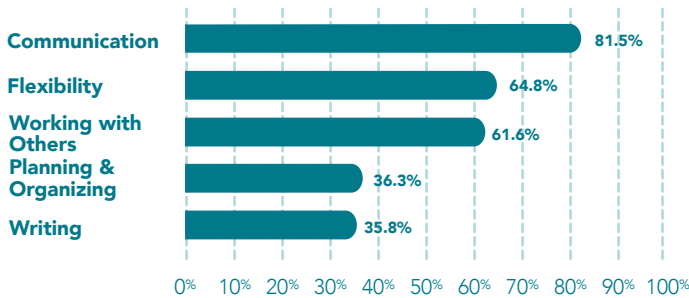
510

Postings listed hours offered (88.5%)

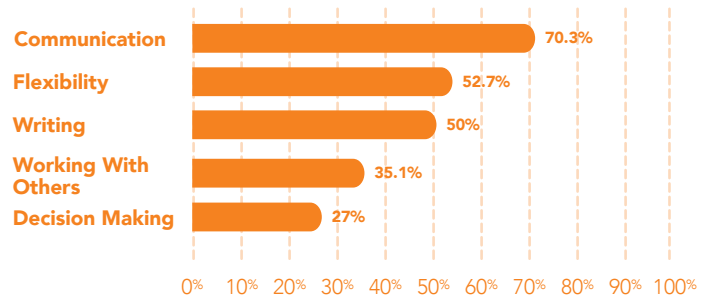
94

Postings listed hours offered (82.5%)

Top 5 Most Desired Soft Skills



Top 5 Most Desired Soft Skills



576 job postings were recorded from various online and print media sources within Nipissing district in the month of September. This does represent a considerable drop; -8.6%, from August when 630 job postings were recorded, but this figure is significantly higher; +19.7%, than the current 4-year September average of 481. 222 unique employers posted jobs in September; down 25 (-10.1%) from the August total of 247 unique employers. Of the 576 job postings recorded; 96.2% (554) were initially discovered through online sources, 7.3% (42) were seeking a bilingual candidate, 20.8% (120) required some form of driver's license, 5.0% (29) indicated that a personal vehicle was required for employment and 44.6% (257) listed a criminal record check as a condition of hire.

291 job postings listed a starting hourly wage with the average being \$18.55/hour. This figure represents a slight increase; +5.8%, from the current 12-month average of \$17.54/hour. Out of these 291 postings 119 or 40.9% were offering the provincial minimum wage of \$14.00/hour. 28 of the job postings in August listed a starting annual salary with an average offering of \$45,119.20/year. This average is in line; +1.4%, with the current 12-month average of \$44,491.72/year.

The Administrative and Support, Waste Management and Remediation Services (NAICS-56) industry had the largest amount of job postings with 24.8% (143) of the monthly total. The largest month-over-month change in job posting representative was a -6.2% decrease within the Manufacturing (NAICS-31-33) industry which represented 10.0% of the postings in August and only 3.8% in September. The remaining major industry classifications saw insignificant changes in their overall representation of job postings.

WHAT IS THE LMG MONTHLY JOBS REPORT?

This Jobs Report is a monthly publication produced by The Labour Market Group. Each month we compile a list of jobs that were posted or advertised through a variety of sources in our community. This report provides current, key information about job postings in the Nipissing & Parry Sound districts. Job postings were gathered online from www.jobbank.gc.ca, www.indeed.ca, and www.wowjobs.ca, and the North Bay & District Jobs Facebook page. They were also gathered from our local newspapers including: Almaguin News, Parry Sound North Star, North Bay Nugget, Mattawa Recorder, and West Nipissing Tribune. The job postings in this study are by no means an exhaustive list of every available job during the collection period. It is simply a tally of jobs posted from the sources listed above. For more clarification on the collection process of this Jobs report, please contact info@thelabourmarketgroup.ca. We would be more than happy to review our process with you!

² Includes placement agencies, employment service providers and temporary agencies postings which could otherwise fall under other industries but actual employers are unknown at this time.

³ HGS and Zedd both post very frequently and state they are looking for large numbers of employees. As a result only 1 posting for each was considered

For more information & further details about local jobs, please contact :

The Labour Market Group
Toll Free: 1-877-223-8909
info@thelabourmarketgroup.ca



The Labour Market Group
Guiding partners to workforce solutions.