



IN THIS EDITION

Census Update 2016

LLMP 2018

Ontario and the Future of Work

JOBS REPORT AUGUST 2018

TOTAL NUMBER OF JOB POSTINGS

Nipissing **630**

Parry Sound **156**

TOP INDUSTRY WITH VACANCIES

Nipissing

Administrative and support
(21.4%)

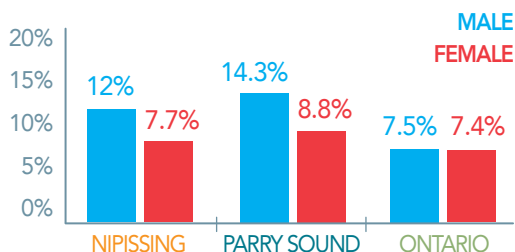
Parry Sound

Health care and social
assistance (29.5%)

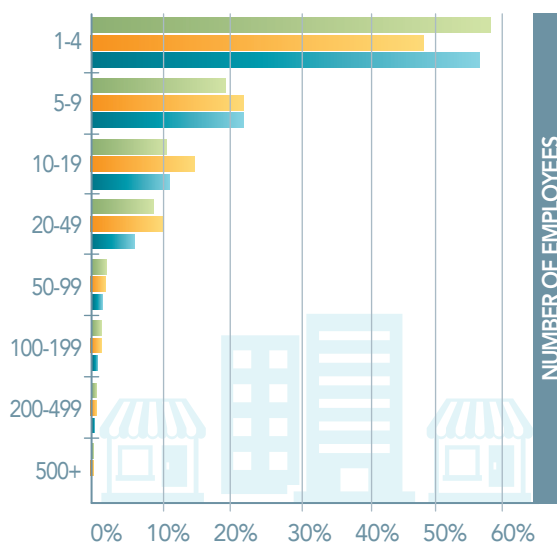
To view the full report, visit our website
www.thelabourmarketgroup.ca

CENSUS UPDATE 2016

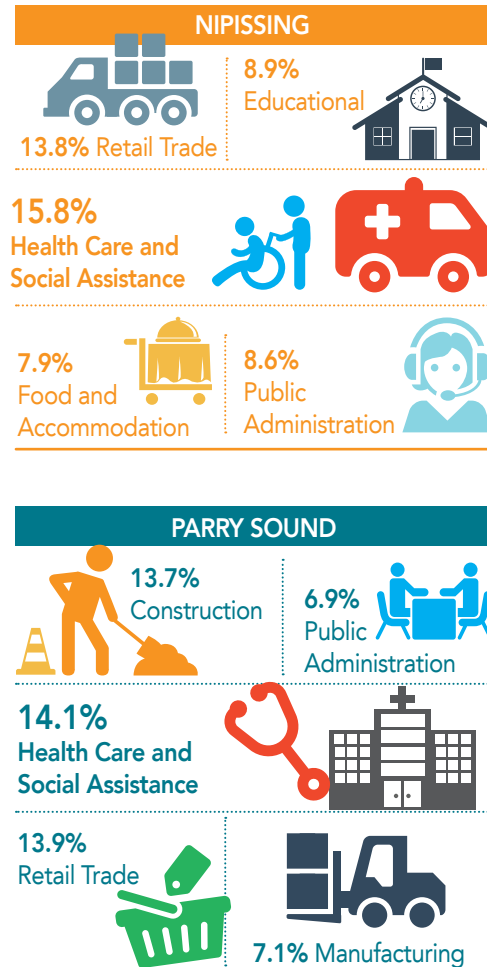
Unemployment rates by gender in Nipissing and Parry Sound Districts compared to Ontario



Share of business by employee size; Nipissing, Parry Sound and Ontario

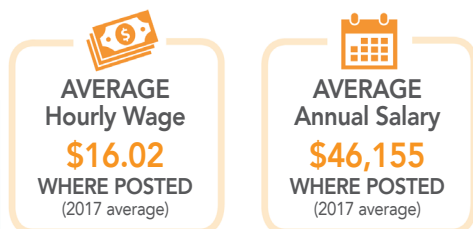


Top 5 industries (NAICS) in Nipissing and Parry Sound Districts by share of individuals employed

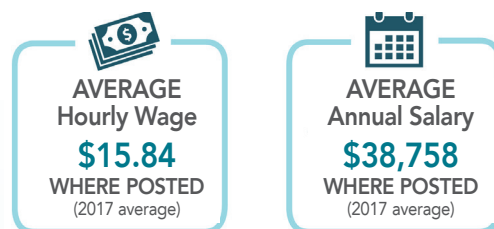


LOCAL LABOUR MARKET PLAN 2018

NIPISSING Job Postings by Compensation



PARRY SOUND Job Postings by Compensation



Job Postings by Experience



T. 705.474.0812
Toll Free 1.877.223.8909
F. 705.474.2069

101 Worthington St. East
Suite 238
North Bay, Ontario

1 College Dr.
Parry Sound, Ontario

The Labour Market Group is funded by



THE 10 MOST SOUGHT AFTER SKILLS PER SECTOR

HUMAN RESOURCES

- Employee Relations
- HRIS
- Labour Relations
- Organizations
- Development
- Training Programs
- PeopleSoft
- Surveys
- Performance Analysis
- Leadership Training
- ADP



2018 Local Labour Market Plan NOW AVAILABLE

Questions or concerns? Feel free to contact us at info@thelabourmarketgroup.ca

T. 705.474.0812
Toll Free 1.877.223.8909
F. 705.474.2069

101 Worthington St. East
Suite 238
North Bay, Ontario

1 College Dr.
Parry Sound, Ontario

The Labour Market Group is funded by



ONTARIO AND THE FUTURE OF WORK

NON-STANDARD AND PRECARIOUS WORK

- **Non-standard** work includes temporary jobs, part-time jobs, sub-contracting and self-employment.
- **Precarious** work includes jobs that pay lower wages, are not unionized and come without benefits. Often non-standard work is precarious.



Non-standard employment in Ontario increased from 23.1% in 1997 to 26.7% in 2017.



About 27% of Ontario workers were engaged in non-standard employment in 2015.



The number of Ontarians with multiple jobs more than doubled between 1976 (2.2%) and 2016 (5.4%).



EDUCATIONAL ATTAINMENT 2016: 25-44 YEAR OLDS

NIPISSING | PARRY SOUND | ONTARIO

No certificate, diploma or degree
NIP=10%, PS=11%, ON=8%

High school certificate or equivalent
NIP=24%, PS=29%, ON=22%

Apprenticeship certificate or equivalent
NIP=7%, PS=10%, ON=5%

College certificate or diploma
NIP=35%, PS=32%, ON=25%

University certificate diploma or degree
NIP=23%, PS=19%, ON=40%



Per cent of work activities with the potential for automation, by industry:



Source: Robots, Revenues & Responses - Ontario and the Future of Work
Johal, Thirgood, Crawford-Urban, Alwani, Dubrovinsky, Mowat Research #167, July 2018

READY. SET. HIRED.

Job Portal for the districts of Nipissing and Parry Sound

There are currently **436** jobs available.
Find yours TODAY! readysethired.ca

