

# MONTHLY JOBS REPORT

AUGUST 2018

## Nipissing District

There were 630 job postings recorded in the month of August within the Nipissing District. This figure does represent a notable increase; +4.7%, from July when 602 job postings were recorded. The August figure is also vastly higher; +21.6%, than the current 4-year August average of 518 job postings. 247 unique employers posted jobs within the month; a slight decrease of -2.0% from the July total of 252 unique employers. Of the 630 job postings recorded; 97.1% (612) were initially discovered through online sources, 12.5% (79) were seeking a bilingual candidate, 26.5% (167) required some form of driver's license, 4.1% (26) indicated that a personal vehicle was require for employment and 35.1% (221) listed a criminal record check as a condition of hire.

**630** Total Number of Job Postings **↑28** from Jul.

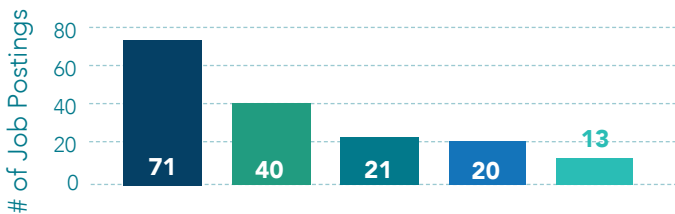
## Parry Sound District

There were 156 job postings recorded in the month of August within the Parry Sound District. This figure does represent a notable decrease; -5.5%, from July when 165 job postings were recorded. The August figure is also vastly higher; +23.6%, than the current 4-year August average of 126 job postings. 67 unique employers posted jobs within the month; a significant decrease of -10.7% from the July total of 75 unique employers. Of the 156 job postings recorded; 92.3% (144) were initially discovered through online sources, 1.3% (2) were seeking a bilingual candidate, 32.7% (51) required some form of driver's license, 12.2% (19) indicated that a personal vehicle was require for employment and 12.8% (20) listed a criminal record check as a condition of hire.

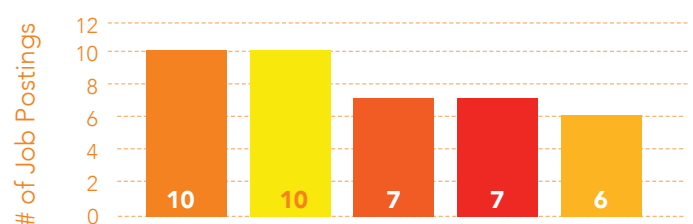
**156** Total Number of Job Postings **↓9** from Jul.

\* North American Industry Classification System (NAICS) is the system utilized by the governments of Canada, Unites States and Mexico in order to classify companies based on their primary functions/objectives.

### Top 5 Employers Posting Jobs



### Top 5 Employers Posting Jobs




### Top 5 Industries Hiring (NAICS)



#### Top 5 Positions

- 110** Call Centre Agent / Representative
- 6** Labourer - General Construction
- 3** Operator - Industrial Cleaning
- 2** Cleaner
- 2** Merchandiser - Grocery

### Top 5 Industries Hiring (NAICS)



#### Top 5 Positions

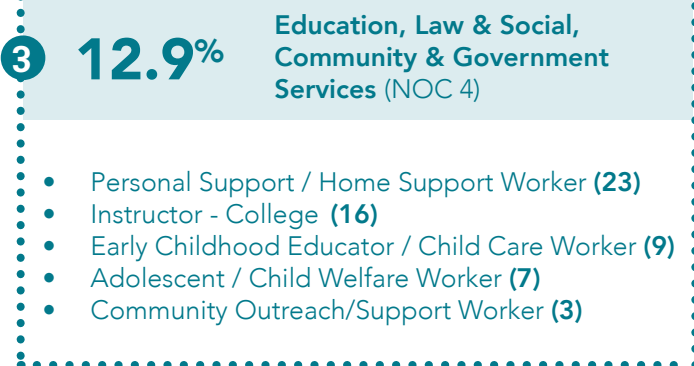
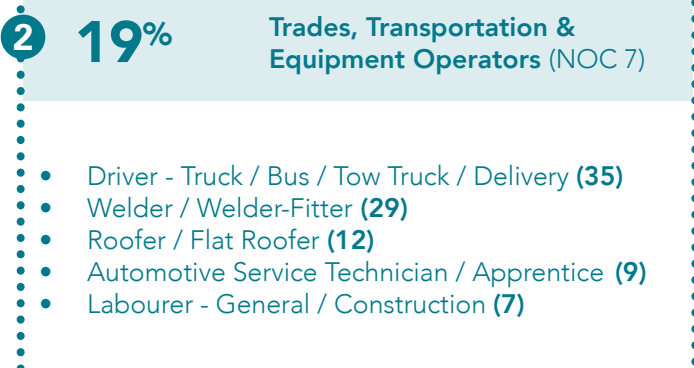
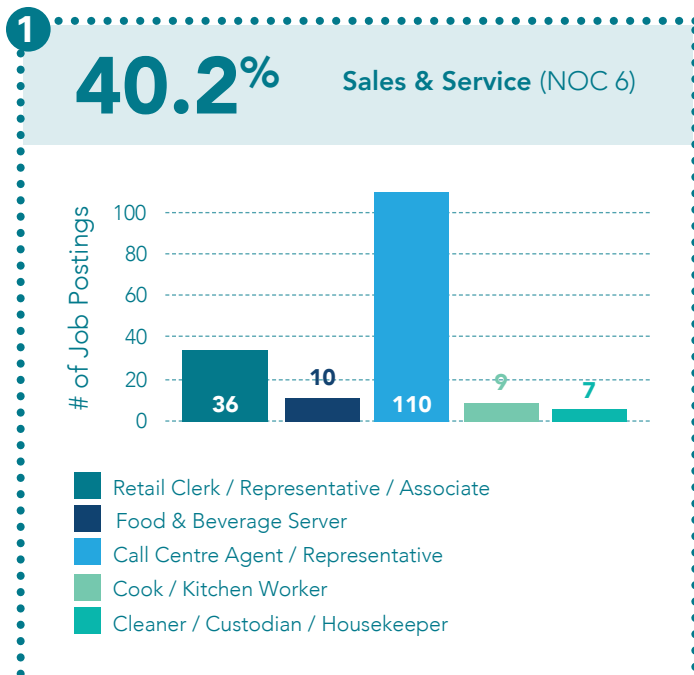
- 10** Residential Counsellor - Group Home
- 5** Counsellor / Social Support Worker
- 4** Personal / Home Support Worker
- 3** Program Assistant
- 2** Resource Centre Counsellor

- 2 17.9% : Health Care & Social Assistance (NAIC 62)
- 3 14% : Retail Trade (NAICS 44-45)
- 4 10% : Manufacturing (NAICS 31-33)
- 5 7% : Accommodation & Food Services (NAIC 72)

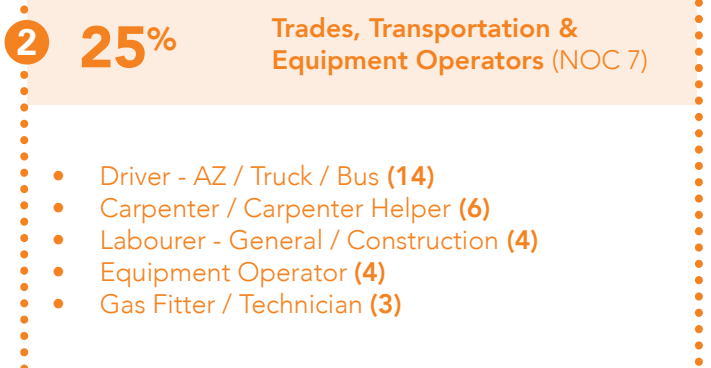
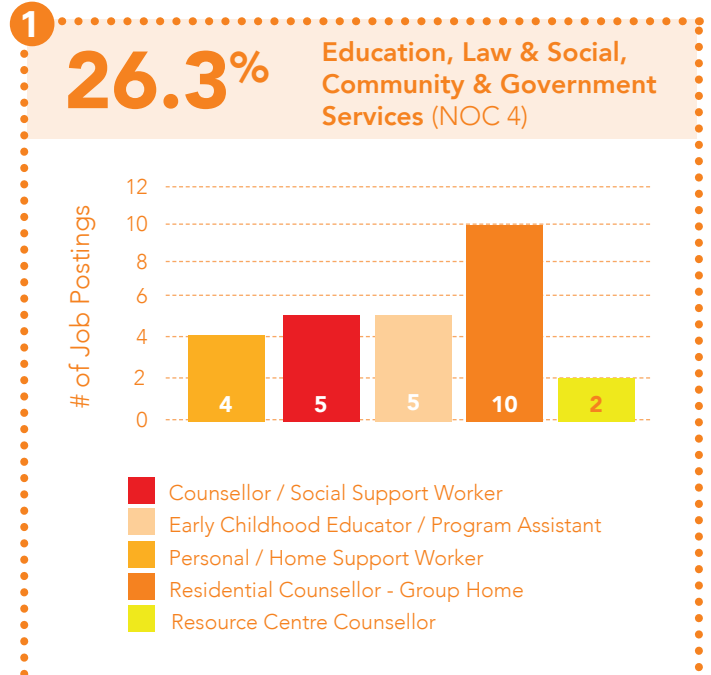
- 2 12.8% : Retail Trade (NAICS 44-45)
- 3 9.6% : Accommodation & Food Services (NAIC 72)
- 4 9% : Transportation & Warehousing (NAICS 48-49)
- 5 9% : Public Administration (NAIC 91)

\* National Occupation Classification (NOC) is the system utilized by the Government of Canada to organize occupations based on the primary job requirements and skill level.

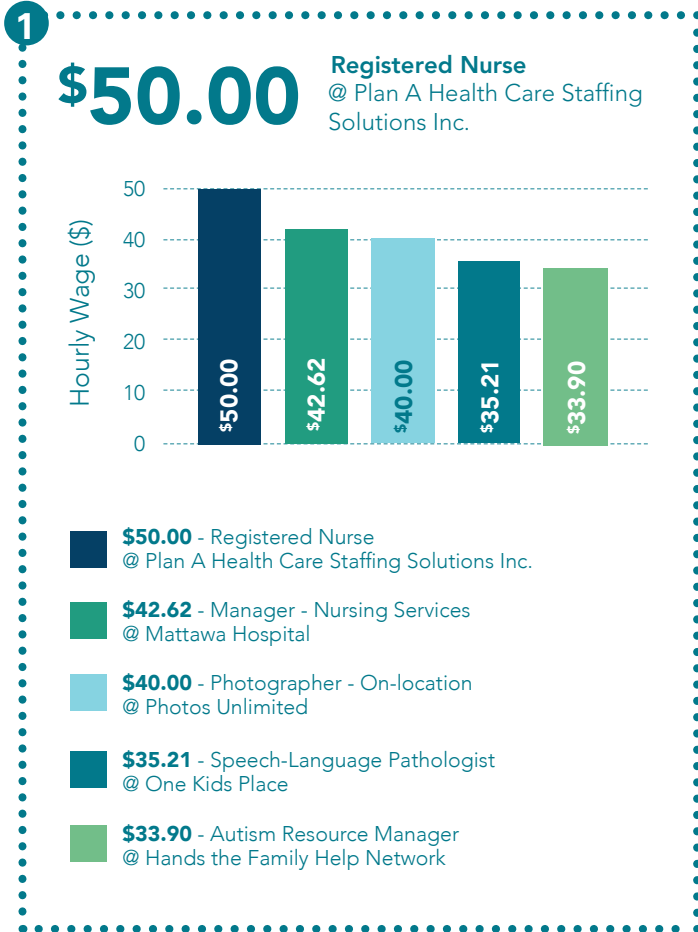
### Top 3 Occupational Categories (NOC)



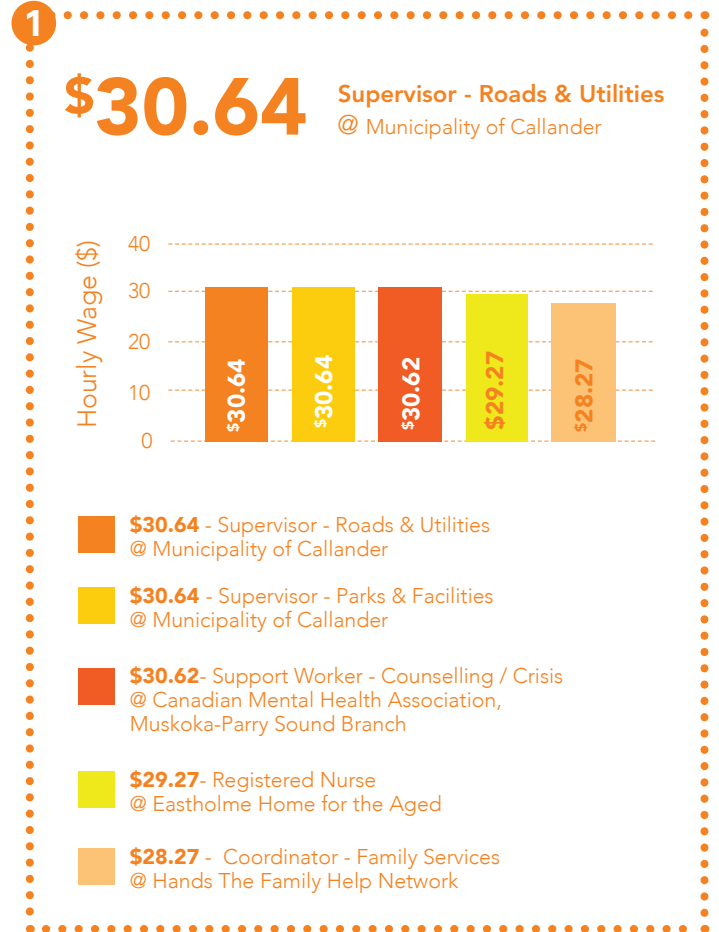
### Top 3 Occupational Categories (NOC)



## Highest Paying Posted Jobs By Hourly Wage



## Highest Paying Posted Jobs By Hourly Wage



## Highest Paying Posted Jobs By Annual Salary

1 **\$69,213**  
Manager - Nursing Registry  
@ Les Soeurs de l'Assomption SV

2 **\$69,000**  
Retirement Home Manager  
@ C.L.A. Personnel

3 **\$60,137**  
Administrator - Education Programs  
@ Nipissing University

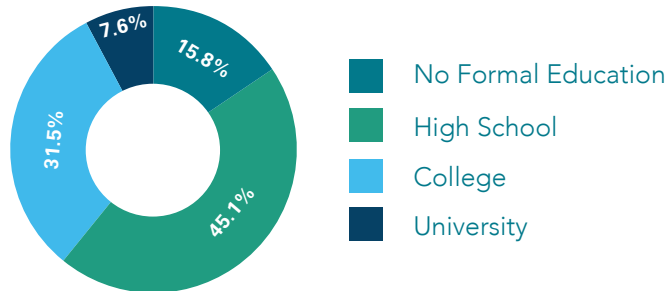
## Highest Paying Posted Jobs By Annual Salary

1 **\$70,000**  
Water Well Driller  
@ Marshall Well Drilling

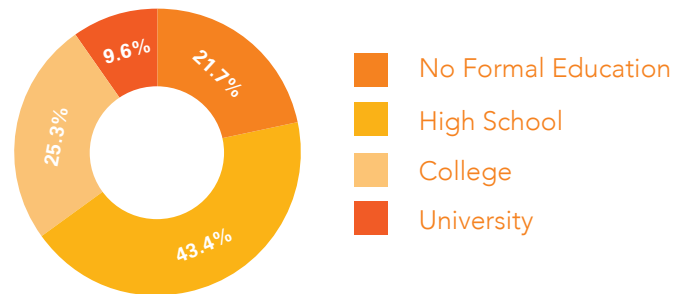
2 **\$59,717**  
Superintendent - Public Works  
@ Township of Strong

3 **\$54,014**  
Child Welfare Worker  
@ The Children's Aid Society of the District of Nipissing and Parry Sound

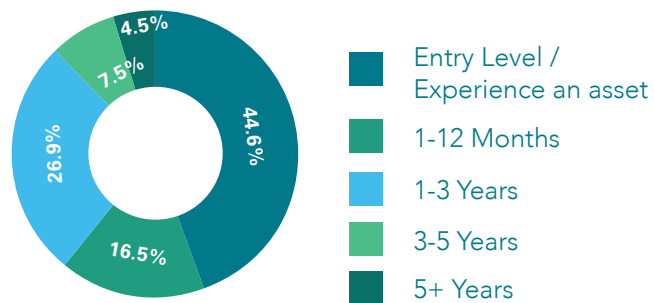
## Educational Level Requested:



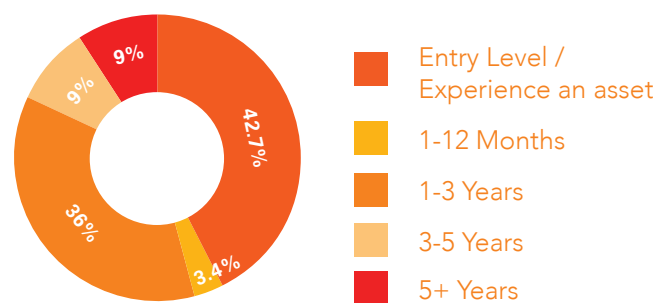
## Educational Level Requested:



## Required Experience Breakdown:



## Required Experience Breakdown:



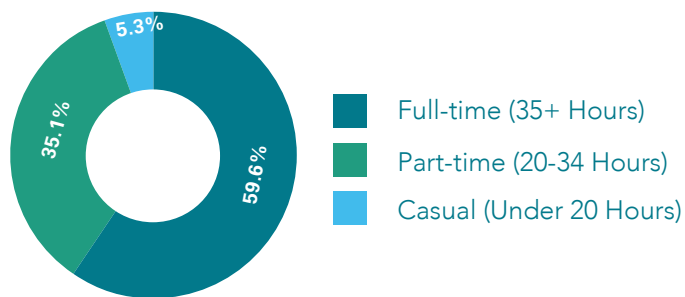
491

Postings listed experience requirements (77.9%)

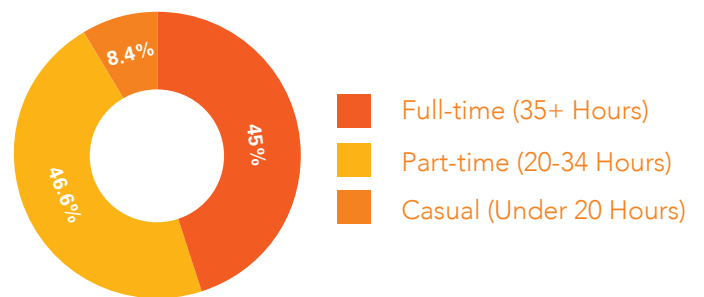
89

Postings listed experience requirements (57.1%)

## Full-time / Part-time Breakdown



## Full-time / Part-time Breakdown



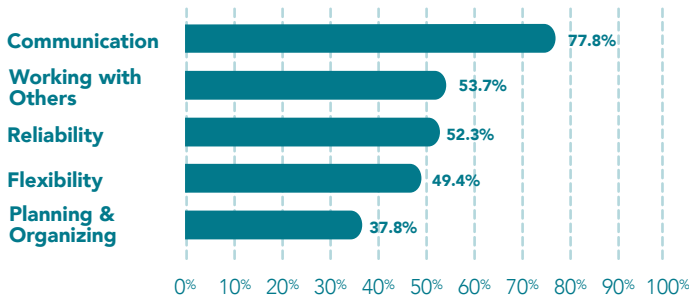
544

Postings listed hours offered (86.3%)

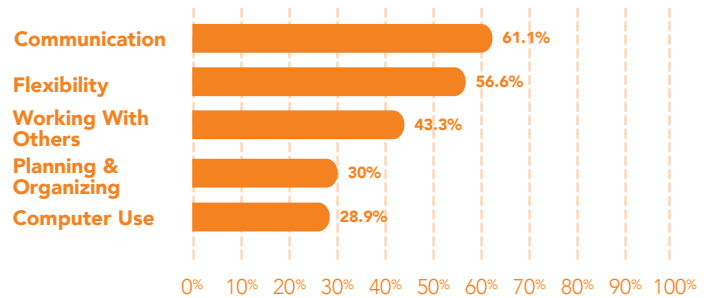
131

Postings listed hours offered (84%)

## Top 5 Most Desired Soft Skills



## Top 5 Most Desired Soft Skills



There were 630 job postings recorded in the month of August within the Nipissing District. This figure does represent a notable increase; +4.7%, from July when 602 job postings were recorded. The August figure is also vastly higher; +21.6%, than the current 4-year August average of 518 job postings. 247 unique employers posted jobs within the month; a slight decrease of -2.0% from the July total of 252 unique employers. Of the 630 job postings recorded; 97.1% (612) were initially discovered through online sources, 12.5% (79) were seeking a bilingual candidate, 26.5% (167) required some form of driver's license, 4.1% (26) indicated that a personal vehicle was require for employment and 35.1% (221) listed a criminal record check as a condition of hire.

385 job postings listed a starting hourly wage with the average being \$18.48/hour. This figure represents a +7.4% jump from the current 12-month average of \$17.21/hour. Out of these 385 postings 114 or 29.8% were offering the provincial minimum wage of \$14.00/hour. 27 of the job postings in August listed a starting annual salary with an average offering of \$40,549.52/year. This average is notable below the current 12-month average of \$44,383.12/year.

The Administrative and Support, Waste Management and Remediation Services (NAICS-56) industry had the largest amount of job postings with 21.4% (135) of the monthly total. This particular major industry classification saw the largest month-over-month increase; +6.0%, in overall share of job postings amongst all the major industry classifications. The largest month-over-month decrease in overall share of job postings of -4.4% was seen in the Transportation and Warehousing (NAICS-48-49) industry; which represents 5.7% (36) of the job postings in August.

### WHAT IS THE LMG MONTHLY JOBS REPORT?

This Jobs Report is a monthly publication produced by The Labour Market Group. Each month we compile a list of jobs that were posted or advertised through a variety of sources in our community. This report provides current, key information about job postings in the Nipissing & Parry Sound districts. Job postings were gathered online from [www.jobbank.gc.ca](http://www.jobbank.gc.ca), [www.indeed.ca](http://www.indeed.ca), and [www.wowjobs.ca](http://www.wowjobs.ca), and the North Bay & District Jobs Facebook page. They were also gathered from our local newspapers including: Almaguin News, Parry Sound North Star, North Bay Nugget, Mattawa Recorder, and West Nipissing Tribune. The job postings in this study are by no means an exhaustive list of every available job during the collection period. It is simply a tally of jobs posted from the sources listed above. For more clarification on the collection process of this Jobs report, please contact [info@thelabourmarketgroup.ca](mailto:info@thelabourmarketgroup.ca). We would be more than happy to review our process with you!

<sup>2</sup> Includes placement agencies, employment service providers and temporary agencies postings which could otherwise fall under other industries but actual employers are unknown at this time.

<sup>3</sup> HGS and Zedd both post very frequently and state they are looking for large numbers of employees. As a result only 1 posting for each was considered

For more information & further details about local jobs, please contact :

The Labour Market Group  
Toll Free: 1-877-223-8909  
[info@thelabourmarketgroup.ca](mailto:info@thelabourmarketgroup.ca)



The Labour Market Group  
Guiding partners to workforce solutions.