

# MONTHLY JOBS REPORT

JULY 2018

## Nipissing District

July 2018 saw 602 recorded job postings within the Nipissing District. This represents a substantial increase; +21.6%, from the previous month's figure of 495. The July 2018 total is also substantially greater; +24.6%, than the current 4-year July average of 483 job postings. A significant portion; 17.0%, of the postings of this month came from only 2 employers; HGS (72) and Statistics Canada (30). If it were not for these 102 combined postings the monthly figure would have been comparable to the previous month; +1.0%, and more in line; +9.3%, with the 4-year July average. 252 unique employers posted jobs in the month of July; which is also a drastic increase from both the previous month; +15.6%, as well as the 4-year July average of 28.2%.

**602** Total Number of Job Postings **↑107** from Jun.

## Parry Sound District

July 2018 saw 165 recorded job postings within the Parry Sound District. This represents a notable increase; +8.6%, from the previous month's figure of 152. The July 2018 total is also substantially greater; +34.7%, than the current 4-year July average of 123 job postings. Of the 165 job postings this month 84.2% (139) were primarily discovered through online sources, 16.4% (27) required some form of a driver's license, 3.6% (6) required access to a personal vehicle, 1.2% (2) were seeking a bilingual candidate and 10.9% (18) indicated that a criminal record check would be a condition of hire.

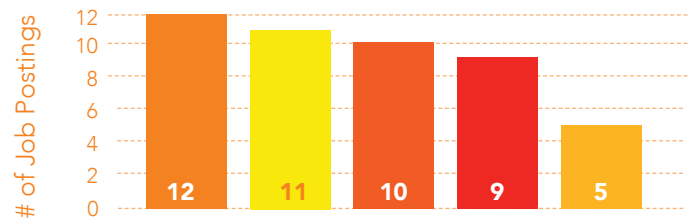
**165** Total Number of Job Postings **↑13** from Jun.

\* North American Industry Classification System (NAICS) is the system utilized by the governments of Canada, United States and Mexico in order to classify companies based on their primary functions/objectives.

### Top 5 Employers Posting Jobs



### Top 5 Employers Posting Jobs



### Top 5 Industries Hiring (NAICS)



#### Top 5 Positions

- 70** Inbound Customer Service Representative (Call Centre)
- 8** Cleaner
- 2** Labourer - General Construction
- 2** Heavy Equipment Operator
- 2** Personal Support Worker

### Top 5 Industries Hiring (NAICS)



#### Top 5 Positions

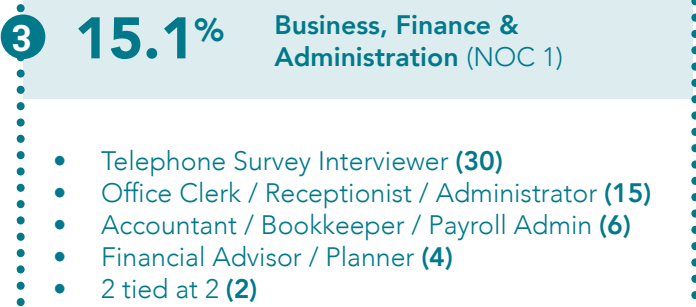
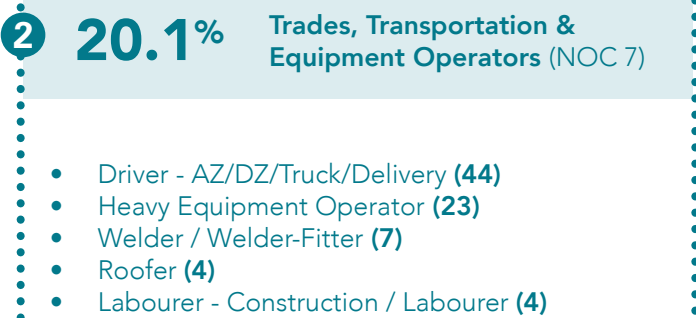
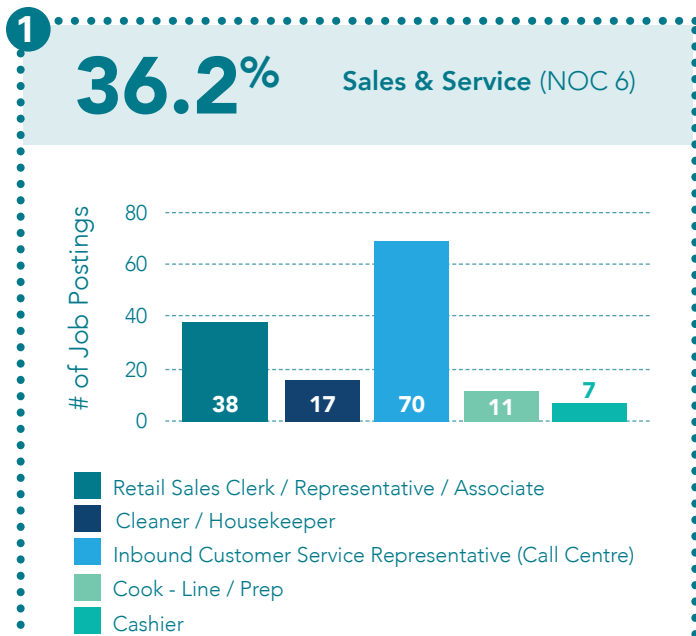
- 11** Retail Sales Associate
- 5** Merchandiser / Stocker
- 4** Retail Supervisor
- 3** Cashier
- 2** Order Picker

- 2 **15.3%** : Retail Trade (NAICS 44-45)
- 3 **12.8%** : Health Care & Social Assistance (NAIC 62)
- 4 **10.1%** : Transportation & Warehousing (NAICS 48-49)
- 5 **9%** : Accommodation & Food Services (NAIC 72)

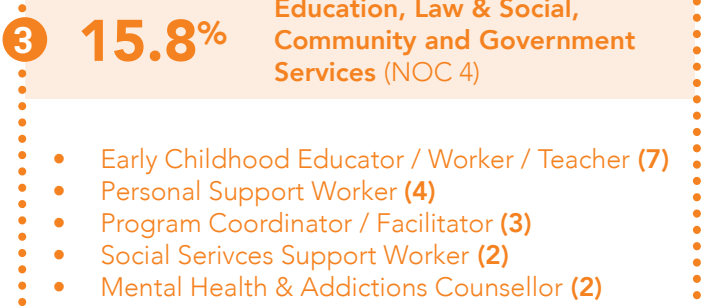
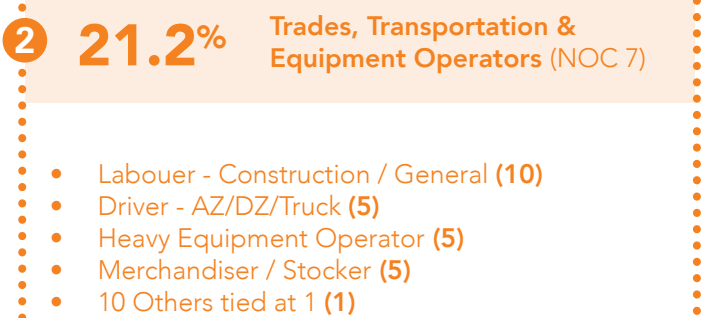
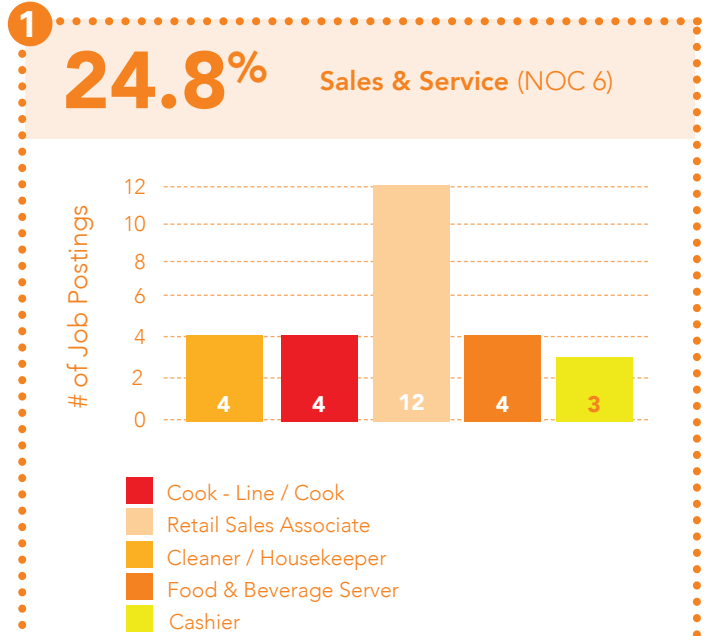
- 2 **18.2%** : Health Care & Social Assistance (NAIC 62)
- 3 **12.1%** : Manufacturing (NAICS 31-33)
- 4 **11.5%** : Public Administration (NAIC 91)
- 5 **10.9%** : Construction (NAIC 23)

\* National Occupation Classification (NOC) is the system utilized by the Government of Canada to organize occupations based on the primary job requirements and skill level.

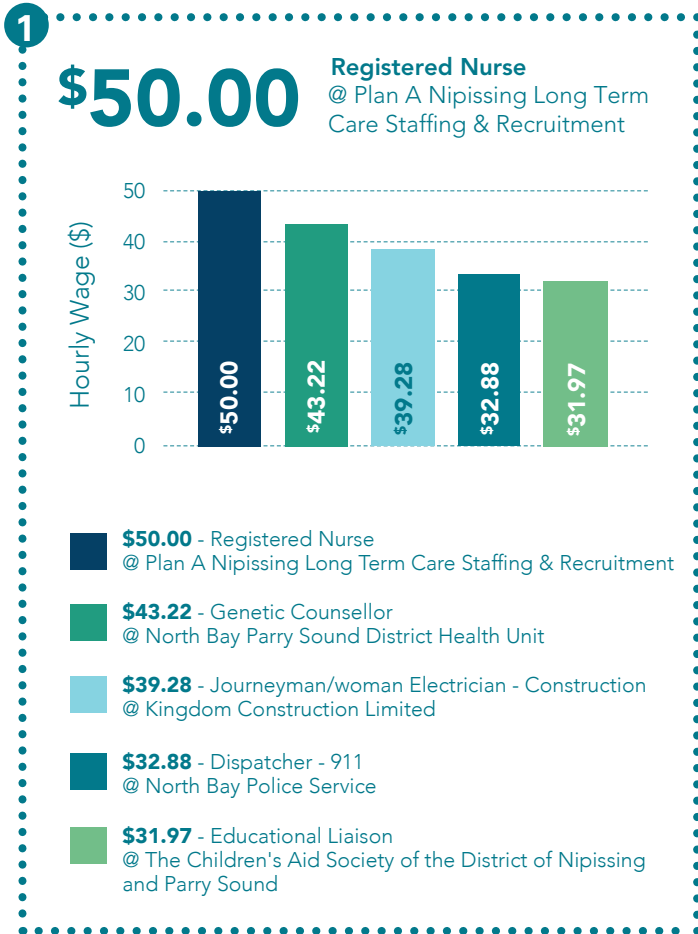
### Top 3 Occupational Categories (NOC)



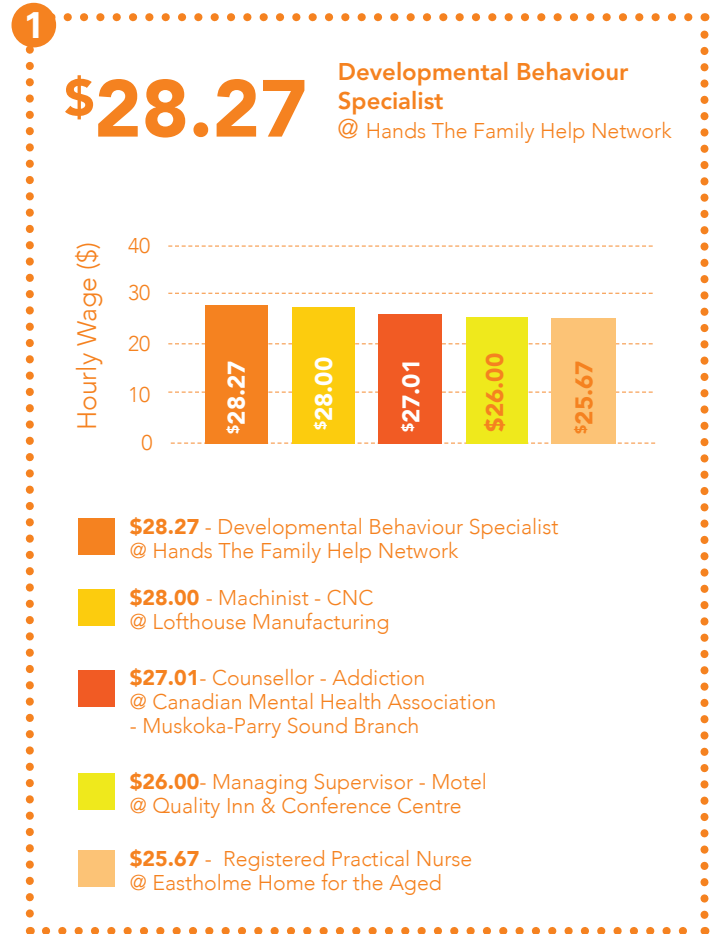
### Top 3 Occupational Categories (NOC)



## Highest Paying Posted Jobs By Hourly Wage



## Highest Paying Posted Jobs By Hourly Wage



## Highest Paying Posted Jobs By Annual Salary

1 **\$85,000**

**Business Consultant**  
@ Stroma Service Consulting Inc.

2 **\$84,867**

**Manager - Clinical Services**  
@ Cassellholme Home for the Aged

3 **\$77,176**

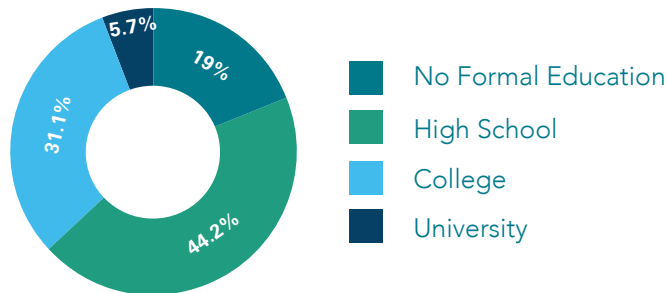
**Manager - Diagnostic & Therapeutic Services**  
@ West Nipissing General Hospital

## Highest Paying Posted Jobs By Annual Salary

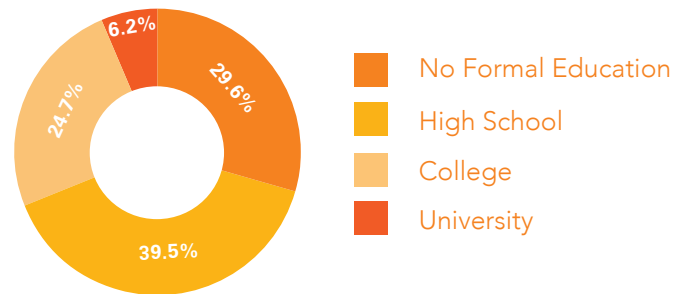
1 **\$70,000**

**Water Well Driller**  
@ Marshall Well Drilling

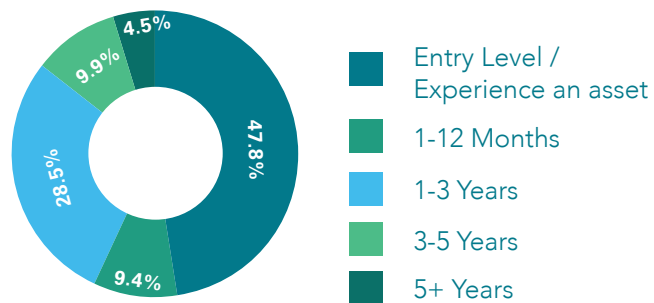
## Educational Level Requested:



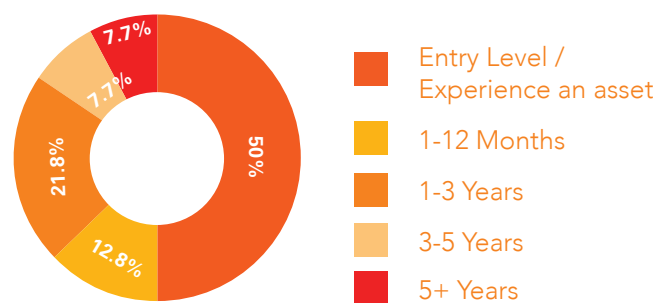
## Educational Level Requested:



## Required Experience Breakdown:



## Required Experience Breakdown:



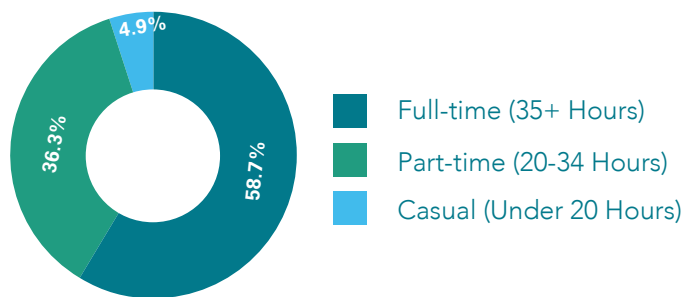
467

Postings listed experience requirements (77.6%)

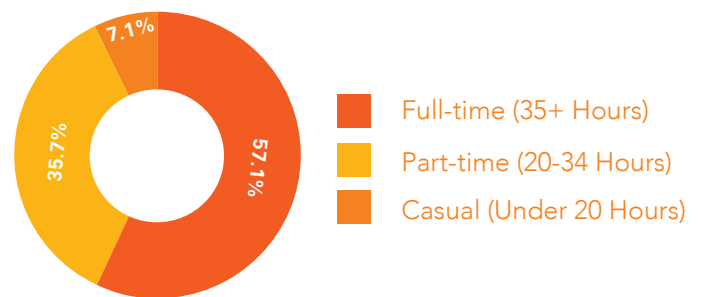
78

Postings listed experience requirements (47.3%)

## Full-time / Part-time Breakdown



## Full-time / Part-time Breakdown



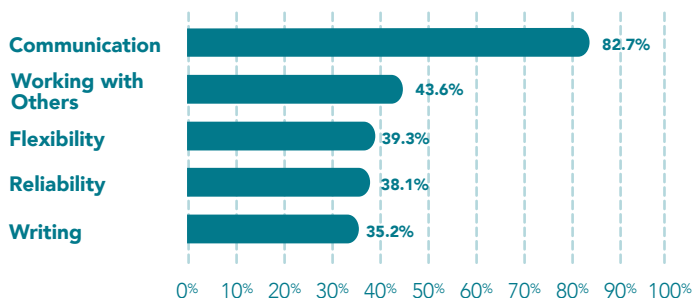
526

Postings listed hours offered (87.4%)

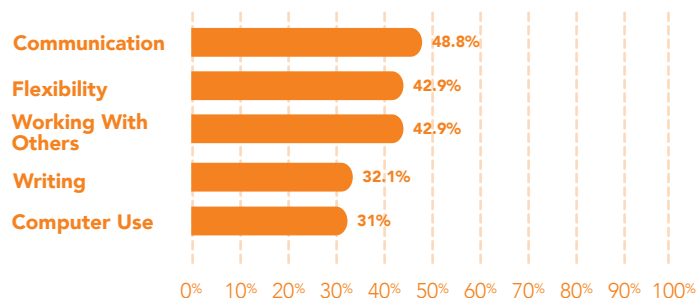
126

Postings listed hours offered (76.4%)

## Top 5 Most Desired Soft Skills



## Top 5 Most Desired Soft Skills



July 2018 saw 602 recorded job postings within the Nipissing District. This represents a substantial increase; +21.6%, from the previous month's figure of 495. The July 2018 total is also substantially greater; +24.6%, than the current 4-year July average of 483 job postings. A significant portion; 17.0%, of the postings of this month came from only 2 employers; HGS (72) and Statistics Canada (30). If it were not for these 102 combined postings the monthly figure would have been comparable to the previous month; +1.0%, and more in line; +9.3%, with the 4-year July average. 252 unique employers posted jobs in the month of July; which is also a drastic increase from both the previous month; +15.6%, as well as the 4-year July average of 28.2%.

Of the 602 job postings this month 98.2% (591) were primarily discovered through online sources, 30.1% (181) required some form of a driver's license, 5.6% (34) required access to a personal vehicle, 13.5% (81) were seeking a bilingual candidate and 35.5% (214) indicated that a criminal record check would be a condition of hire.

335 of the job postings recorded listed a starting hourly wage and of these the average wage was \$17.07/hour. The July average was nearly identical to both the June average of \$17.04/hour (+0.2%) and the current 12-month average of \$17.02/hour (+0.3%). Of the 335 job postings with a starting hourly wage posted 75 were offering the provincial minimum wage; representing 22.4% of the postings where wages were provided. 32 job postings in July provided a starting annual salary and of those the average was \$45,001.44/year. This figure remains in-line; +1.4%, with the current 12-month average of \$44,360.49/year.

July 2018 saw 165 recorded job postings within the Parry Sound District. This represents a notable increase; +8.6%, from the previous month's figure of 152. The July 2018 total is also substantially greater; +34.7%, than the current 4-year July average of 123 job postings.

Of the 165 job postings this month 84.2% (139) were primarily discovered through online sources, 16.4% (27) required some form of a driver's license, 3.6% (6) required access to a personal vehicle, 1.2% (2) were seeking a bilingual candidate and 10.9% (18) indicated that a criminal record check would be a condition of hire.

72 of the job postings recorded listed a starting hourly wage and of these the average wage was \$17.83/hour. The July average was slightly higher; +2.4%, than the June average of \$17.41/hour and notably greater; +5.3%, than the current 12-month average of \$16.94/hour. Of the 72 job postings with a starting hourly wage posted 12 were offering the provincial minimum wage; representing 16.7% of the postings where wages were provided. There were not enough job postings in the month to allow for statistical significance in regards to providing an average annual salary offered by employers. The current 12-month average is \$44,087.71/year.

### WHAT IS THE LMG MONTHLY JOBS REPORT?

This Jobs Report is a monthly publication produced by The Labour Market Group. Each month we compile a list of jobs that were posted or advertised through a variety of sources in our community. This report provides current, key information about job postings in the Nipissing & Parry Sound districts. Job postings were gathered online from [www.jobbank.gc.ca](http://www.jobbank.gc.ca), [www.indeed.ca](http://www.indeed.ca), and [www.wowjobs.ca](http://www.wowjobs.ca), and the North Bay & District Jobs Facebook page. They were also gathered from our local newspapers including: Almaguin News, Parry Sound North Star, North Bay Nugget, Mattawa Recorder, and West Nipissing Tribune. The job postings in this study are by no means an exhaustive list of every available job during the collection period. It is simply a tally of jobs posted from the sources listed above. For more clarification on the collection process of this Jobs report, please contact [info@thelabourmarketgroup.ca](mailto:info@thelabourmarketgroup.ca). We would be more than happy to review our process with you!

<sup>2</sup> Includes placement agencies, employment service providers and temporary agencies postings which could otherwise fall under other industries but actual employers are unknown at this time.

<sup>3</sup> HGS and Zedd both post very frequently and state they are looking for large numbers of employees. As a result only 1 posting for each was considered

For more information & further details about local jobs, please contact :

The Labour Market Group  
Toll Free: 1-877-223-8909  
[info@thelabourmarketgroup.ca](mailto:info@thelabourmarketgroup.ca)



The Labour Market Group  
Guiding partners to workforce solutions.