

MONTHLY JOBS REPORT

JUNE 2018

Nipissing District

There were 495 job postings recorded in the month of June for Nipissing District. This is a significant decrease; -10.2%, from May when 551 job postings were recorded. The June figure is however in line: +4.3%, with the current 3-year June average of 475. 218 unique employers advertised jobs in the month of June; a slight decrease of -7.2% from May when 235 unique employers advertised positions. Of the 495 jobs recorded; 98.2% (486) were discovered via online source, 34.3% (170) requested some form of driver's license, 5.1% (25) required access to a personal vehicle, 10.7% (53) were for bilingual candidates and 21.0% (104) indicated that a criminal record check would be a condition of hire.

495 Total Number of Job Postings **↓56** from May

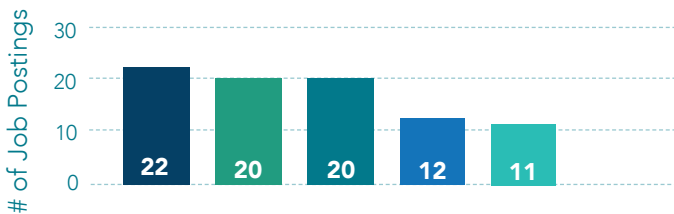
Parry Sound District

There were 152 job postings recorded in the month of June for Parry Sound District. This is a significant decrease; -20.8%, from May when 192 job postings were recorded. The June figure is however significantly higher: +28.5%, than the current 3-year June average of 118. 77 unique employers advertised jobs in the month of June; a slight increase of +13.2% from May when 68 unique employers advertised positions. Of the 152 jobs recorded; 89.5% (135) were discovered via online source, 36.8% (56) requested some form of driver's license, 11.2% (17) required access to a personal vehicle, 0.7% (1) were for bilingual candidates and 8.6% (13) indicated that a criminal record check would be a condition of hire.

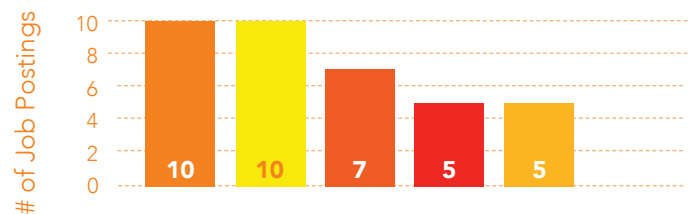
152 Total Number of Job Postings **↓40** from May

* North American Industry Classification System (NAICS) is the system utilized by the governments of Canada, United States and Mexico in order to classify companies based on their primary functions/objectives.

Top 5 Employers Posting Jobs



Top 5 Employers Posting Jobs



Top 5 Industries Hiring (NAICS)



Top 5 Positions

- 25** Retail Sales Representative / Associate
- 11** Assistant Manager / Key Holder
- 10** Manger - Store / Department / Sales
- 6** Food Service Worker / Sandwich Artist
- 4** Cashier

Top 5 Industries Hiring (NAICS)



Top 5 Positions

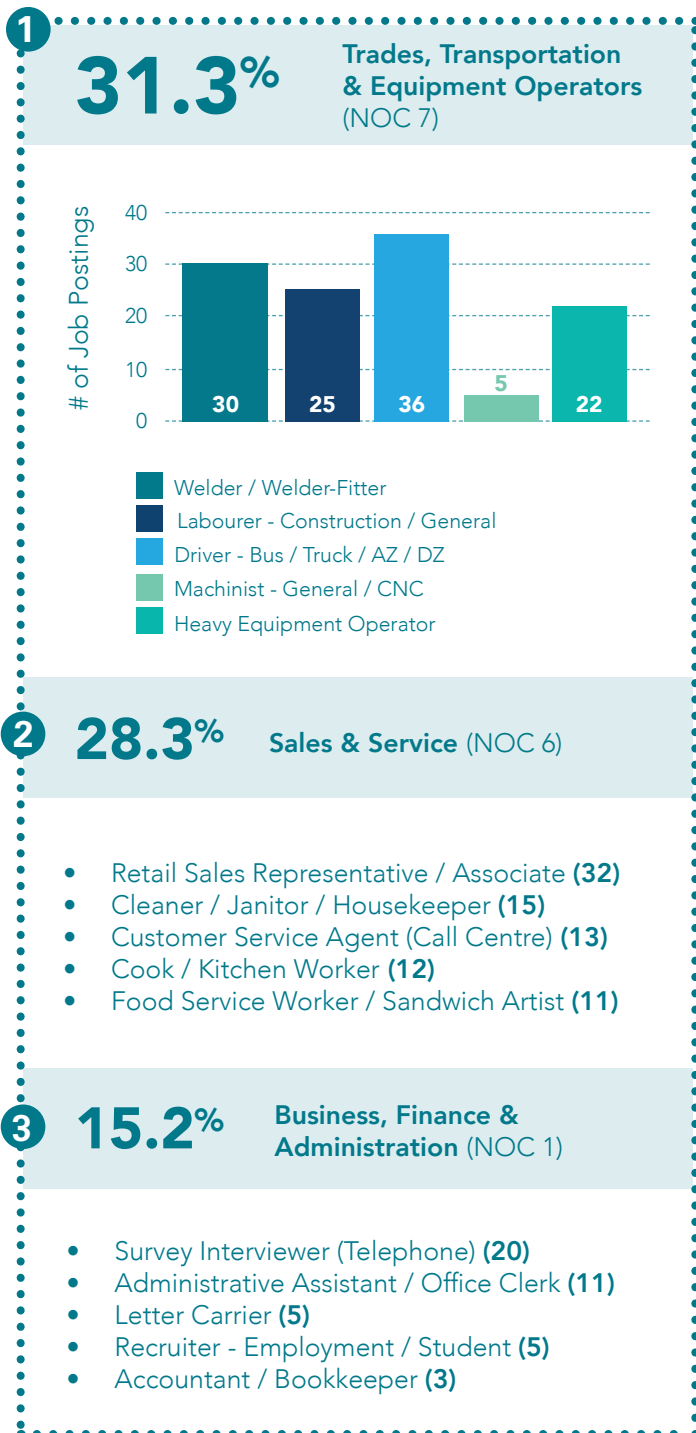
- 10** Residence Counsellor
- 2** Ambulance Communication Officer
- 2** Community Support Worker
- 2** Community Inclusion & Support Facilitator
- 1** 16 Others tied at 1

- 2 12.7% : Health Care & Social Assistance (NAIC 62)
- 3 11.9% : Transportation & Warehousing (NAICS 48-49)
- 4 9.1% : Manufacturing (NAICS 31-33)
- 5 7.3% : Construction (NAIC 23)

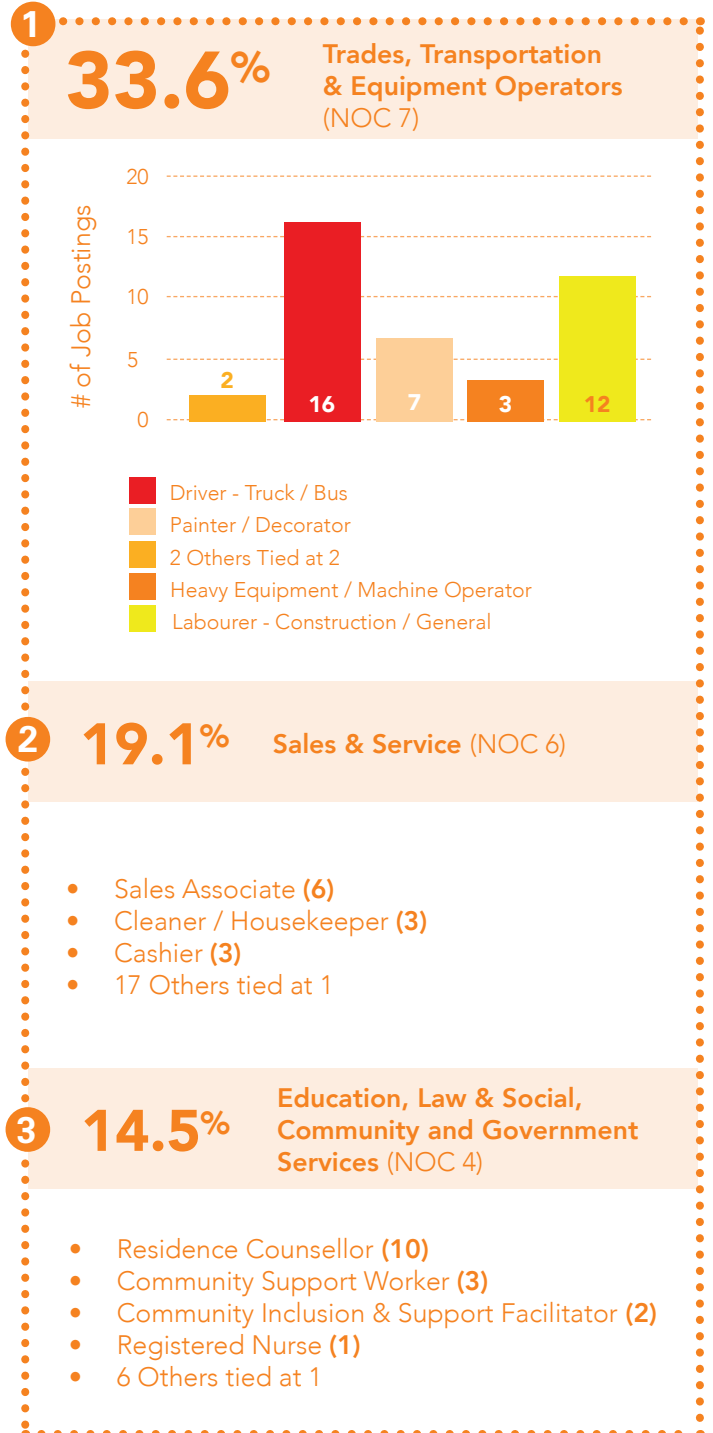
- 2 17.8% : Construction (NAIC 23)
- 3 17.1% : Retail Trade (NAICS 44-45)
- 4 11.2% : Transportation & Warehousing (NAICS 48-49)
- 5 5.9% : Accommodation & Food Services (NAIC 72)

* National Occupation Classification (NOC) is the system utilized by the Government of Canada to organize occupations based on the primary job requirements and skill level.

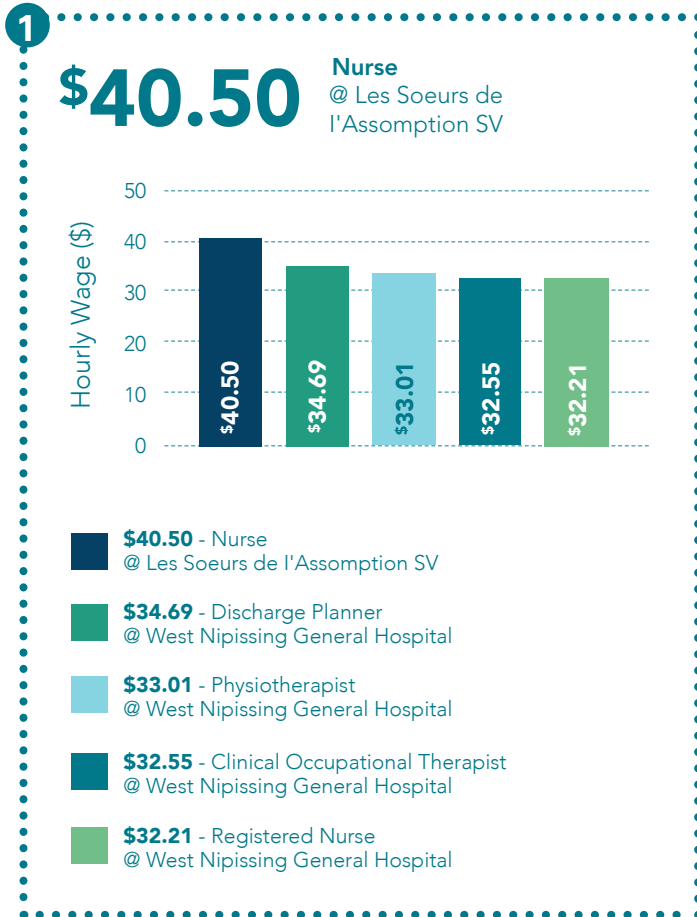
Top 3 Occupational Categories (NOC)



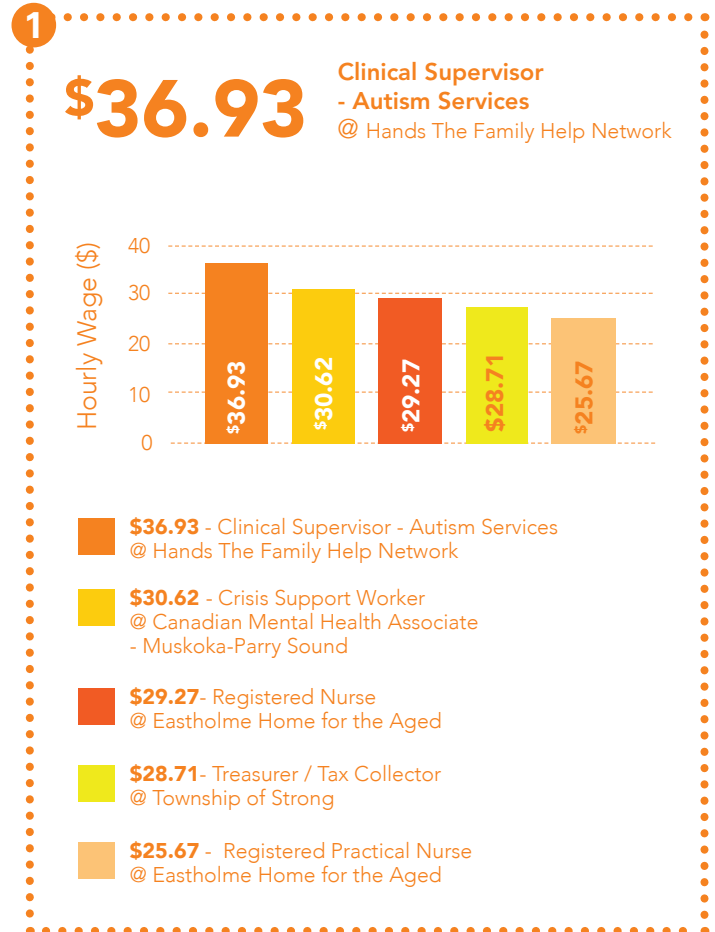
Top 3 Occupational Categories (NOC)



Highest Paying Posted Jobs By Hourly Wage



Highest Paying Posted Jobs By Hourly Wage



Highest Paying Posted Jobs By Annual Salary

1 **\$64,448**

Program Advisor
@ Ministry of Education

2 **\$62,500**

Driver - Truck (Bulk Goods)
@ Marnan Bulk Carriers

3 **\$59,842**

Designers - Architectural, Civil, Mechanical & Electrical
@ National Defense

Highest Paying Posted Jobs By Annual Salary

1 **\$48,000**

General Manager - Hospitality
@ Westmont Hospitality Group

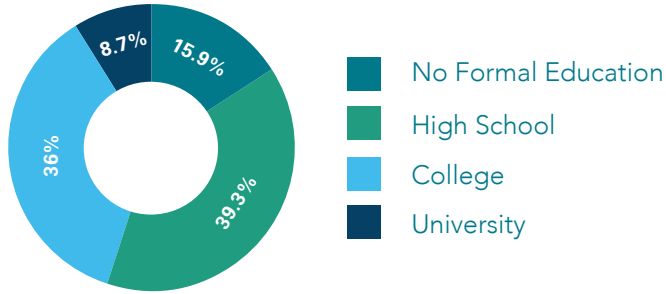
2 **\$45,000**

Operations Manager - Warehouse
@ Rona Parry Sound

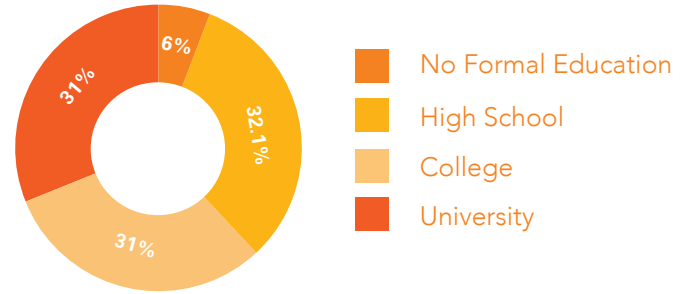
2 **\$20,000**

Exterminator - Structural
@ Parry Sound Pest Control

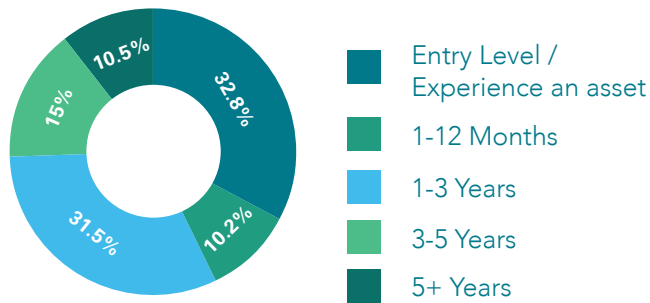
Educational Level Requested:



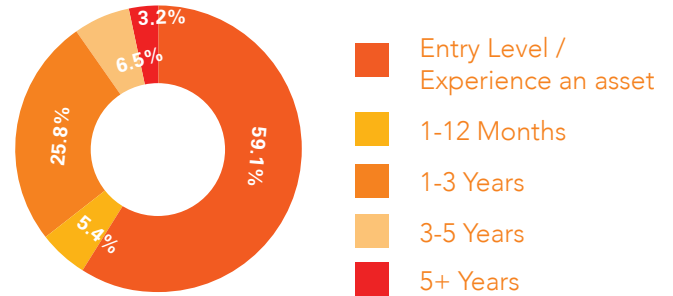
Educational Level Requested:



Required Experience Breakdown:



Required Experience Breakdown:



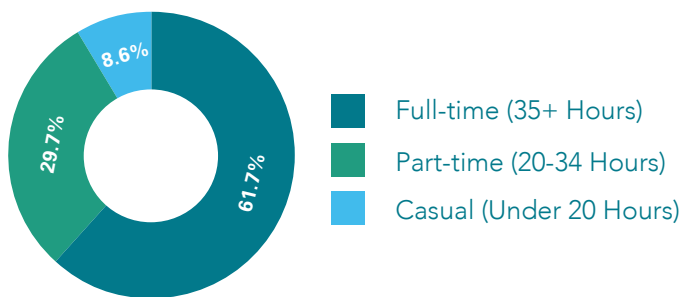
381

Postings listed experience requirements (77%)

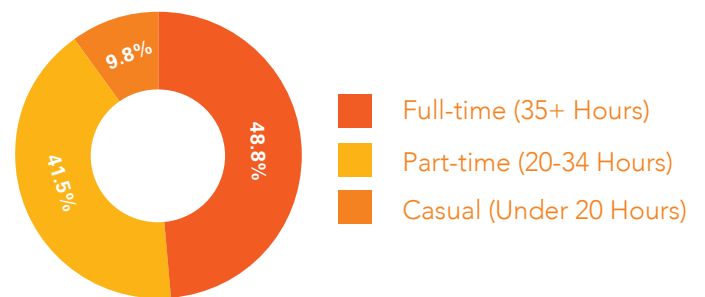
93

Postings listed experience requirements (61.2%)

Full-time / Part-time Breakdown



Full-time / Part-time Breakdown



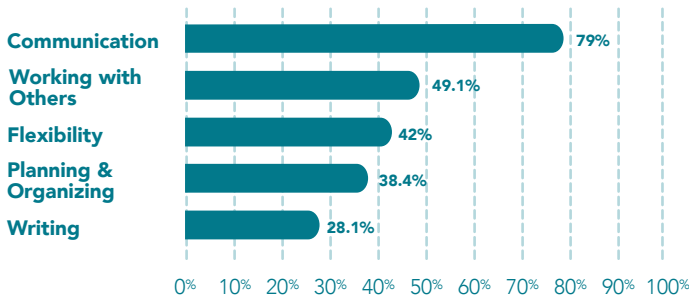
428

Postings listed hours offered (86.5%)

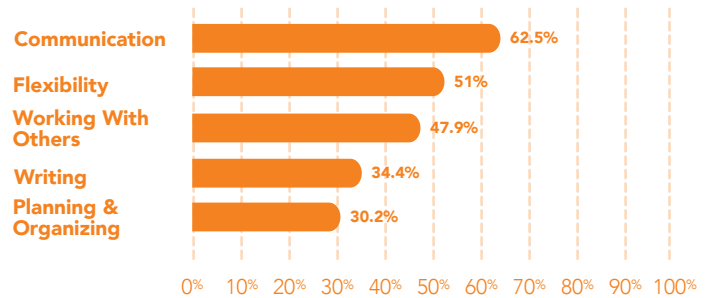
123

Postings listed hours offered (80.9%)

Top 5 Most Desired Soft Skills



Top 5 Most Desired Soft Skills



There were 495 job postings recorded in the month of June for Nipissing District. This is a significant decrease; -10.2%, from May when 551 job postings were recorded. The June figure is however in line: +4.3%, with the current 3-year June average of 475. 218 unique employers advertised jobs in the month of June; a slight decrease of -7.2% from May when 235 unique employers advertised positions. Of the 495 jobs recorded; 98.2% (486) were discovered via online source, 34.3% (170) requested some form of driver's license, 5.1% (25) required access to a personal vehicle, 10.7% (53) were for bilingual candidates and 21.0% (104) indicated that a criminal record check would be a condition of hire..

252 of the job postings in June listed an hourly wage. Of these listed wages the average was \$17.04/hour. This is slightly below; -5.2%, the previous month's average of \$17.97/hour, but does remain consistent; +0.8%, with the current 12-month average of \$16.90/hour. Of the 252 wages listed 28.6% (72) were at the minimum wage amount. 28 postings provided an annual salary; and of those the average was \$44,425.81/year.

The greatest share of job postings; 17.8% (88), were for opportunities with employers in the Retail Trade (NAICS 44-45) industry. This figure is comparable; +0.5%, to the previous month where this industry accounted for 17.2% of the overall share of job postings. The greatest month-over-month increase in posting share was +3.8% for opportunities within the Transportation and Warehousing (NAICS 48-49) industry. The greatest month-over-month decrease in posting share was -4.5% for opportunities within the Manufacturing (NAICS 31-33) industry.

WHAT IS THE LMG MONTHLY JOBS REPORT?

This Jobs Report is a monthly publication produced by The Labour Market Group. Each month we compile a list of jobs that were posted or advertised through a variety of sources in our community. This report provides current, key information about job postings in the Nipissing & Parry Sound districts. Job postings were gathered online from www.jobbank.gc.ca, www.indeed.ca, and www.wowjobs.ca, and the North Bay & District Jobs Facebook page. They were also gathered from our local newspapers including: Almaguin News, Parry Sound North Star, North Bay Nugget, Mattawa Recorder, and West Nipissing Tribune. The job postings in this study are by no means an exhaustive list of every available job during the collection period. It is simply a tally of jobs posted from the sources listed above. For more clarification on the collection process of this Jobs report, please contact info@thelabourmarketgroup.ca. We would be more than happy to review our process with you!

² Includes placement agencies, employment service providers and temporary agencies postings which could otherwise fall under other industries but actual employers are unknown at this time.

³ HGS and Zedd both post very frequently and state they are looking for large numbers of employees. As a result only 1 posting for each was considered

For more information & further details about local jobs, please contact :

The Labour Market Group
Toll Free: 1-877-223-8909
info@thelabourmarketgroup.ca



The Labour Market Group
Guiding partners to workforce solutions.