

MONTHLY JOBS REPORT

MAY 2018

Nipissing District

There were 551 job postings recorded in May of 2018. This figure is significantly higher; +13.1%, from the previous month's total of 487 and is also higher; +16.9% than the 3-year May average of 472 postings. 235 unique employers posted jobs within the month; slightly higher; +6.3%, to the April total of 221 unique employers. Of the 551 job postings 96.9% (534) were from online sources, 9.6% (53) were seeking a bilingual candidate, 35.0% (193) required some form of valid driver's license, 7.4% (41) needed access to a personal vehicle and 24.0% (132) indicated that they would be performing a criminal record check on potential candidates.

551 Total Number of Job Postings **↑64** from Apr.

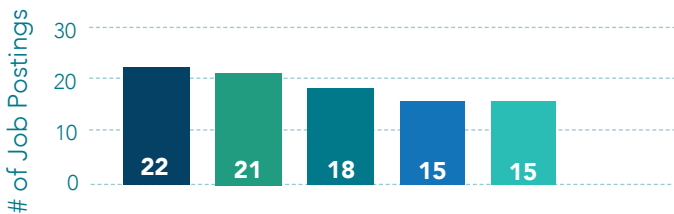
Parry Sound District

There were 192 job postings recorded in May of 2018. This figure is slightly increased; +2.1%, from the previous month's total of 188 and is in-line; +1.9% than the 3-year May average of 188 postings. 68 unique employers posted jobs within the month; significantly lower; -19.0%, than the April total of 84 unique employers. Of the 192 job postings 89.6% (172) were from online sources, 0.5% (1) were seeking a bilingual candidate, 26.0% (50) required some form of valid driver's license, 4.2% (8) needed access to a personal vehicle and 11.5% (22) indicated that they would be performing a criminal record check on potential candidates.

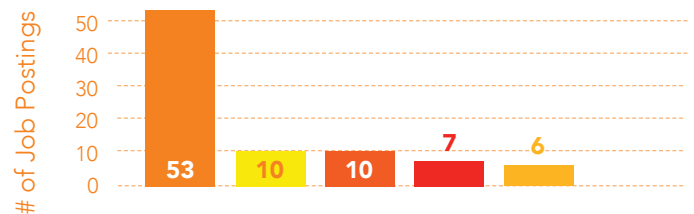
192 Total Number of Job Postings **↑4** from Apr.

* North American Industry Classification System (NAICS) is the system utilized by the governments of Canada, United States and Mexico in order to classify companies based on their primary functions/objectives.


Top 5 Employers Posting Jobs



Top 5 Employers Posting Jobs




Top 5 Industries Hiring (NAICS)



Top 5 Positions

- 20** Sales Associate / Representative
- 10** Store Manager / Assistant Manager
- 6** Automotive Service Advisor / Writer
- 4** Parts Clerk / Advisor
- 2** 5 Others tied at 2

Top 5 Industries Hiring (NAICS)



Top 5 Positions

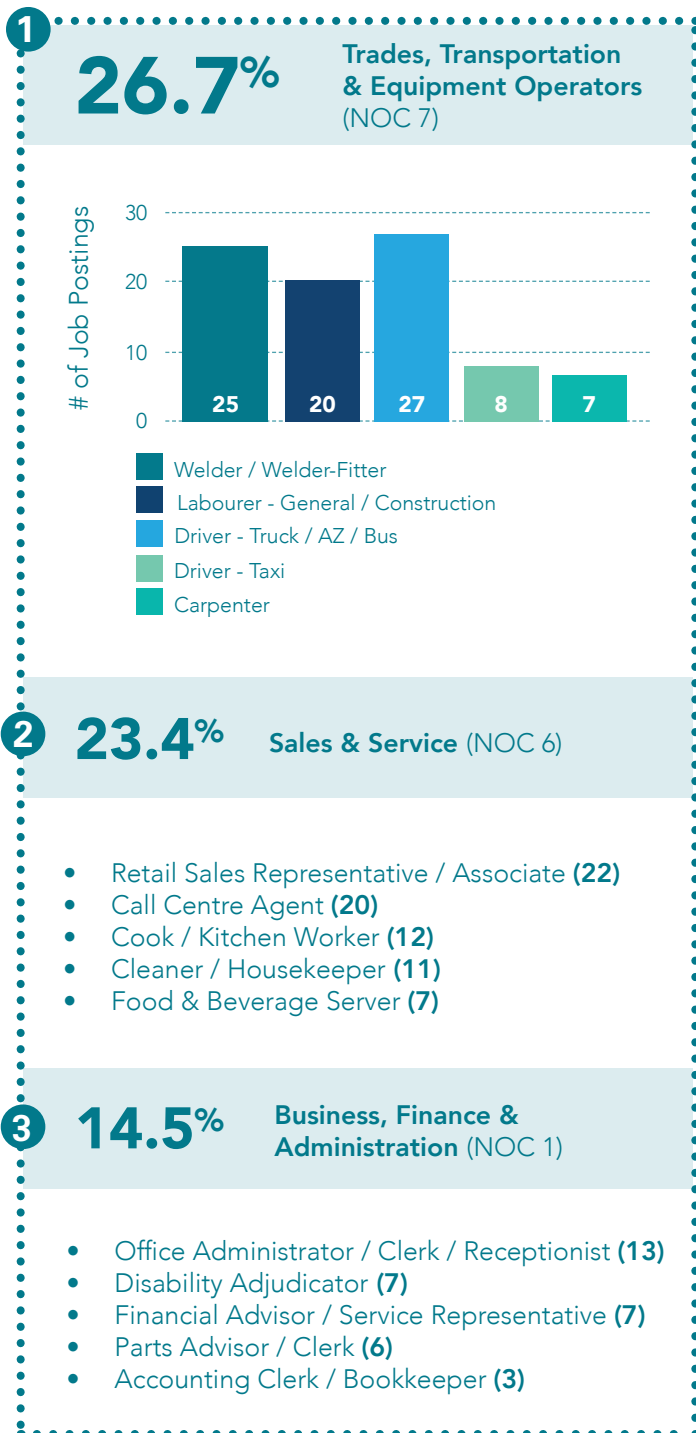
- 34** Grocery Clerk
- 17** Cashier
- 6** Grocery Bagger
- 6** Sales Associate / Representative
- 2** Driver

- 2 **13.8%** : Health Care & Social Assistance (NAIC 62)
- 3 **13.6%** : Manufacturing (NAICS 31-33)
- 4 **8.7%** : Administrative & Support, Waste Management & Remediation Services (NAIC 56)
- 5 **8.2%** : Transportation & Warehousing (NAICS 48-49)

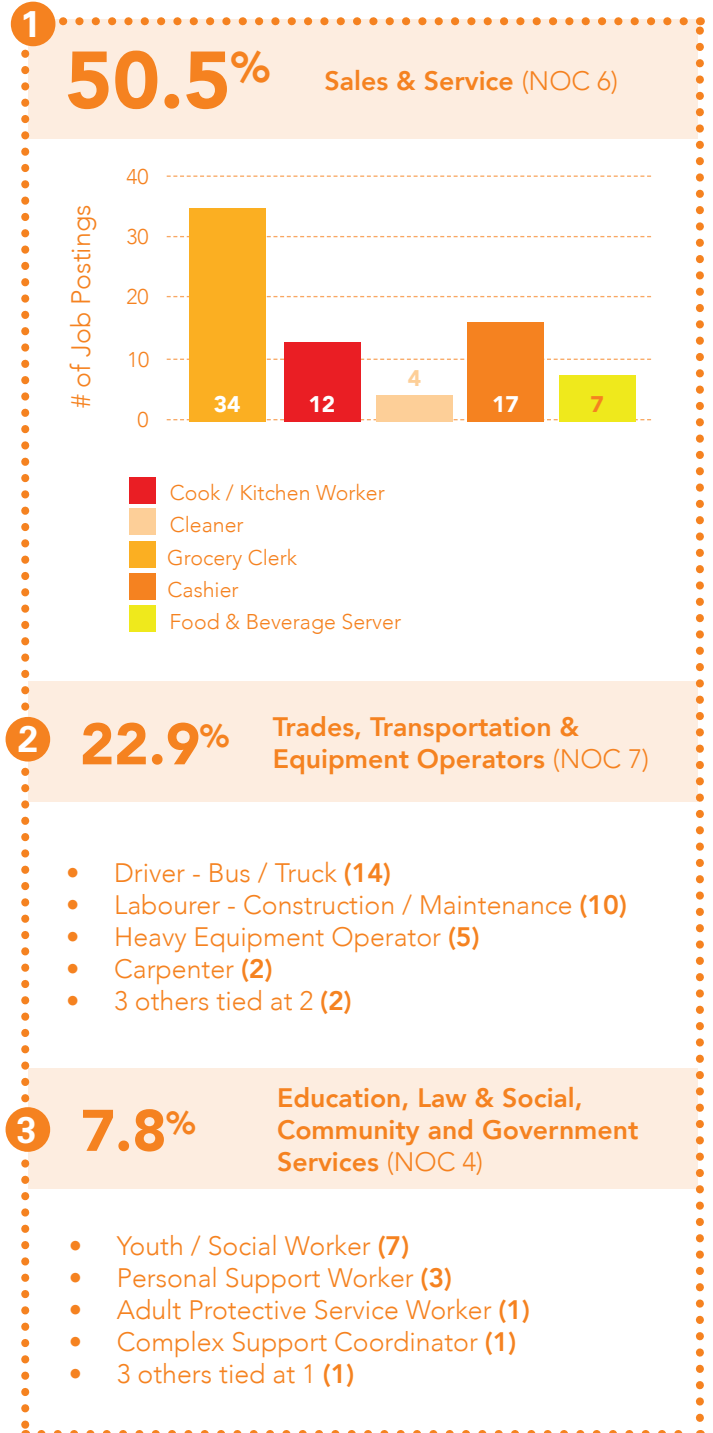
- 2 **14.1%** : Health Care & Social Assistance (NAIC 62)
- 3 **12.5%** : Accommodation & Food Services (NAIC 72)
- 4 **9.4%** : Construction (NAIC 23)
- 5 **6.3%** : Transportation & Warehousing (NAICS 48-49)

* National Occupation Classification (NOC) is the system utilized by the Government of Canada to organize occupations based on the primary job requirements and skill level.

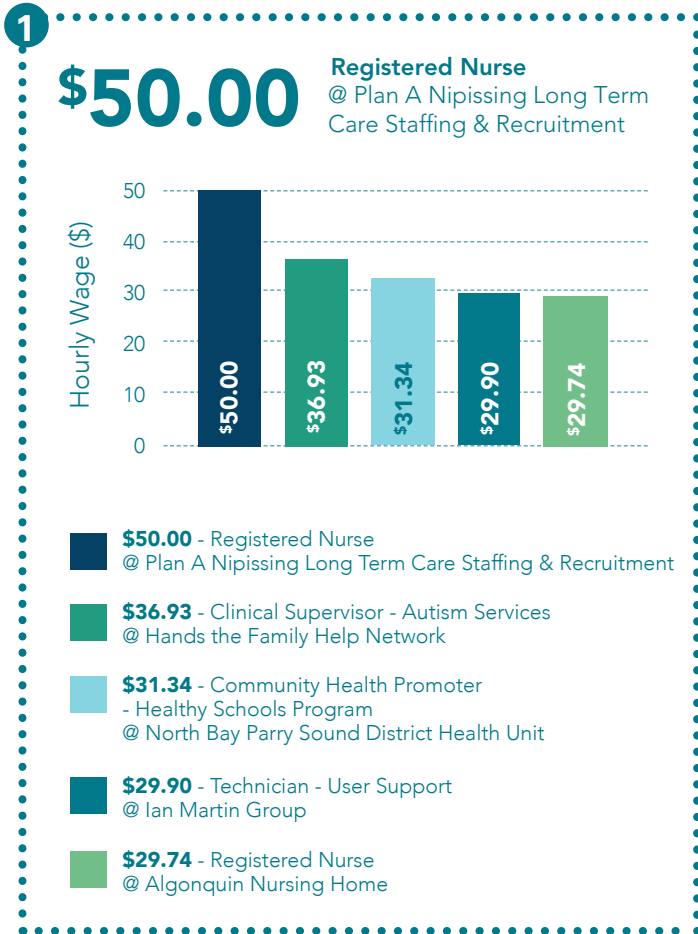
Top 3 Occupational Categories (NOC)



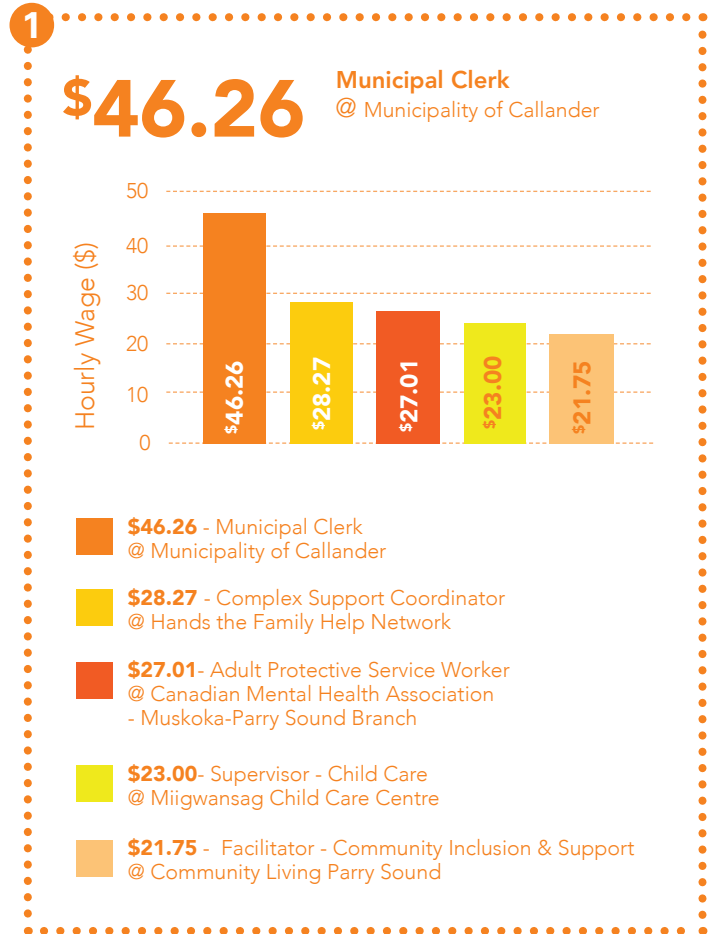
Top 3 Occupational Categories (NOC)



Highest Paying Posted Jobs By Hourly Wage



Highest Paying Posted Jobs By Hourly Wage



Highest Paying Posted Jobs By Annual Salary

1 **\$81,858**
Research Data Centre Analyst
@ Statistics Canada

2 **\$74,750**
Disability Adjudicator
@ Veterans Affairs Canada

3 **\$62,500**
Driver - Truck
@ Marnan Bulk Carriers

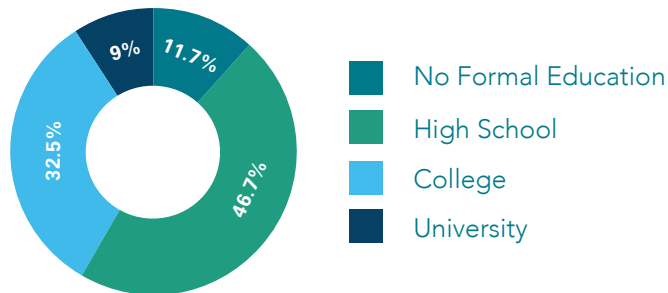
Highest Paying Posted Jobs By Annual Salary

1 **\$50,000**
Automotive Service Technician
@ Hawkrigg Inc.

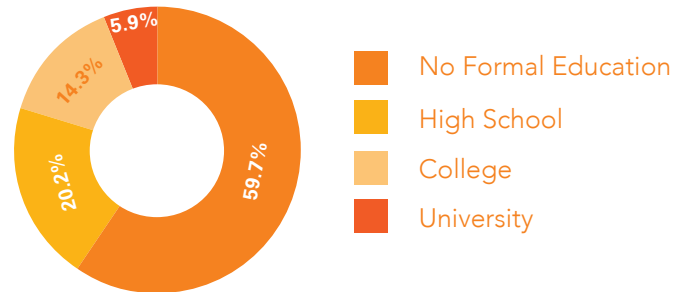
2 **\$42,500**
Area Manager - Cleaning
@ Bee-Clean Building Maintenance

2 **\$40,000**
Service Advisor - Auto Repair
@ Hawkrigg Inc.

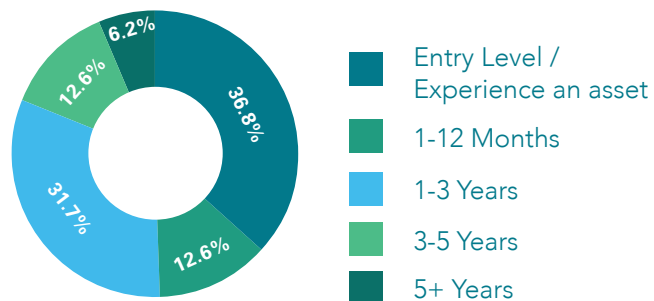
Educational Level Requested:



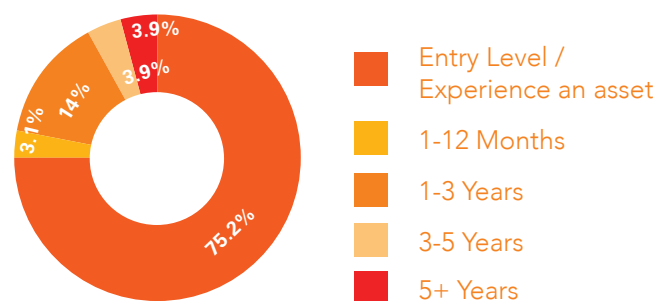
Educational Level Requested:



Required Experience Breakdown:



Required Experience Breakdown:



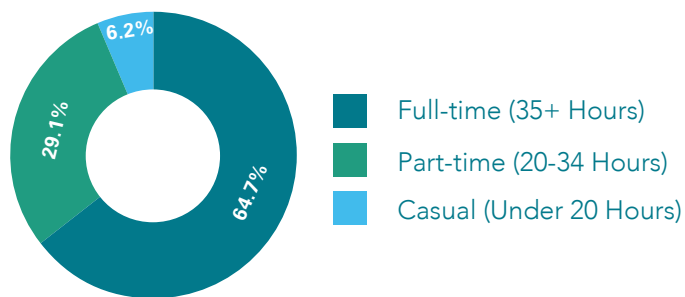
372

Postings listed experience requirements (67.5%)

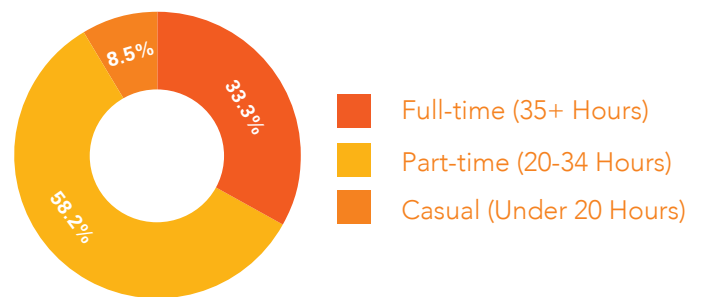
129

Postings listed experience requirements (67.2%)

Full-time / Part-time Breakdown



Full-time / Part-time Breakdown



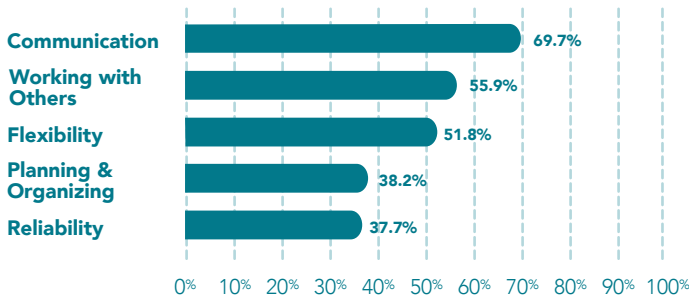
470

Postings listed hours offered (85.3%)

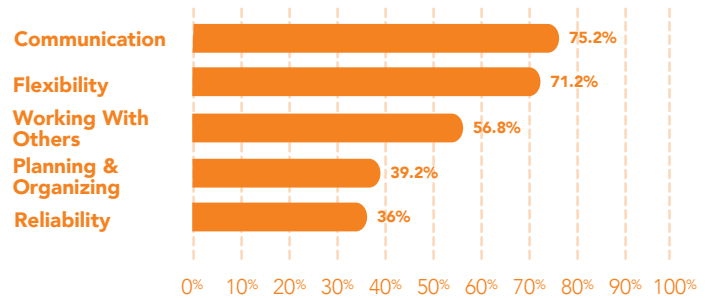
153

Postings listed hours offered (79.7%)

Top 5 Most Desired Soft Skills



Top 5 Most Desired Soft Skills



There were 551 job postings recorded in May of 2018. This figure is significantly higher; +13.1%, from the previous month's total of 487 and is also higher; +16.9% than the 3-year May average of 472 postings. 235 unique employers posted jobs within the month; slightly higher; +6.3%, to the April total of 221 unique employers. Of the 551 job postings 96.9% (534) were from online sources, 9.6% (53) were seeking a bilingual candidate, 35.0% (193) required some form of valid driver's license, 7.4% (41) needed access to a personal vehicle and 24.0% (132) indicated that they would be performing a criminal record check on potential candidates.

256 job postings listed a starting hourly wage and of those wages the average was \$17.97/hour. This does represent a slight decrease; -3.2%, from the April average of \$18.57/hour and is notably higher; +7.2%, than the current 12-month average of \$16.76/hour. Of the 256 postings with hourly wages 88 or 34.4% of them were offering the provincial minimum wage. 37 job postings listed an annual salary with the average being \$50,539.63/year. This is +12.8% above the current 12-month average of \$44,786.33/year.

Job postings for opportunities in the Retail Trade (NAICS 44-45) industry accounting for nearly one in every five; 18.1%, postings for the month. This is a slight increase; +3.2%, for representation of this industry from the previous month when 15.0% of job postings were for this industry. The biggest shift; -5.7%, in job posting representation was for postings in the Health Care (NAICS-62) industry which decreased from 19.5% of the representation in April to 13.8% in May. The job posting representation amongst the remaining major industry classification categories remaining generally unchanged over the past month.

WHAT IS THE LMG MONTHLY JOBS REPORT?

This Jobs Report is a monthly publication produced by The Labour Market Group. Each month we compile a list of jobs that were posted or advertised through a variety of sources in our community. This report provides current, key information about job postings in the Nipissing & Parry Sound districts. Job postings were gathered online from www.jobbank.gc.ca, www.indeed.ca, and www.wowjobs.ca, and the North Bay & District Jobs Facebook page. They were also gathered from our local newspapers including: Almaguin News, Parry Sound North Star, North Bay Nugget, Mattawa Recorder, and West Nipissing Tribune. The job postings in this study are by no means an exhaustive list of every available job during the collection period. It is simply a tally of jobs posted from the sources listed above. For more clarification on the collection process of this Jobs report, please contact info@thelabourmarketgroup.ca. We would be more than happy to review our process with you!

² Includes placement agencies, employment service providers and temporary agencies postings which could otherwise fall under other industries but actual employers are unknown at this time.

³ HGS and Zedd both post very frequently and state they are looking for large numbers of employees. As a result only 1 posting for each was considered

For more information & further details about local jobs, please contact :

The Labour Market Group
Toll Free: 1-877-223-8909
info@thelabourmarketgroup.ca



The Labour Market Group
Guiding partners to workforce solutions.