

# MONTHLY JOBS REPORT

MARCH 2018

## Nipissing District

There were 665 job postings recorded in March of 2018. This does represent an extremely large increase; +71.0%, from February when 389 postings were recorded. This figure is also significantly higher; +29.9%, than the current 3-year average for the month of March of 512. 222 Unique employers posted jobs within the month representing a +32.1% increase from the previous month where 168 employers posted positions. Of the 665 job postings 95.5% (635) were from online sources, 18.6% (124) were seeking a bilingual candidate, 29.3% (195) required some form of valid driver's license, 5.3% (35) needed access to a personal vehicle and 38.9% (259) indicated that they would be performing a criminal record check on potential candidates.

**665** Total Number of Job Postings **↑276** from Feb.

## Parry Sound District

There were 172 job postings recorded in March of 2018. This does represent a large increase; +59.3%, from February when 108 postings were recorded. This figure is also significantly higher; +24.9%, than the current 3-year average for the month of March of 138. 89 Unique employers posted jobs within the month representing a +45.9% increase from the previous month where 61 employers posted positions. Of the 172 job postings 87.2% (150) were from online sources, 0.6% (1) were seeking a bilingual candidate, 27.3% (47) required some form of valid driver's license, 2.9% (5) needed access to a personal vehicle and 15.7% (27) indicated that they would be performing a criminal record check on potential candidates.

**172** Total Number of Job Postings **↑64** from Feb.

\* North American Industry Classification System (NAICS) is the system utilized by the governments of Canada, United States and Mexico in order to classify companies based on their primary functions/objectives.

### Top 5 Employers Posting Jobs



### Top 5 Employers Posting Jobs



### Top 5 Industries Hiring (NAICS)



#### Top 5 Positions

- 140** Call Centre Agent / Dispatcher
- 4** Cleaner
- 4** Driver - Truck / AZ
- 4** Heavy-Duty Equipment Mechanic Apprentice
- 3** Labourer

### Top 5 Industries Hiring (NAICS)



#### Top 5 Positions

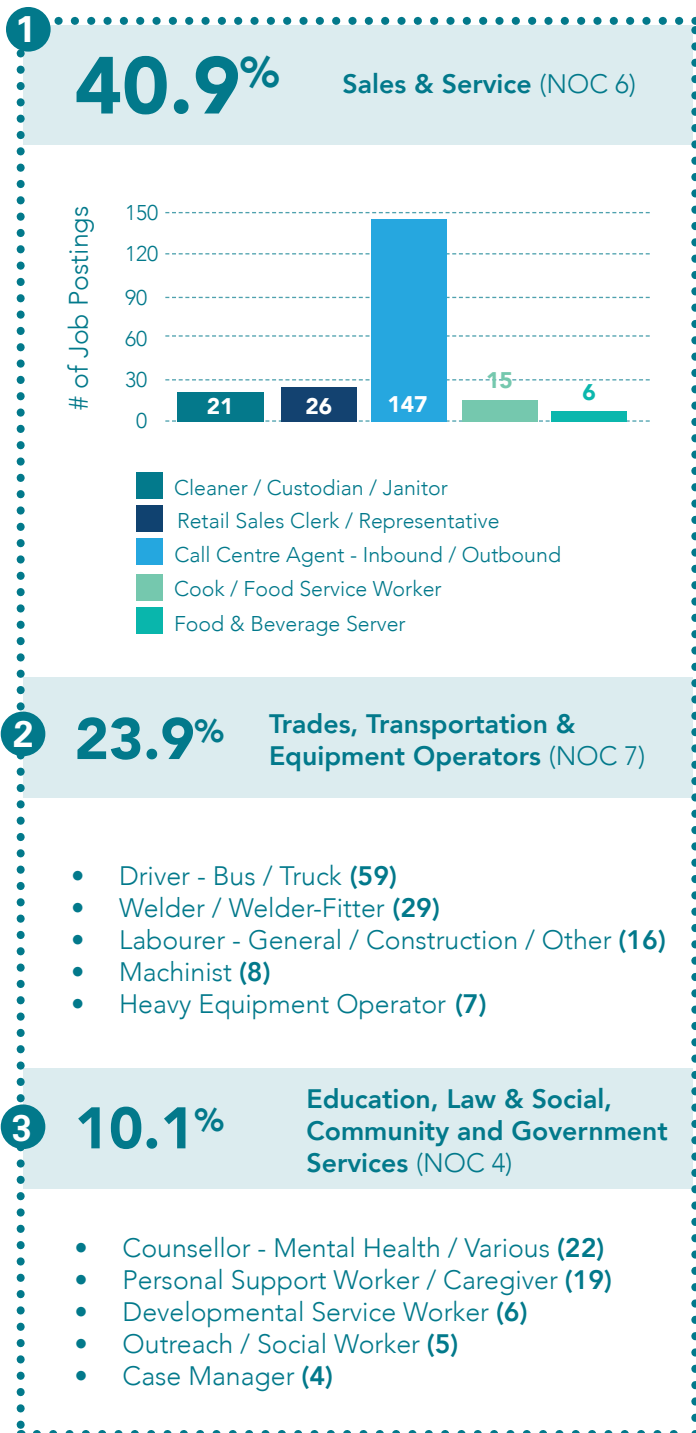
- 7** Instructor - Swimming / Drama / Arts
- 4** Medical Aide / Paramedic
- 3** Registered Nurse / Practical Nurse
- 2** Personal Support Worker
- 2** Information Technician

- 2 **13.8%** : Health Care & Social Assistance (NAIC 62)
- 3 **11%** : Retail Trade (NAICS 44-45)
- 4 **9.9%** : Manufacturing (NAICS 31-33)
- 5 **7.8%** : Transportation & Warehousing (NAICS 48-49)

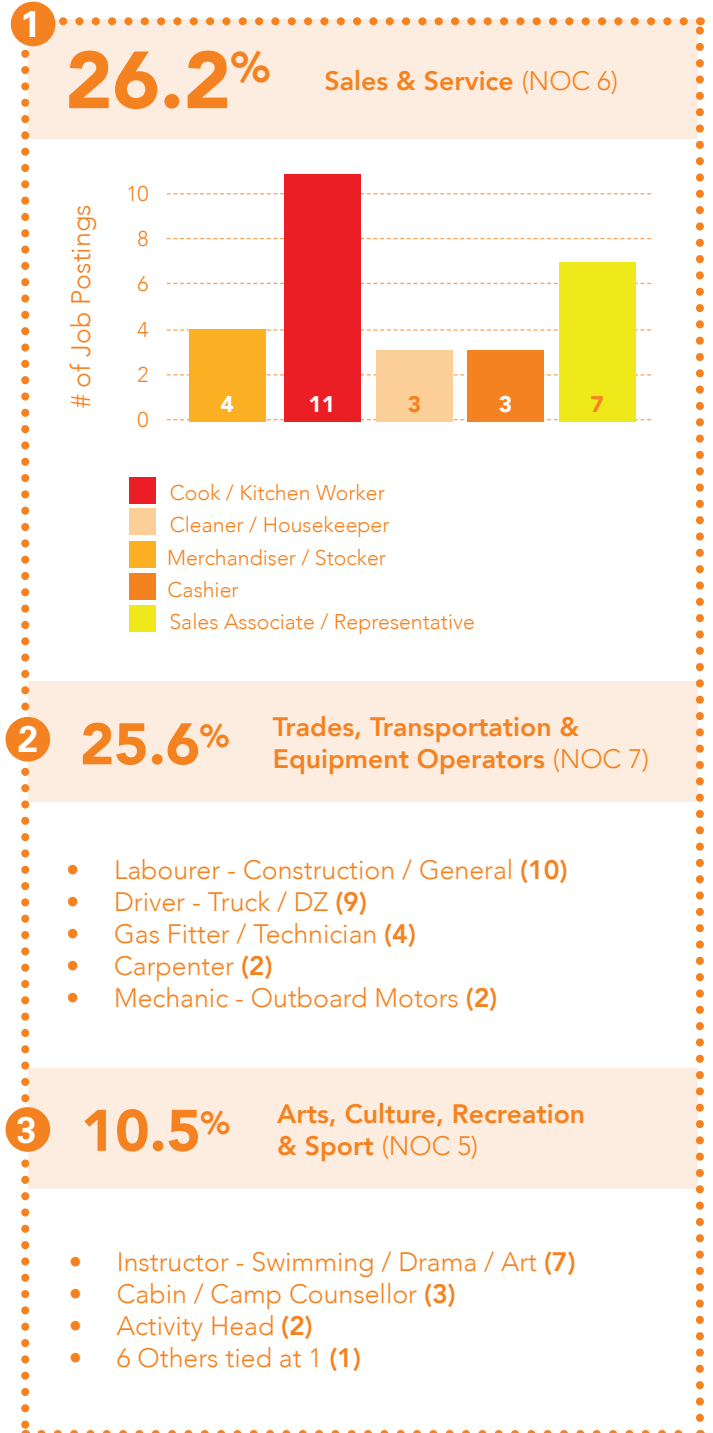
- 2 **20.3%** : Retail Trade (NAICS 44-45)
- 3 **18%** : Construction (NAIC 23)
- 4 **11%** : Public Administration (NAIC 91)
- 5 **7.6%** : Accommodation & Food Services (NAIC 72)

\* National Occupation Classification (NOC) is the system utilized by the Government of Canada to organize occupations based on the primary job requirements and skill level.

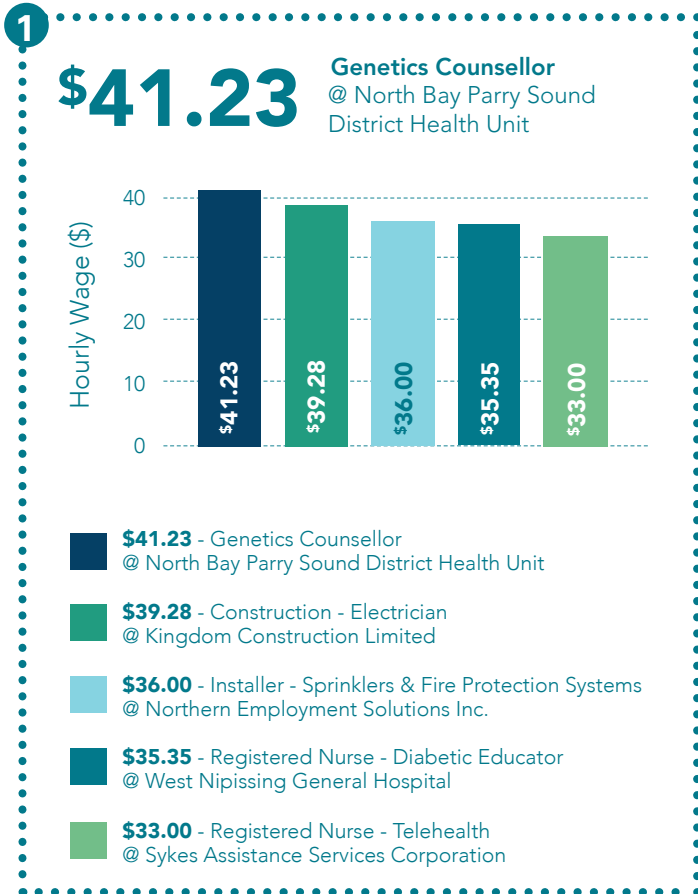
### Top 3 Occupational Categories (NOC)



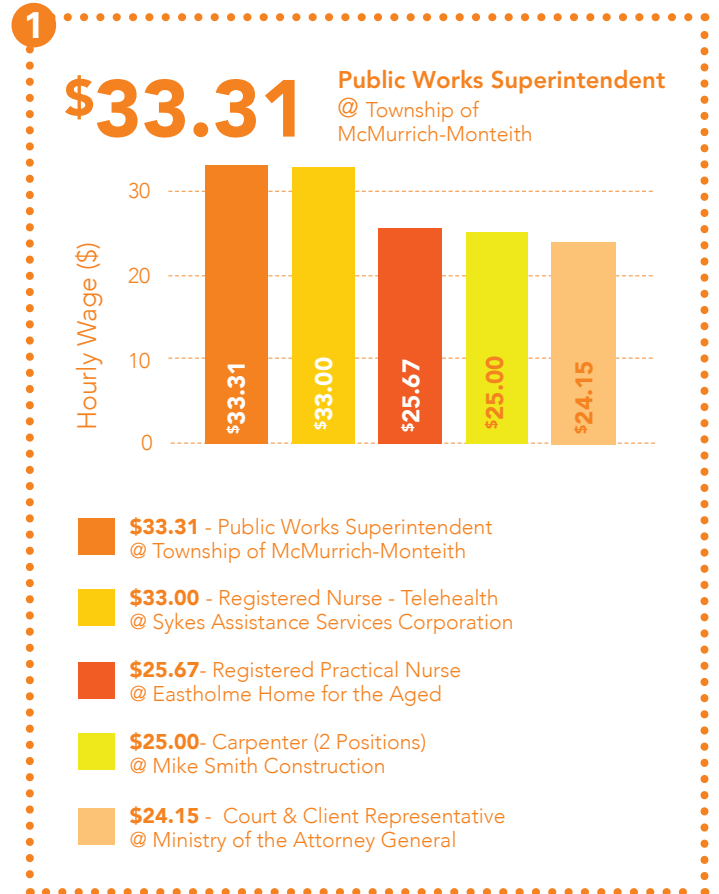
### Top 3 Occupational Categories (NOC)



## Highest Paying Posted Jobs By Hourly Wage



## Highest Paying Posted Jobs By Hourly Wage



## Highest Paying Posted Jobs By Annual Salary

1 **\$90,000**

**Power Engineer - Second Class**  
@ Northern Employment Solutions Inc.

2 **\$85,000**

**Business Consultant**  
@ Stroma Service Consulting Inc.

3 **\$72,101**

**Finance Officer**  
Conseil Scolaire Catholique Franco-Nord

## Highest Paying Posted Jobs By Annual Salary

1 **\$73,000**

**Economic Development Officer**  
@ Town of Parry Sound

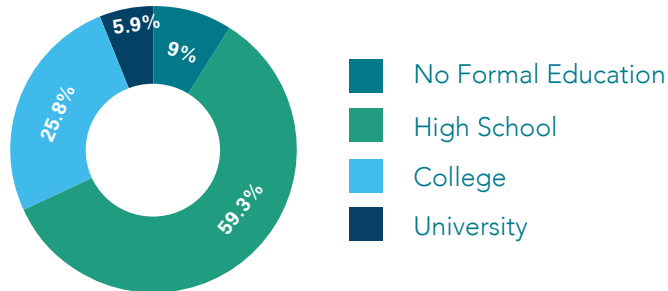
2 **\$50,000**

**Gas Technician**  
@ Lakeside Heating and Cooling

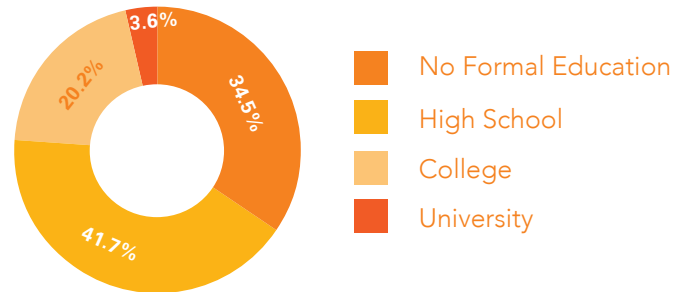
2 **\$50,000**

**Gas Technician**  
@ Parry Sound Fuels

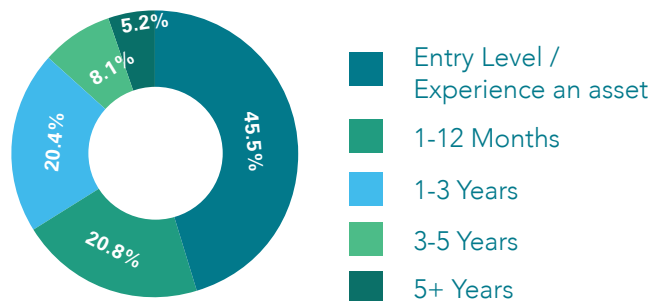
## Educational Level Requested:



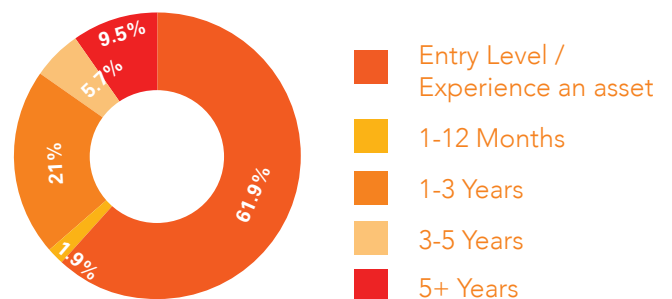
## Educational Level Requested:



## Required Experience Breakdown:



## Required Experience Breakdown:



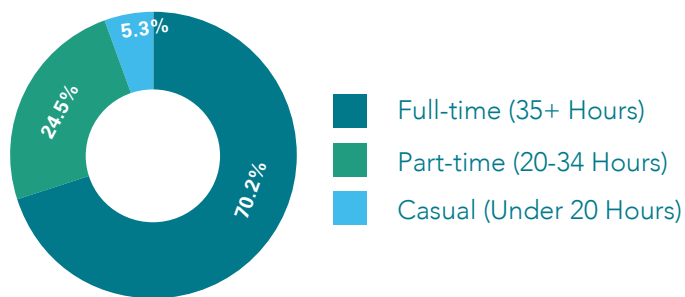
481

Postings listed experience requirements  
(72.3%)

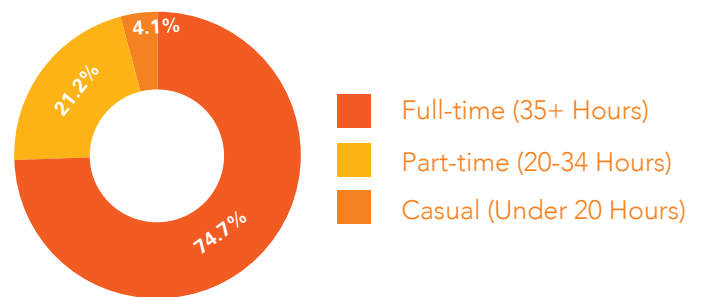
105

Postings listed experience requirements  
(61%)

## Full-time / Part-time Breakdown



## Full-time / Part-time Breakdown



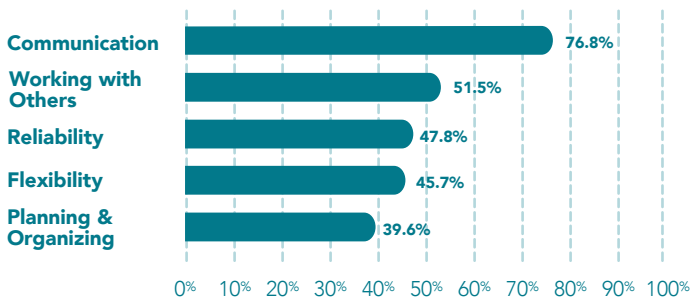
564

Postings listed hours offered (84.8%)

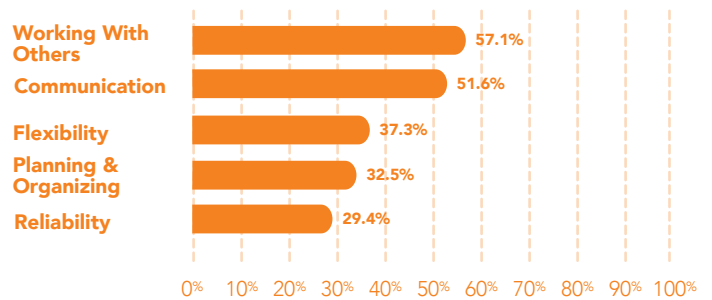
146

Postings listed hours offered (84.9%)

## Top 5 Most Desired Soft Skills



## Top 5 Most Desired Soft Skills



There were 665 job postings recorded in March of 2018. This does represent an extremely large increase; +71.0%, from February when 389 postings were recorded. This figure is also significantly higher; +29.9%, than the current 3-year average for the month of March of 512. 222 Unique employers posted jobs within the month representing a +32.1% increase from the previous month where 168 employers posted positions. Of the 665 job postings 95.5% (635) were from online sources, 18.6% (124) were seeking a bilingual candidate, 29.3% (195) required some form of valid driver's license, 5.3% (35) needed access to a personal vehicle and 38.9% (259) indicated that they would be performing a criminal record check on potential candidates.

387 job postings listed a starting hourly wage and of those wages the average was \$16.46/hour. This represents a slight decrease; -3.2%, from the previous month's figure of \$16.46/hour and is in-line; +0.7%, with the current 12-month average of \$16.35/hour. Of the 387 postings with hourly wages 178 or 46.0% of them were offering the provincial minimum wage. 47 job postings listed an annual salary with the average being \$43,441.83/year. This is slightly below; -5.6% the current 12-month average of \$45,998.09/year.

One-quarter; 25.4% (169) of the job postings in March were for opportunities within the Administrative and Support, Waste Management and Remediation Services (NAICS-56) industry. There was a large month-over-month increase; +11.8%, in regards of share of job postings for this industry. This does represent the largest increase out of any of the major industry classifications. There were notable month-over-month decreases in job posting shares amongst the Accommodation and Food Services (NAICS-72) and Public Administration (NAICS-91) industries with -5.3% and -5.8% decreases respectively.

### WHAT IS THE LMG MONTHLY JOBS REPORT?

This Jobs Report is a monthly publication produced by The Labour Market Group. Each month we compile a list of jobs that were posted or advertised through a variety of sources in our community. This report provides current, key information about job postings in the Nipissing & Parry Sound districts. Job postings were gathered online from [www.jobbank.gc.ca](http://www.jobbank.gc.ca), [www.indeed.ca](http://www.indeed.ca), and [www.wowjobs.ca](http://www.wowjobs.ca), and the North Bay & District Jobs Facebook page. They were also gathered from our local newspapers including: Almaguin News, Parry Sound North Star, North Bay Nugget, Mattawa Recorder, and West Nipissing Tribune. The job postings in this study are by no means an exhaustive list of every available job during the collection period. It is simply a tally of jobs posted from the sources listed above. For more clarification on the collection process of this Jobs report, please contact [info@thelabourmarketgroup.ca](mailto:info@thelabourmarketgroup.ca). We would be more than happy to review our process with you!

<sup>2</sup> Includes placement agencies, employment service providers and temporary agencies postings which could otherwise fall under other industries but actual employers are unknown at this time.

<sup>3</sup> HGS and Zedd both post very frequently and state they are looking for large numbers of employees. As a result only 1 posting for each was considered

For more information & further details about local jobs, please contact :

The Labour Market Group  
Toll Free: 1-877-223-8909  
[info@thelabourmarketgroup.ca](mailto:info@thelabourmarketgroup.ca)



The Labour Market Group  
Guiding partners to workforce solutions.