

MONTHLY JOBS REPORT

APRIL 2018

Nipissing District

There were 487 job postings recorded in April of 2018. This figure is much lower; -26.8%, from the previous month's total of 665 and is getting closer to historic numbers; +16.9% compared to the current 3-year average (417) for the month of April. 221 Unique employers posted jobs within the month; almost identical to the March total of 222 unique employers. The combination of fewer job postings than the previous month with similar number of unique employers signifies that there are currently less jobs available per employer on average. Of the 487 job postings 97.7% (476) were from online sources, 11.3% (55) were seeking a bilingual candidate, 29.8% (145) required some form of valid driver's license, 4.7% (23) needed access to a personal vehicle and 33.3% (162) indicated that they would be performing a criminal record check on potential candidates.

487 Total Number of Job Postings **↓178** from Mar.

Parry Sound District

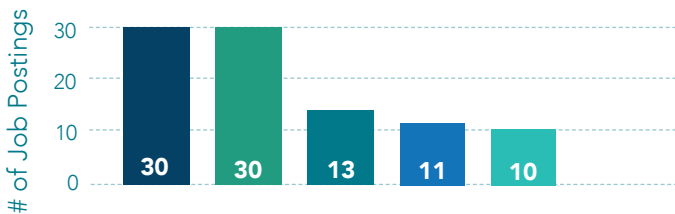
There were 188 job postings recorded in April of 2018. This does represent an modest increase; +9.3%, from March when 172 postings were recorded. This figure is also significantly higher; +31.5%, than the current 3-year average for the month of April of 143. 84 Unique employers posted jobs within the month representing a slight -5.6% decrease from the previous month where 89 employers posted positions. Of the 188 job postings 91.0% (171) were from online sources, 1.6% (3) were seeking a bilingual candidate, 26.6% (50) required some form of valid driver's license, 9.6% (18) needed access to a personal vehicle and 14.4% (27) indicated that they would be performing a criminal record check on potential candidates.

188 Total Number of Job Postings **↑16** from Mar.

* North American Industry Classification System (NAICS) is the system utilized by the governments of Canada, Unites States and Mexico in order to classify companies based on their primary functions/objectives.

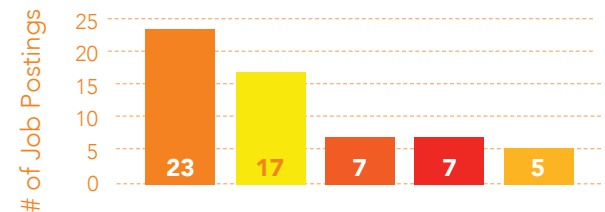
Top 5 Employers Posting Jobs

Zedd Customer Solutions
Plan A Health Care Staffing Solutions Inc.
North Bay Regional Health Centre
Metal Fab
Stock Transportation



Top 5 Employers Posting Jobs

Sobeys
Youthdale Treatment Centre
The Home Depot
Walmart Canada
1886 Lake House Bistro



Top 5 Industries Hiring (NAICS)

1 **19.5%** Health Care & Social Assistance (NAIC 62)
of all job postings

Top 5 Positions

22 Personal Support / Home Care Worker
12 Registered Practical Nurse
11 Registered Nurse
4 Dietary Aide
4 Receptionist / Administrative Assistant

Top 5 Industries Hiring (NAICS)

1 **27.7%** Retail Trade (NAICS 44-45)
of all job postings

Top 5 Positions

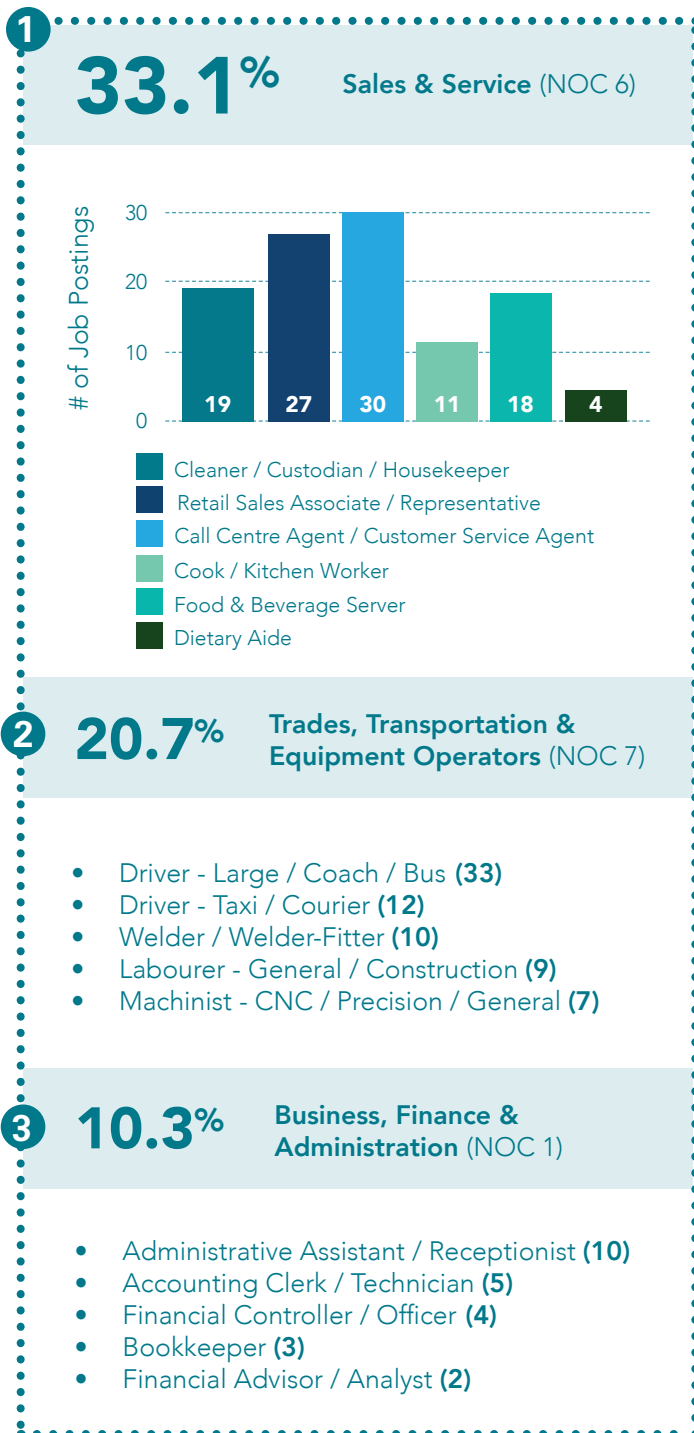
18 Grocery Clerk
9 Cashier
8 Retail Sales Representative / Associate
2 Automotive Sales Person
2 Assistant Manager

- 2 15% : Retail Trade (NAICS 44-45)
- 3 11.5% : Administration & Support, Waste Management and Remediation Services(NAIC 56)
- 4 9.9% : Transportation & Warehousing (NAICS 48-49)
- 5 9.7% : Accommodation & Food Services (NAIC 72)

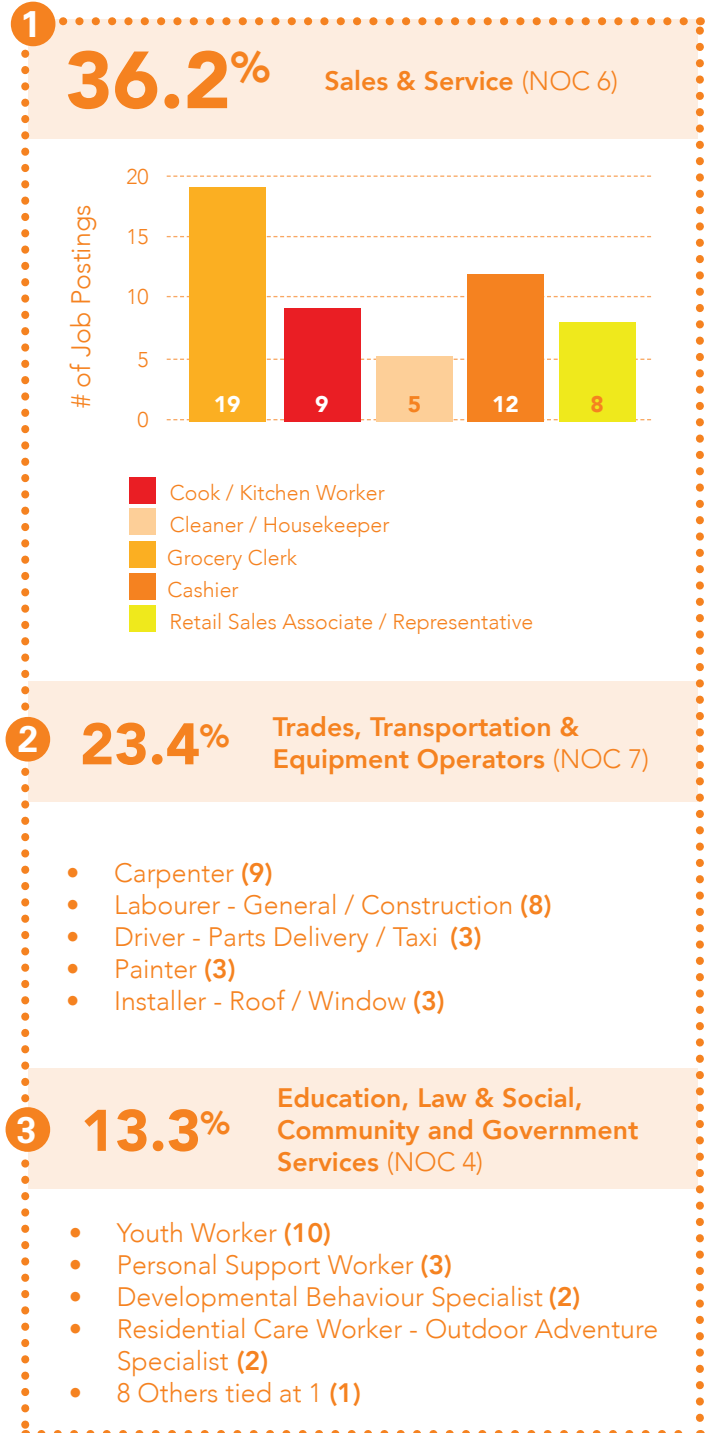
- 2 21.8% : Health Care & Social Assistance (NAIC 62)
- 3 15.4% : Construction (NAIC 23)
- 4 8.5% : Accommodation & Food Services (NAIC 72)
- 5 8% : Public Administration (NAIC 91)

* National Occupation Classification (NOC) is the system utilized by the Government of Canada to organize occupations based on the primary job requirements and skill level.

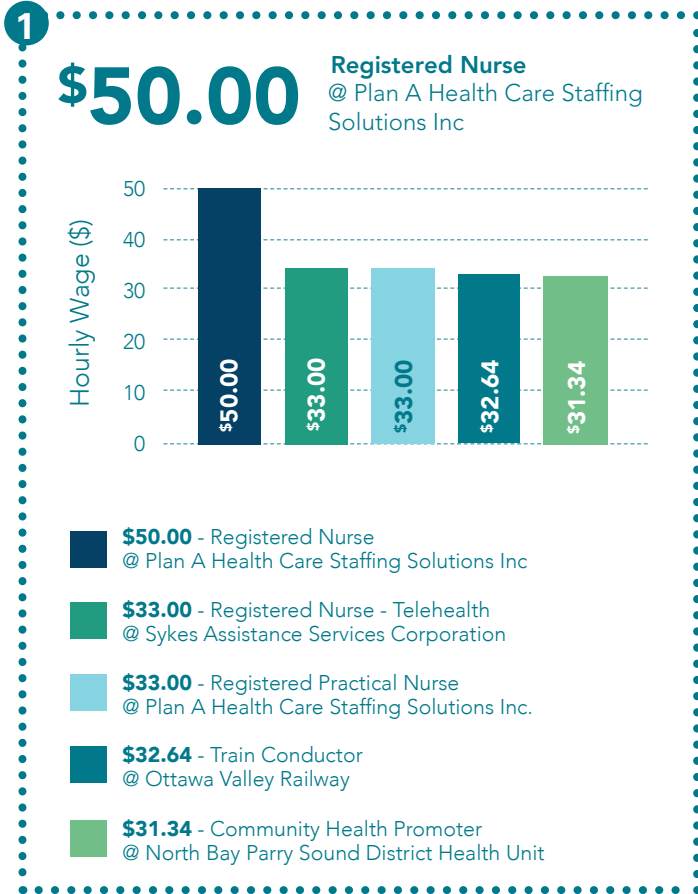
Top 3 Occupational Categories (NOC)



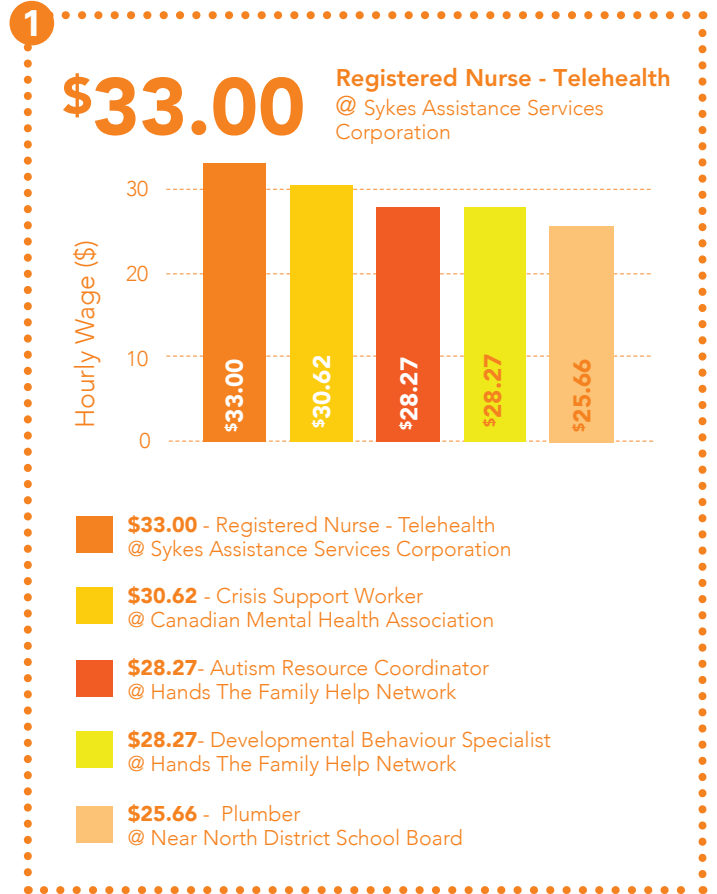
Top 3 Occupational Categories (NOC)



Highest Paying Posted Jobs By Hourly Wage



Highest Paying Posted Jobs By Hourly Wage



Highest Paying Posted Jobs By Annual Salary

1 **\$76,185**

Professor - Nursing
@ Nipissing University

2 **\$72,101**

Finance Officer
@ Conseil scolaire catholique Franco-Nord

3 **\$68,671**

Coordinator
Ministry of Children and Youth Services

Highest Paying Posted Jobs By Annual Salary

1 **\$84,193**

Municipal Clerk
@ Municipality of Callander

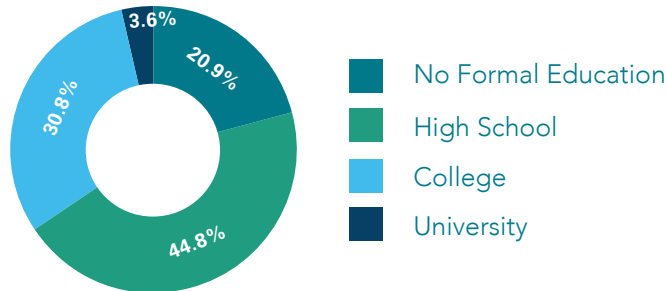
2 **\$40,176**

Administrative Assistant
@ Municipality of Callander

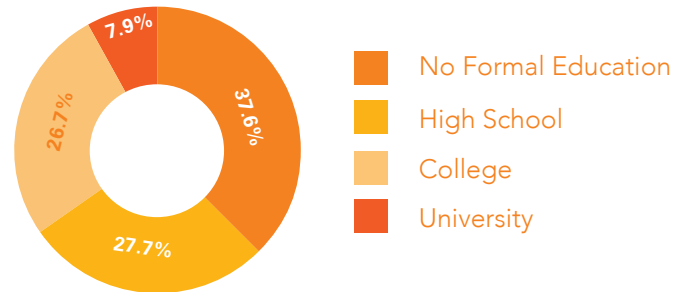
2 **\$40,000**

Clerk - Parts Counter
@ Parry Sound Auto Parts Inc.

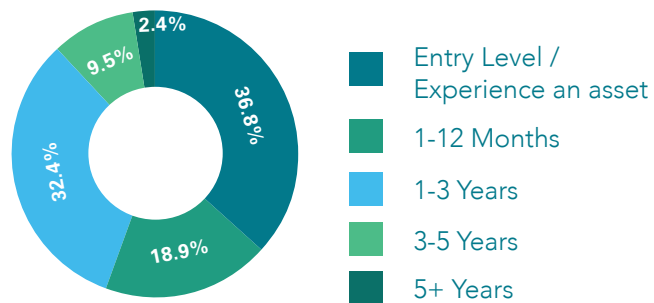
Educational Level Requested:



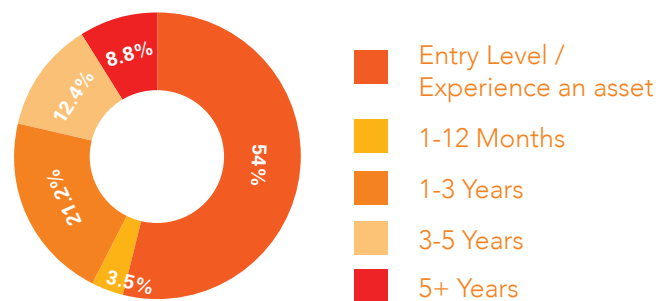
Educational Level Requested:



Required Experience Breakdown:



Required Experience Breakdown:



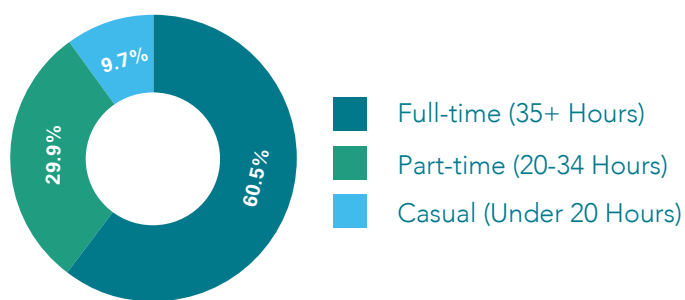
380

Postings listed experience requirements
(78%)

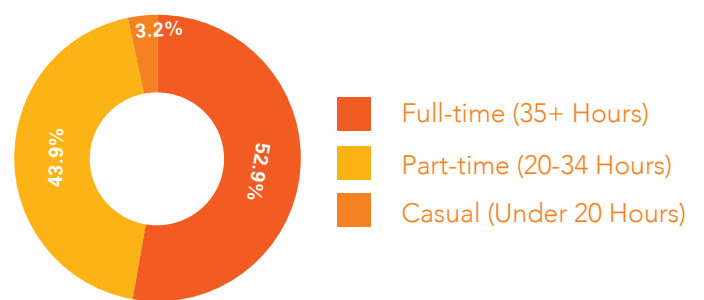
113

Postings listed experience requirements
(60.1%)

Full-time / Part-time Breakdown



Full-time / Part-time Breakdown



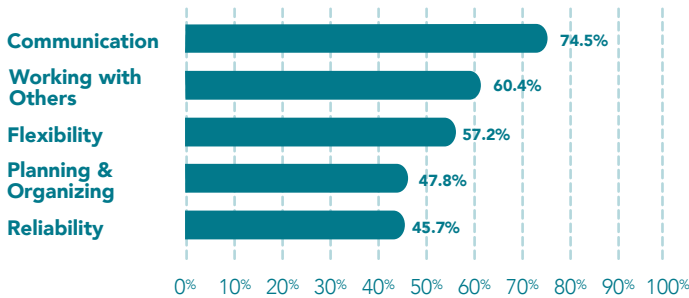
435

Postings listed hours offered (89.3%)

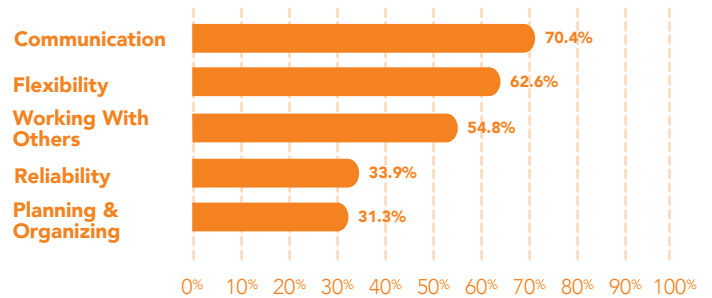
155

Postings listed hours offered (82.4%)

Top 5 Most Desired Soft Skills



Top 5 Most Desired Soft Skills



There were 487 job postings recorded in April of 2018. This figure is much lower; -26.8%, from the previous month's total of 665 and is getting closer to historic numbers; +16.9% compared to the current 3-year average (417) for the month of April. 221 Unique employers posted jobs within the month; almost identical to the March total of 222 unique employers. The combination of fewer job postings than the previous month with similar number of unique employers signifies that there are currently less jobs available per employer on average. Of the 487 job postings 97.7% (476) were from online sources, 11.3% (55) were seeking a bilingual candidate, 29.8% (145) required some form of valid driver's license, 4.7% (23) needed access to a personal vehicle and 33.3% (162) indicated that they would be performing a criminal record check on potential candidates.

263 job postings listed a starting hourly wage and of those wages the average was \$18.57/hour. This represents a notable increase; +12.8%, from the previous month's figure of \$16.46/hour and is also well above; +12.5%, the current 12-month average of \$16.51/hour. Of the 387 postings with hourly wages 108 or 41.1% of them were offering the provincial minimum wage. 27 job postings listed an annual salary with the average being \$39,929.73/year. This is below; -10.8% the current 12-month average of \$44,739.86/year.

Nearly one in every five; 19.5%, of the jobs posted in this month were for positions within the Health Care and Social Assistance (NAICS-62) industry. This is a slight increase; +5.7%, for representation of this industry as 13.8% of job postings from the previous month were for this industry. The biggest shift; -13.9%, in job posting representation was for the Administrative and Support, Waste Management and Remediation Services (NAICS-56) which decreased from 25.4% of the representation in March to 11.5% in April. The job posting representation amongst the remaining major industry classification categories remaining generally unchanged over the past month.

WHAT IS THE LMG MONTHLY JOBS REPORT?

This Jobs Report is a monthly publication produced by The Labour Market Group. Each month we compile a list of jobs that were posted or advertised through a variety of sources in our community. This report provides current, key information about job postings in the Nipissing & Parry Sound districts. Job postings were gathered online from www.jobbank.gc.ca, www.indeed.ca, and www.wowjobs.ca, and the North Bay & District Jobs Facebook page. They were also gathered from our local newspapers including: Almaguin News, Parry Sound North Star, North Bay Nugget, Mattawa Recorder, and West Nipissing Tribune. The job postings in this study are by no means an exhaustive list of every available job during the collection period. It is simply a tally of jobs posted from the sources listed above. For more clarification on the collection process of this Jobs report, please contact info@thelabourmarketgroup.ca. We would be more than happy to review our process with you!

² Includes placement agencies, employment service providers and temporary agencies postings which could otherwise fall under other industries but actual employers are unknown at this time.

³ HGS and Zedd both post very frequently and state they are looking for large numbers of employees. As a result only 1 posting for each was considered

For more information & further details about local jobs, please contact :

The Labour Market Group
Toll Free: 1-877-223-8909
info@thelabourmarketgroup.ca



The Labour Market Group
Guiding partners to workforce solutions.