



IN THIS EDITION

Census Update for Nipissing and Parry Sound

Number of Business by Employee Size for Nipissing and Parry Sound

Is Job hopping the new normal in Canada?

Are Canadians living the dream?

The most sought after skills in Canada

JOBS REPORT FEBRUARY 2018

TOTAL NUMBER OF JOB POSTINGS

Nipissing **389**
Parry Sound **108**

TOP INDUSTRY WITH VACANCIES

Nipissing
Health Care & Social Assistance (15.7%)

Parry Sound
Accommodation & Food Services (13.9%)

To view the full report, visit our website
www.thelabourmarketgroup.ca

Questions or concerns?
Feel free to contact us at
info@thelabourmarketgroup.ca

T. 705.474.0812
Toll Free 1.877.223.8909
F. 705.474.2069

101 Worthington St. East
Suite 238
North Bay, Ontario

1 College Dr.
Parry Sound, Ontario

The Labour Market Group is funded by



CENSUS UPDATE FOR NIPISSING AND PARRY SOUND

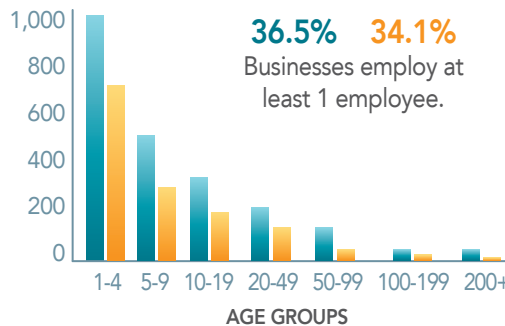


6,056 | 3,942
BUSINESSES IN NIPISSING
& PARRY SOUND DISTRICTS



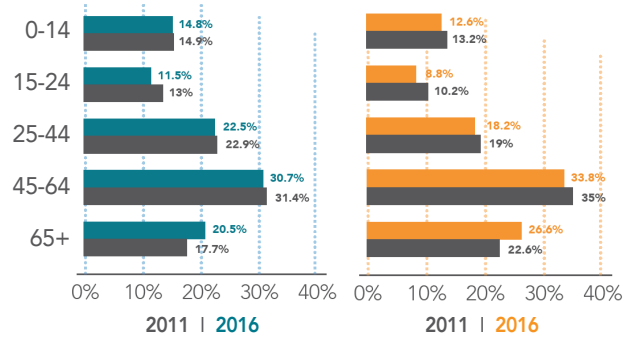
88.7% | 92.7%
Businesses have less than
10 employees.

63.5% | 65.9%
Businesses have
no employees.



36.5% | 34.1%
Businesses employ at
least 1 employee.

43.7 YEARS | 47.8 YEARS
AVERAGE AGE OF POPULATION



TOP 3 BUSINESSES

1. Real Estate and Rental & Leasing (23.2%)
2. Construction (11.3%)
3. Retail Trade (9.9%)



1. Construction (18.7%)
2. Real Estate and Rental & Leasing (15.5%)
3. Retail Trade (8.5%)



NUMBER OF BUSINESS BY EMPLOYEE SIZE FOR NIPISSING AND PARRY SOUND



INDUSTRY SECTOR (2-DIGIT NAICS)	NUMBER OF EMPLOYEES								TOTAL	%	RANK
	0	1-4	5-9	10-19	20-49	50-99	100+				
53 - Real Estate, Rental & Leasing	1288	83	16	12	4	1	0	1404	23	1	
23 - Construction	413	137	68	42	16	5	2	683	11	2	
44-45 - Retail Trade	226	119	144	104	38	16	7	654	11	3	
62 - Healthcare & Social Assistance	248	138	45	38	28	7	10	514	8	4	
81 - Other Services	270	139	56	20	7	3	0	495	8	5	
23 - Construction	402	223	82	27	6	0	0	740	19	1	
53 - Real Estate, Rental & Leasing	563	35	8	4	0	0	0	610	15	2	
44-45 - Retail Trade	154	71	59	39	11	6	2	342	9	3	
81 - Other Services	203	88	26	8	0	0	0	325	8	4	
54 - Professional, Scientific & Tech	213	58	14	1	0	0	0	286	7	5	

*NAICS 81 Other services=Establishments in this sector are primarily engaged in activities, such as equipment and machinery repairing, promoting or administering religious activities, grant making, advocacy, and providing dry cleaning and laundry services, personal care services, death care services, pet care services, photofinishing services, temporary parking services, and dating services.

Source: Local Labour Market Plan 2018

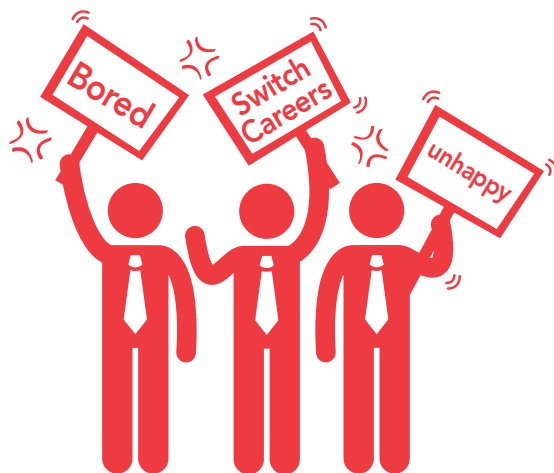
THE 10 MOST SOUGHT AFTER SKILLS PER SECTOR

ACCOUNTING / FINANCE

- Financial statements / reporting
- Account Payable and receivable
- CPA
- Financial analysis
- Accounting
- Microsoft money
- Cash flow analysis
- Tax returns
- Accruals
- Auditing



IS JOB HOPPING THE NEW NORMAL IN CANADA? THINKOPOLIS



Top reasons Canadians have for leaving their job.

- 37% My relationship with my boss
- 29% I was bored, unhappy with the work
- 20% I found a better opportunity
- 14% Poor fit with the culture / coworkers

How many career paths have Canadians had?

- 31% I've always worked in the same field
- 21% I've switched careers once
- 35% Three or four different kinds of jobs
- 13% More than four career paths

Source: <https://www.newswire.ca/news-releases/thinkopolis-is-job-hopping-the-new-normal-in-canada-514106891.html>

ARE CANADIANS LIVING THE DREAM? WORKOPOLIS

The five most common childhood dream jobs in Canada are:

- Teacher
- Doctor
- Pilot
- Nurse
- Veterinarian



The Top five most common current job titles of Canadians:

- Manager
- Administrator
- Assistant
- Accountant
- Analyst



One third of Canadians say that they are now working at their current dream job.

Dream Jobs Change... of those who achieved their childhood dream job, only 4% are still working in it now.

Only 19% of people surveyed ever worked at their childhood dream job.



Source: <https://hiring.workopolis.com/article/living-the-dream-infographic/>

THE MOST SOUGHT AFTER SKILLS IN CANADA THINKOPOLIS

Canadians increasingly are adding more education to their resumes. But this IS NOT what employers are looking for. According to employers, it is on-the-job experience, interpersonal skills, and technical abilities that they want. And the soft skills outweigh the technical!

What do Canadian employers say candidates are lacking?

- | | |
|----------------------|-----------------|
| Experience 38% | Soft skills 29% |
| Technical skills 23% | Education 4% |



Digital literacy is evolving to include more advanced computer skills as well, as among the hottest of the up-and-coming skill requirements appearing in job postings are coding and social media savvy.

Source: <https://hiring.workopolis.com/article/viii-skills/>

The top ten digital literacy skills for rising demand

- HTML5
- Big data
- nosql
- jQuery
- Google Analytics
- Social media platforms
- Tableau
- MongoDB
- JSON
- Revit

2018 WORKFORCE WEEK

APRIL 23-27

The Labour Market Group is proud to present this week long series of events dedicated to raising awareness of local workforce opportunities!

Thursday, April 26
North Bay JOB FAIR taking place at The Grand Event Centre.



FOR A FULL SCHEDULE OF EVENTS VISIT: THELABOURMARKETGROUP.CA

The Labour Market Group is funded by

