

MONTHLY JOBS REPORT

FEBRUARY 2018

Nipissing District

There were 389 job postings recorded throughout February 2018. This is a significant increase; +17.2%, from the 332 jobs recorded in the previous month. The three year average for the month of February currently sits at 358 job postings; putting this February 8.8% higher than the average. 168 unique employers posted jobs in the month; slightly higher; +8.4%, than the three year February average of 155. Of the 389 job postings in the month 97.9% (381) were from online sources, 27.2% (106) requested some form of driver's license, 5.9% (23) required access to a personal vehicle; 18.3% (71) indicated that bilingualism was required and 31.6% (123) needed the candidate to clear a criminal record check.

389 Total Number of Job Postings **↑57** from Jan.

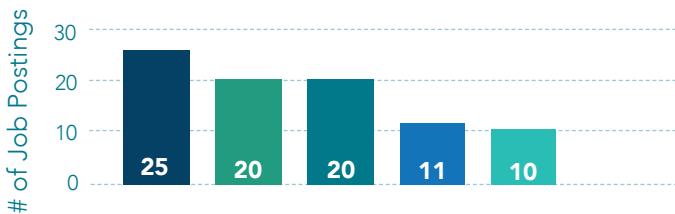
Parry Sound District

There were 108 job postings recorded throughout February 2018. This is a significant increase; +36.7%, from the 79 jobs recorded in the previous month. February 2018 is in-line; +2.2%, with the current 3-year February average of 106 recorded postings. 51 unique employers posted jobs in the month; slightly higher; +8.9%, than the three year February average of 56. Of the 108 job postings in the month 92.6% (100) were from online sources, 40.7% (44) requested some form of driver's license, 12.0% (13) required access to a personal vehicle; 0.9% (1) indicated that bilingualism was required and 17.6% (19) needed the candidate to clear a criminal record check.

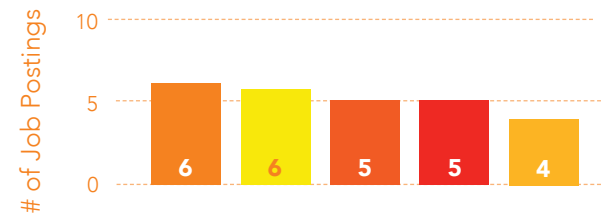
108 Total Number of Job Postings **↑29** from Jan.

* North American Industry Classification System (NAICS) is the system utilized by the governments of Canada, United States and Mexico in order to classify companies based on their primary functions/objectives.

Top 5 Employers Posting Jobs



Top 5 Employers Posting Jobs



Top 5 Industries Hiring (NAICS)



Top 5 Positions

- 25** Personal Support Worker / Care Aide
- 6** Child & Youth Worker / Counsellor
- 3** Early Childhood Educator / Education Worker
- 3** Camp Counsellor
- 3** Registered Practical Nurse

Top 5 Industries Hiring (NAICS)



Top 5 Positions

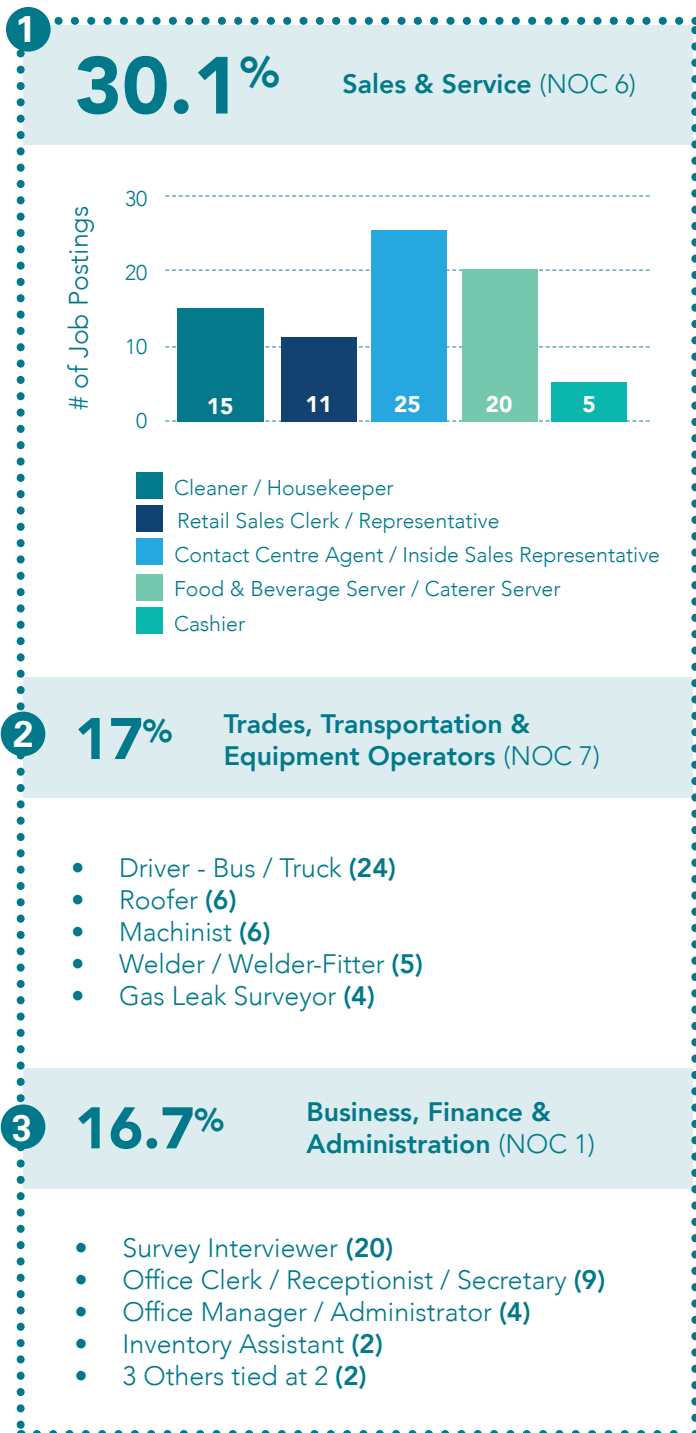
- 5** Food & Beverage Server / Waitress
- 4** Cook
- 3** Receptionist / Night Auditor
- 1** Cleaner
- 1** 2 others tied at 1

- 2 **13.6%** : Administrative & Support, Waste Management and Remediation Services (NAIC 56)
- 3 **12.6%** : Retail Trade (NAICS 44-45)
- 4 **10.3%** : Accommodation & Food Services (NAIC 72)
- 5 **8.5%** : Public Administration (NAIC 91)

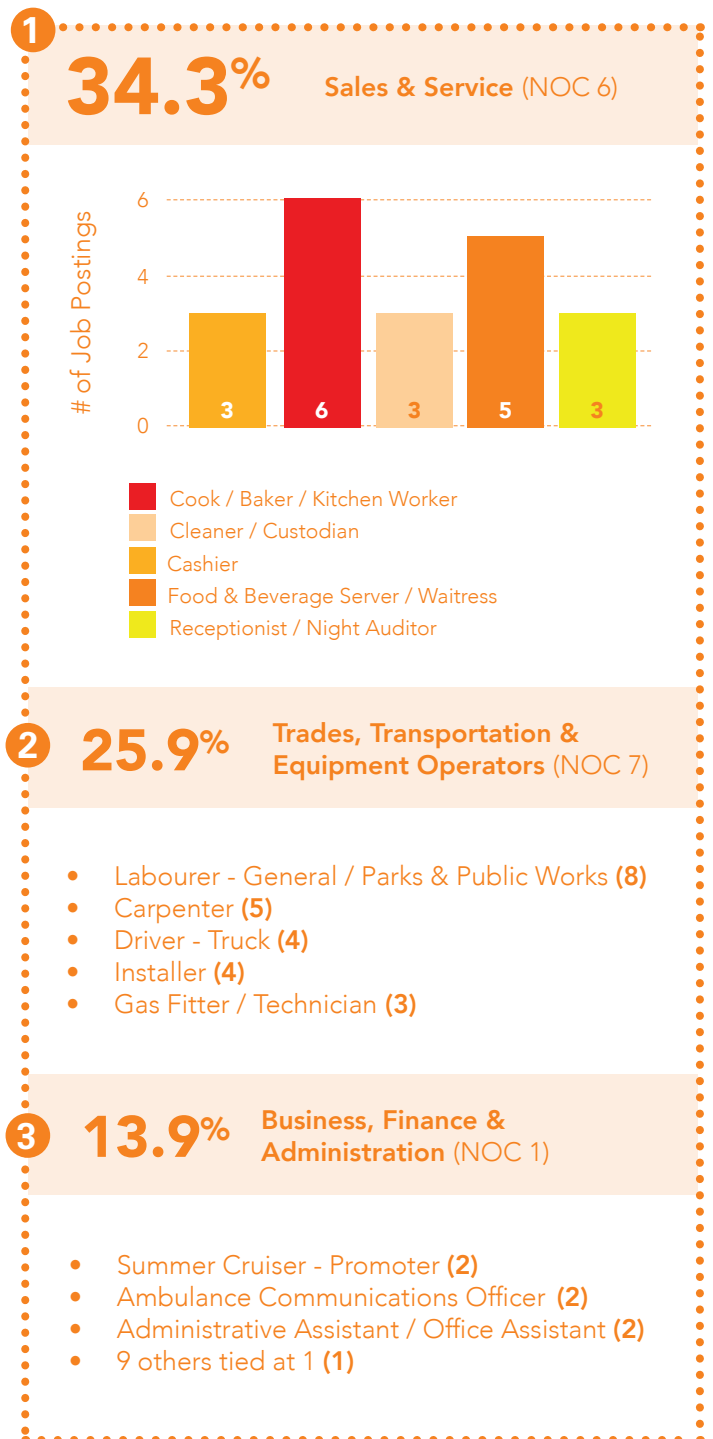
- 2 **13.9%** : Health Care & Social Assistance (NAIC 62)
- 3 **13.9%** : Retail Trade (NAICS 44-45)
- 4 **13%** : Manufacturing (NAICS 31-33)
- 5 **9.3%** : Construction (NAIC 23)

* National Occupation Classification (NOC) is the system utilized by the Government of Canada to organize occupations based on the primary job requirements and skill level.

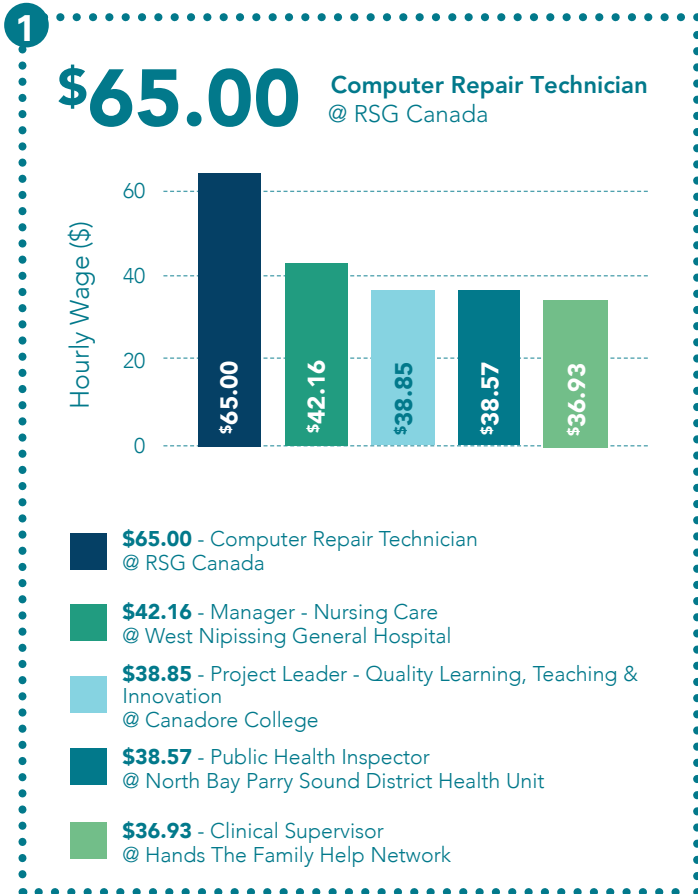
Top 3 Occupational Categories (NOC)



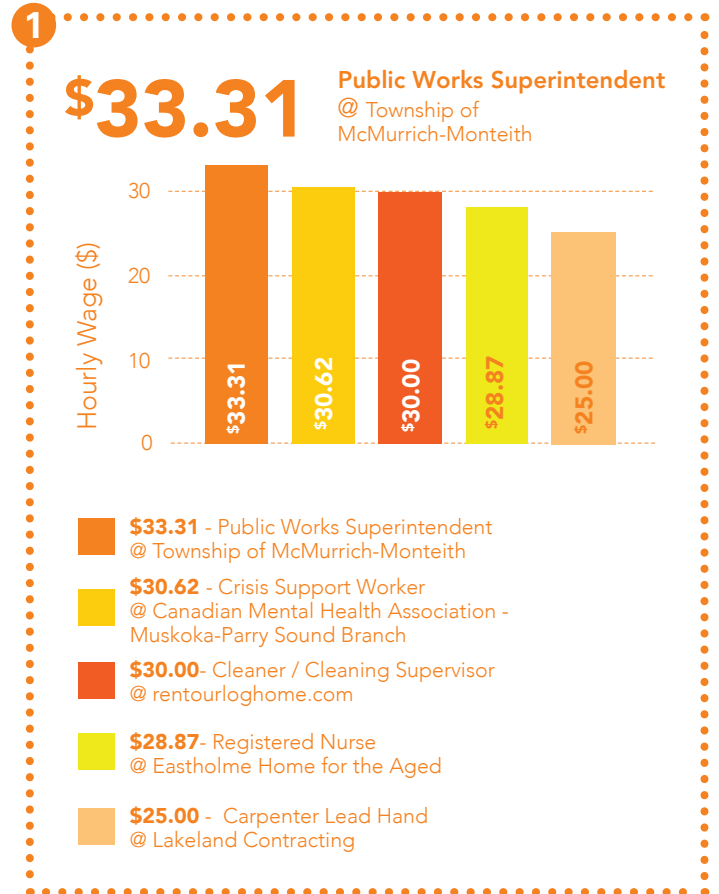
Top 3 Occupational Categories (NOC)



Highest Paying Posted Jobs By Hourly Wage



Highest Paying Posted Jobs By Hourly Wage



Highest Paying Posted Jobs By Annual Salary

1 **\$74,875**
Psychologist - Child
@ Hands the Family Help Network

2 **\$60,736**
Contract Services Inspector
@ Ministry of Transportation

3 **\$50,000**
Heating, Ventilation & Air Conditioning (HVAC) Mechanic
@ DenKar Controls Inc.

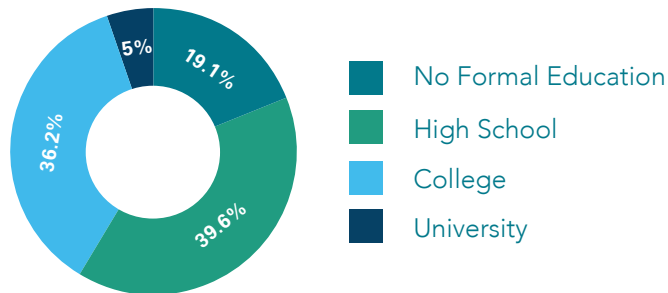
Highest Paying Posted Jobs By Annual Salary

1 **\$71,289**
Chief Building Official
@ Municipality of Callander

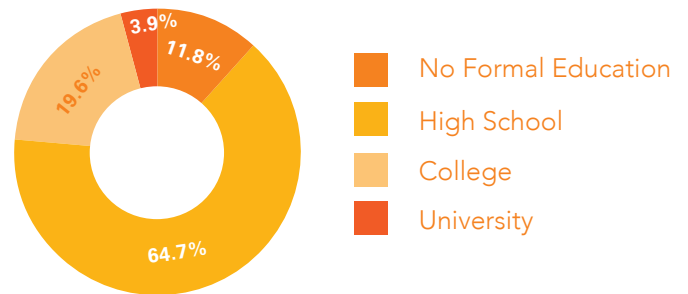
2 **\$55,055**
Planning Administrator
@ Municipality of Callander

2 **\$40,000**
Assistant Manager - Retail
@ Port Loring Home Building Centre

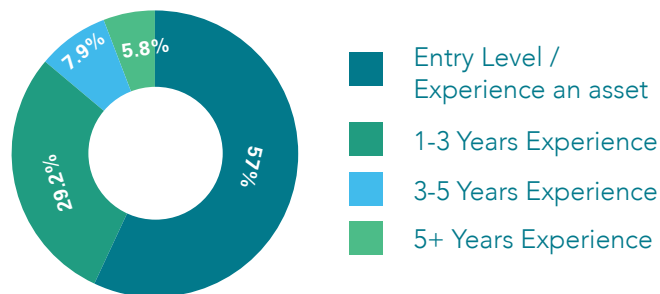
Educational Level Requested:



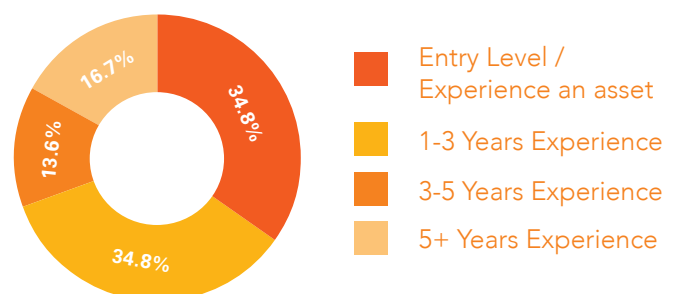
Educational Level Requested:



Required Experience Breakdown:



Required Experience Breakdown:



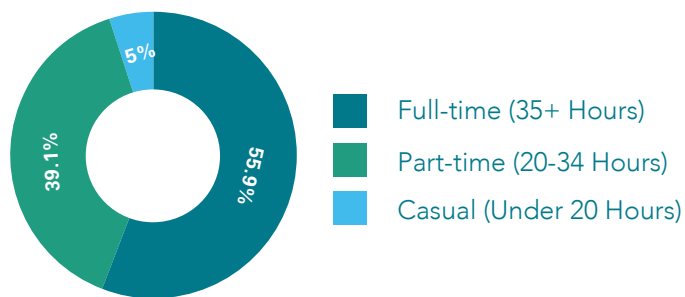
291

Postings listed experience requirements (74.8%)

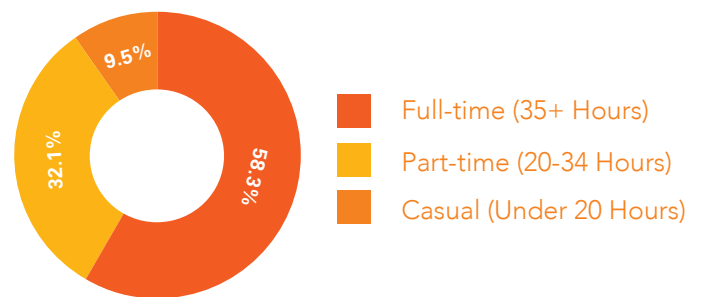
66

Postings listed experience requirements (61.1%)

Full-time / Part-time Breakdown



Full-time / Part-time Breakdown



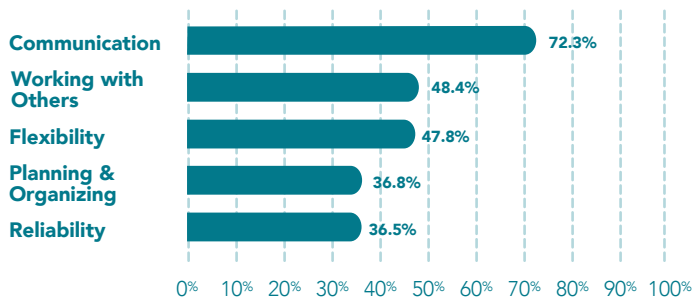
340

Postings listed hours offered (87.4%)

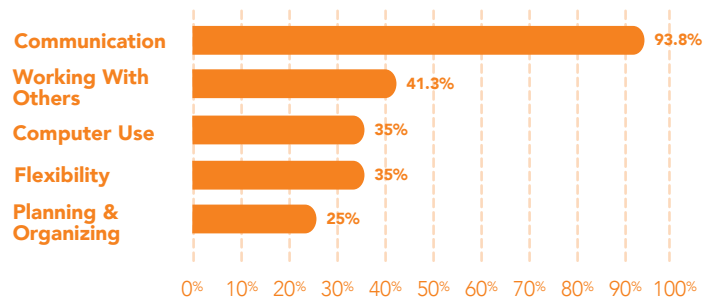
84

Postings listed hours offered (77.8%)

Top 5 Most Desired Soft Skills



Top 5 Most Desired Soft Skills



There were 389 job postings recorded throughout February 2018. This is a significant increase; +17.2%, from the 332 jobs recorded in the previous month. The three year average for the month of February currently sits at 358 job postings; putting this February 8.8% higher than the average. 168 unique employers posted jobs in the month; slightly higher; +8.4%, than the three year February average of 155. Of the 389 job postings in the month 97.9% (381) were from online sources, 27.2% (106) requested some form of driver's license, 5.9% (23) required access to a personal vehicle; 18.3% (71) indicated that bilingualism was required and 31.6% (123) needed the candidate to clear a criminal record check.

There were 108 job postings recorded throughout February 2018. This is a significant increase; +36.7%, from the 79 jobs recorded in the previous month. February 2018 is in-line; +2.2%, with the current 3-year February average of 106 recorded postings. 51 unique employers posted jobs in the month; slightly higher; +8.9%, than the three year February average of 56. Of the 108 job postings in the month 92.6% (100) were from online sources, 40.7% (44) requested some form of driver's license, 12.0% (13) required access to a personal vehicle; 0.9% (1) indicated that bilingualism was required and 17.6% (19) needed the candidate to clear a criminal record check.

The average starting hourly wage for jobs posted in February (224 listed) was \$17.01/hour. This figure is slightly higher; +4.0%, than the current 12-month average of \$16.35/hour. Of the 224 postings which listed a starting hourly wage 43.8% (98) were starting at minimum wage (\$14.00/hour). The average starting annual salary (20 listed) in February was \$43,074.20/year. This is slight below; -7.0%, the current 12-month average of \$46,322.67/year.

The average starting hourly wage for jobs posted in February (36 listed) was \$17.50/hour. This figure is slightly higher; +9.3%, than the current 12-month average of \$16.01/hour. Of the 36 postings which listed a starting hourly wage 47.2% (17) were starting at minimum wage (\$14.00/hour). The average starting annual salary (7 listed) in February was \$34,351.00/year. This is significantly below; -17.9%, the current 12-month average of \$41,833.67/year.

The greatest number of job postings were for positions in the Health Care and Social Assistance (NAICS-62) industry with 15.7% (61) of the overall postings in the month. This does represent a small 2.4% increase from the previous month where this industry saw 13.3% of the job postings. The largest month-over-month increase in job posting representation; +4.3%, was for the Arts, Entertainment and Recreation (NAICS-71) industry with the largest month-over-month increase in job posting representation; -4.3%, belonging to the Retail Trade (NAICS-44-45) industry.

There was a three-way tied amongst industries with the greatest number of job postings in the month. Accommodation and Food Services (NAICS-72), Health Care and Social Assistance (NAICS-62) and Retail Trade (NAICS-44-45) saw 15 (13.9%) job postings each. The Accommodation and Food Services industry along with the Transportation and Warehousing (NAICS-48-49) industry saw significant drops; -11.4% and -10.8% respectively, in their representation of job postings amongst all major industry classifications. The greatest month-over-month increase; +9.2%, in job posting representation was in the Manufacturing (NAICS-31-33) industry; now representing 13.0% of all job postings.

WHAT IS THE LMG MONTHLY JOBS REPORT?

This Jobs Report is a monthly publication produced by The Labour Market Group. Each month we compile a list of jobs that were posted or advertised through a variety of sources in our community. This report provides current, key information about job postings in the Nipissing & Parry Sound districts. Job postings were gathered online from www.jobbank.gc.ca, www.indeed.ca, and www.wowjobs.ca, and the North Bay & District Jobs Facebook page. They were also gathered from our local newspapers including: Almaguin News, Parry Sound North Star, North Bay Nugget, Mattawa Recorder, and West Nipissing Tribune. The job postings in this study are by no means an exhaustive list of every available job during the collection period. It is simply a tally of jobs posted from the sources listed above. For more clarification on the collection process of this Jobs report, please contact info@thelabourmarketgroup.ca. We would be more than happy to review our process with you!

² Includes placement agencies, employment service providers and temporary agencies postings which could otherwise fall under other industries but actual employers are unknown at this time.

³ HGS and Zedd both post very frequently and state they are looking for large numbers of employees. As a result only 1 posting for each was considered

For more information & further details about local jobs, please contact :

The Labour Market Group
Toll Free: 1-877-223-8909
info@thelabourmarketgroup.ca



The Labour Market Group
Guiding partners to workforce solutions.