

MONTHLY JOBS REPORT

JANUARY 2018

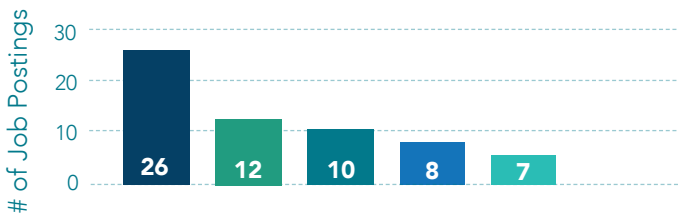
Nipissing District

There were 332 job postings recorded from various online and print media sources in January 2018. This figure is comparable; +0.9%, to the previous month total of 329 jobs. The number of job postings in January was significantly lower; -12.1%, than the 3-year January average of 378. 162 unique employers posted jobs in January which matches the 3-year January average. Of the 332 job postings in the month 95.8% (318) were discovered through online sources, 30.7% (102) required some form of driver's license, 10.8% (36) needed access to a personal vehicle, 11.1% (37) were seeking bilingual individuals and 31.9% (106) requested an individual who can provide a criminal record check.

332 Total Number of Job Postings **↑3** from Dec.

* North American Industry Classification System (NAICS) is the system utilized by the governments of Canada, United States and Mexico in order to classify companies based on their primary functions/objectives.

Top 5 Employers Posting Jobs



Top 5 Industries Hiring (NAICS)



Top 5 Positions

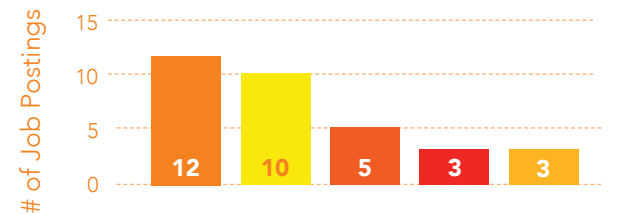
- 15** Retail Sales Clerk / Associate / Rep.
- 3** Store Manager / Assistant Store Manager
- 3** Shipper / Receiver / Stocker
- 2** Cashier
- 2** Home Services Representative

Parry Sound District

There were 79 job postings recorded from various online and print media sources in January 2018. This figure is significantly greater; +54.9%, to the previous month total of 51 jobs. The number of job postings in January was comparable; -6.3%, than the 3-year January average of 84. 38 unique employers posted jobs in January which is lower; -14.3%, than the 3-year January average of 44. Of the 79 job postings in the month 86.1% (68) were discovered through online sources, 35.4% (28) required some form of driver's license, 16.5% (13) needed access to a personal vehicle, 1.3% (1) were seeking bilingual individuals and 19.0% (15) requested an individual who can provide a criminal record check.

79 Total Number of Job Postings **↑28** from Dec.

Top 5 Employers Posting Jobs



Top 5 Industries Hiring (NAICS)



Top 5 Positions

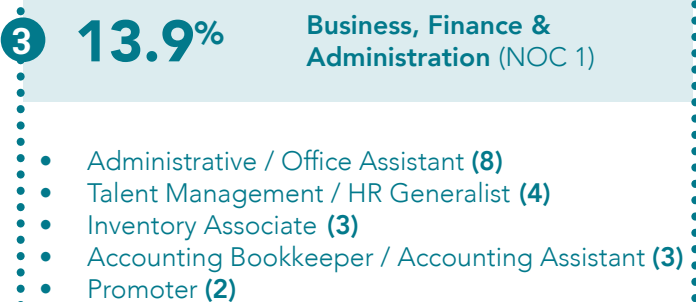
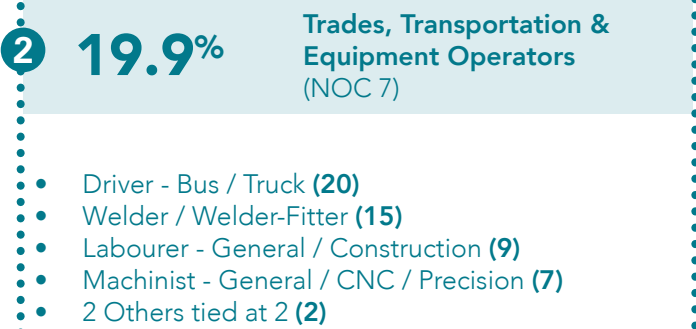
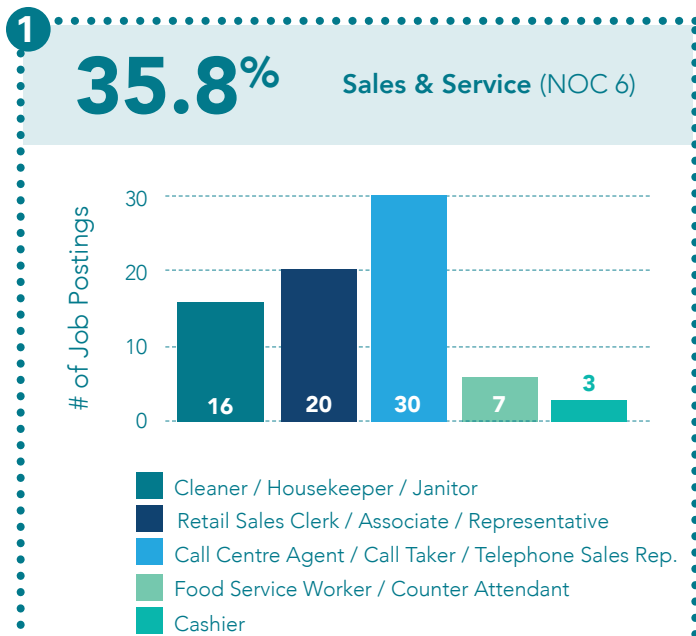
- 4** Child & Youth Worker / Social Worker
* Although this position would normally fall under Health Care & Social Assistance, these particular job postings were at a summer camp.
- 4** Housekeeper / Laundry Attendant
- 3** Cook / Kitchen Worker
- 2** Food & Beverage Server
- 2** Camp Counsellor

- 2 16% : Administrative & Support, Waste Management and Remediation Services (NAIC 56)
- 3 13.3% : Health Care & Social Assistance (NAIC 62)
- 4 11.7% : Manufacturing (NAICS 31-33)
- 5 8.4% : Transportation & Warehousing (NAICS 48-49)

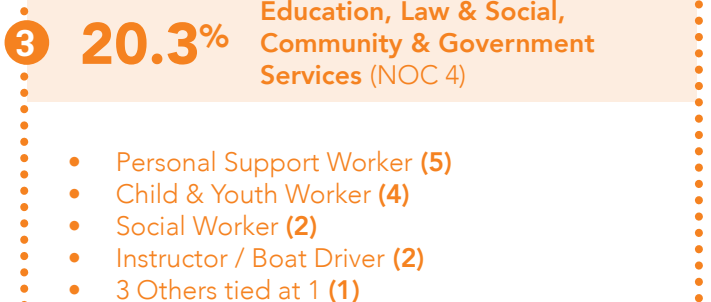
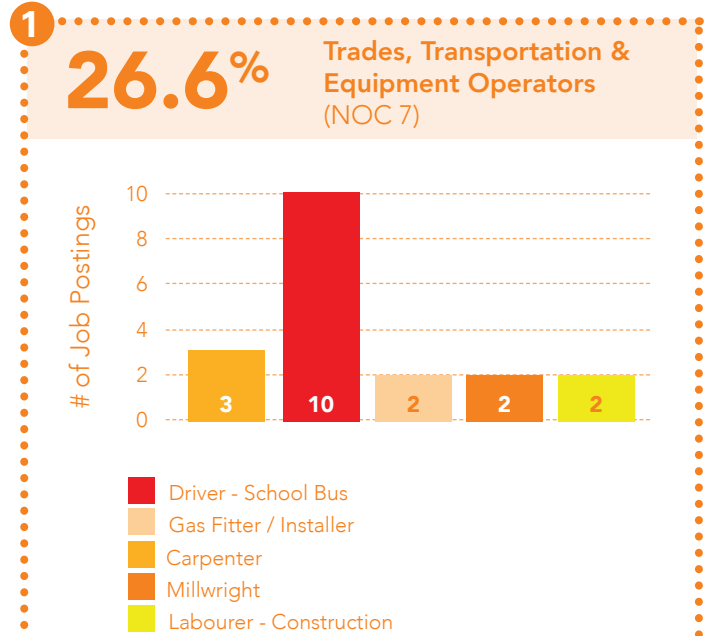
- 2 22.8% : Health Care & Social Assistance (NAIC 62)
- 3 12.7% : Transportation & Warehousing (NAICS 48-49)
- 4 8.9% : Construction (NAIC 23)
- 5 8.9% : Retail Trade (NAICS 44-45)

* National Occupation Classification (NOC) is the system utilized by the Government of Canada to organize occupations based on the primary job requirements and skill level.

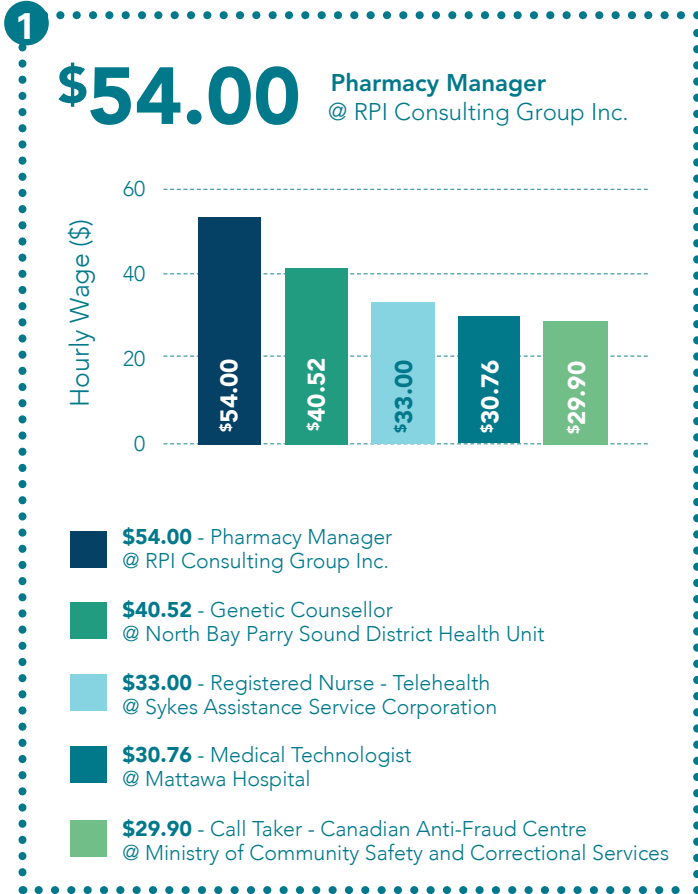
Top 3 Occupational Categories (NOC)



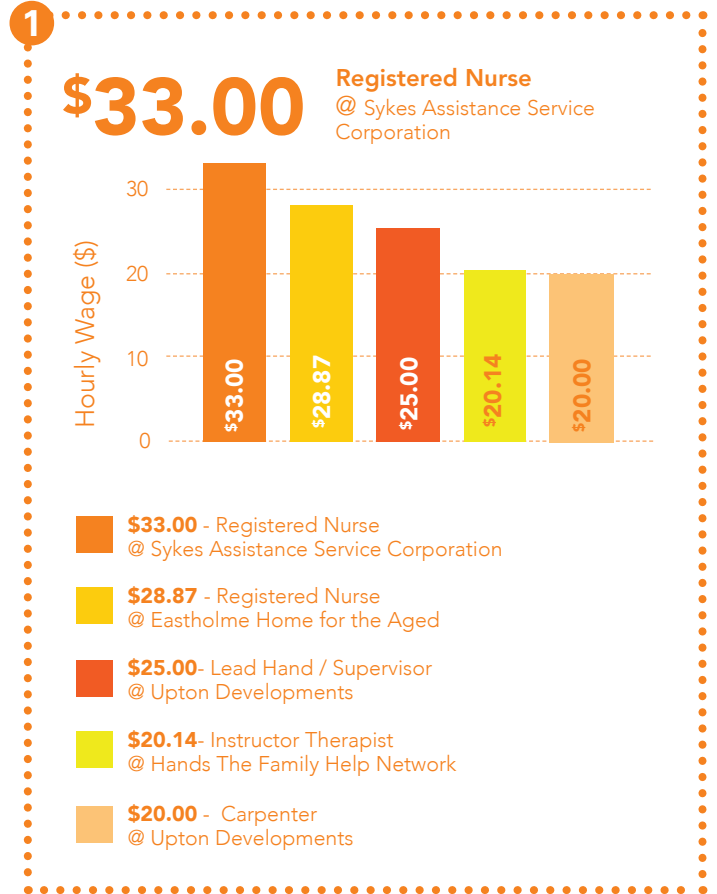
Top 3 Occupational Categories (NOC)



Highest Paying Posted Jobs By Hourly Wage



Highest Paying Posted Jobs By Hourly Wage



Highest Paying Posted Jobs By Annual Salary

1 **\$70,000**
Generalist - Organizational Development and Talent Management
@ Canadore College

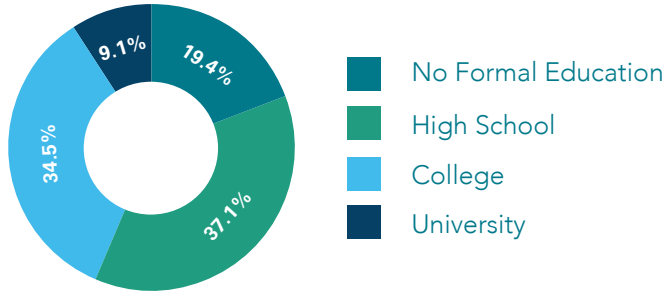
2 **\$65,401**
Supervisor - Conveyancing
@ Ministry of Transportation

3 **\$61,205**
Registered Nurse - Community Health
@ AIDS Committee of North Bay and Area

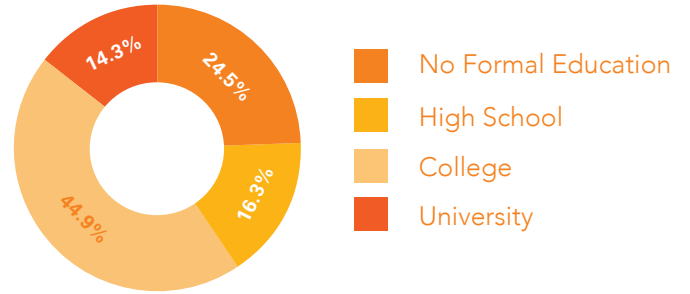
Highest Paying Posted Jobs By Annual Salary

1 **\$34,351**
Youth Worker (2 Postings)
@ Youthdale Treatment Centres

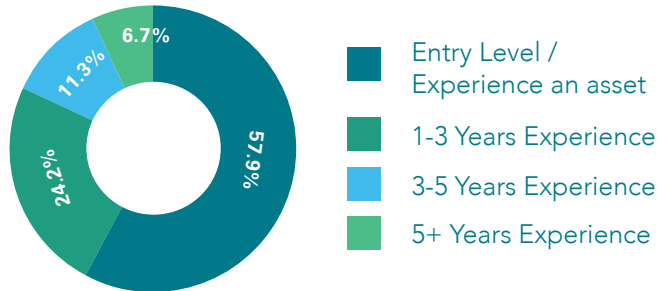
Educational Level Requested:



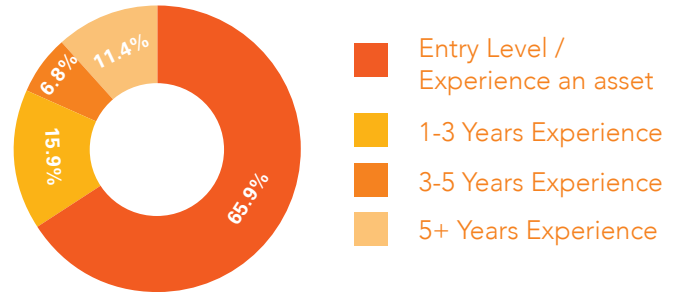
Educational Level Requested:



Required Experience Breakdown:



Required Experience Breakdown:



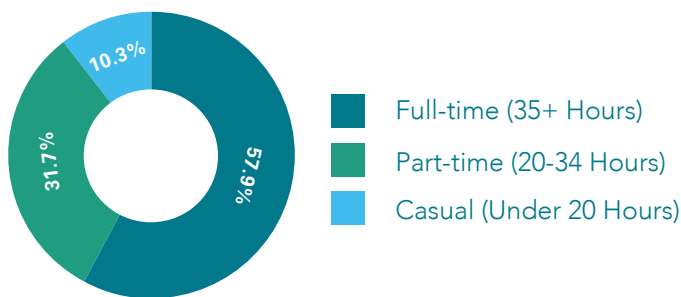
240

Postings listed experience requirements (72.3%)

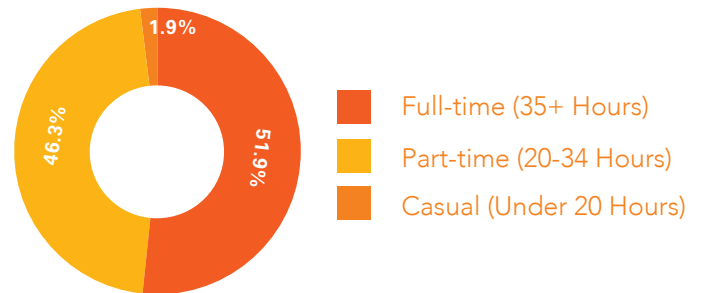
44

Postings listed experience requirements (55.7%)

Full-time / Part-time Breakdown



Full-time / Part-time Breakdown



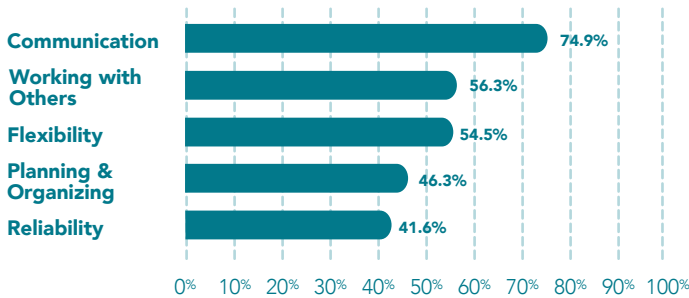
271

Postings listed hours offered (81.6%)

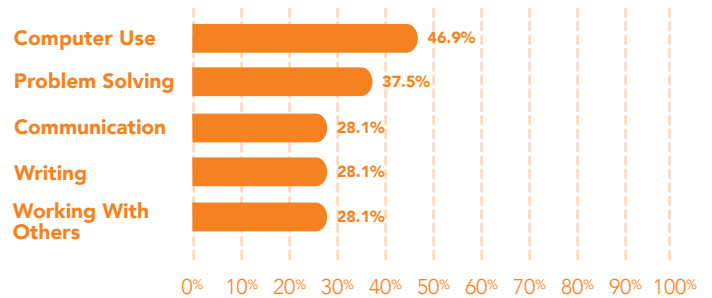
54

Postings listed hours offered (68.4%)

Top 5 Most Desired Soft Skills



Top 5 Most Desired Soft Skills



There were 332 job postings recorded from various online and print media sources in January 2018. This figure is comparable; +0.9%, to the previous month total of 329 jobs. The number of job postings in January was significantly lower; -12.1%, than the 3-year January average of 378. 162 unique employers posted jobs in January which matches the 3-year January average. Of the 332 job postings in the month 95.8% (318) were discovered through online sources, 30.7% (102) required some form of driver's license, 10.8% (36) needed access to a personal vehicle, 11.1% (37) were seeking bilingual individuals and 31.9% (106) requested an individual who can provide a criminal record check.

175 job postings listed a starting hourly wage and of those the average hourly wage was \$17.31/hour. This figure is notably higher; +5.9%, than the current 12-month average of \$16.34/hour. 21 job postings listed a starting annual salary of which the average was \$46,112.51/year. This average is comparable; -1.2%, to the current 12-month average of \$46,693.15/year.

The greatest number of job postings (56) were for positions within the Retail Trade (NAICS-44-45) industry. These jobs represented 16.9% of all the jobs posted in the month. Job posting for positions within the Administrative and Support, Wasted Management and Remediation Services (NAICS-56) industry were a close second with 53 posted jobs or 16.0% of the overall share. The Retail Trade industry saw the greatest increase; +5.6%, in month-over-month job posting share with the greatest decrease; -7.9%, within the Professional, Scientific and Technical Services (NAICS-54) industry which saw 12.8% of the overall jobs share in December to only 4.8% of the share in January.

WHAT IS THE LMG MONTHLY JOBS REPORT?

This Jobs Report is a monthly publication produced by The Labour Market Group. Each month we compile a list of jobs that were posted or advertised through a variety of sources in our community. This report provides current, key information about job postings in the Nipissing & Parry Sound districts. Job postings were gathered online from www.jobbank.gc.ca, www.indeed.ca, and www.wowjobs.ca, and the North Bay & District Jobs Facebook page. They were also gathered from our local newspapers including: Almaguin News, Parry Sound North Star, North Bay Nugget, Mattawa Recorder, and West Nipissing Tribune. The job postings in this study are by no means an exhaustive list of every available job during the collection period. It is simply a tally of jobs posted from the sources listed above. For more clarification on the collection process of this Jobs report, please contact info@thelabourmarketgroup.ca. We would be more than happy to review our process with you!

² Includes placement agencies, employment service providers and temporary agencies postings which could otherwise fall under other industries but actual employers are unknown at this time.

³ HGS and Zedd both post very frequently and state they are looking for large numbers of employees. As a result only 1 posting for each was considered

For more information & further details about local jobs, please contact :

The Labour Market Group
Toll Free: 1-877-223-8909
info@thelabourmarketgroup.ca



The Labour Market Group
Guiding partners to workforce solutions.