



## IN THIS EDITION

Ontario's Labour Market Shift

Jobs have POLARIZED

Wages have POLARIZED

Nipissing District: Percentage of persons in low-income

Parry Sound District: Percentage of persons in low-income

## VACANCY REPORT OCTOBER 2017

TOTAL NUMBER OF JOB POSTINGS

Nipissing **385**  
Parry Sound **99**

TOP INDUSTRY WITH VACANCIES

Nipissing  
Health Care and Social Assistance (21.6%)

Parry Sound  
Health Care and Social Assistance (20.2%)

To view the full report, visit our website [www.thelabourmarketgroup.ca](http://www.thelabourmarketgroup.ca)

T. 705.474.0812  
Toll Free 1.877.223.8909  
F. 705.474.2069

101, Worthington St. East  
Suite 238  
North Bay, Ontario

1, College Dr.  
Parry Sound, Ontario

The Labour Market Group is funded by

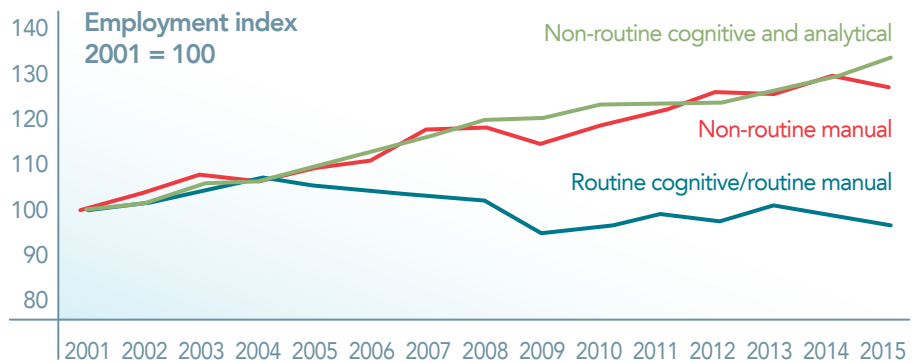


## ONTARIO'S LABOUR MARKET SHIFT 2001 TO 2015

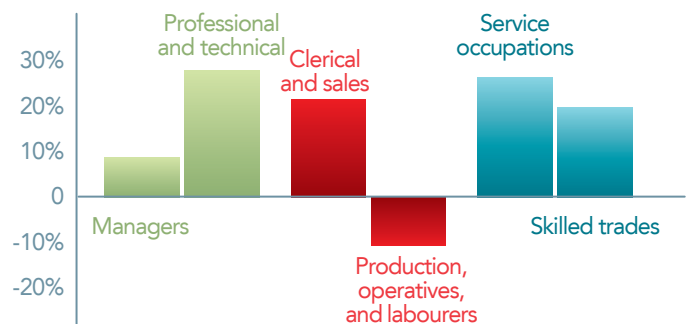


### Jobs have POLARIZED

Ontario experienced a period of job polarization between 2001 and 2015. **Polarization** means that the labour market has experienced a hollowing out of its typically medium-skilled, routine cognitive and manual occupations.



From 2001 to 2015, non-routine analytical and interactive occupations grew by **33%**, adding **820,000** jobs in Ontario.



Source: The Labour Market Shift: Training A Highly Skilled And Resilient Workforce In Ontario

LMG is pleased to present a job portal for the districts of Nipissing and Parry Sound.

**READY.  
SET.  
HIRED.**



There are currently **246** jobs available.

Find yours **TODAY!**  
[readysethired.ca](http://readysethired.ca)

All job vacancies recorded through the LMG monthly vacancy study will now be available in real time!

Questions or concerns? Feel free to contact us at [info@thelabourmarketgroup.ca](mailto:info@thelabourmarketgroup.ca)

T. 705.474.0812  
Toll Free 1.877.223.8909  
F. 705.474.2069

101 Worthington St. East  
Suite 238  
North Bay, Ontario

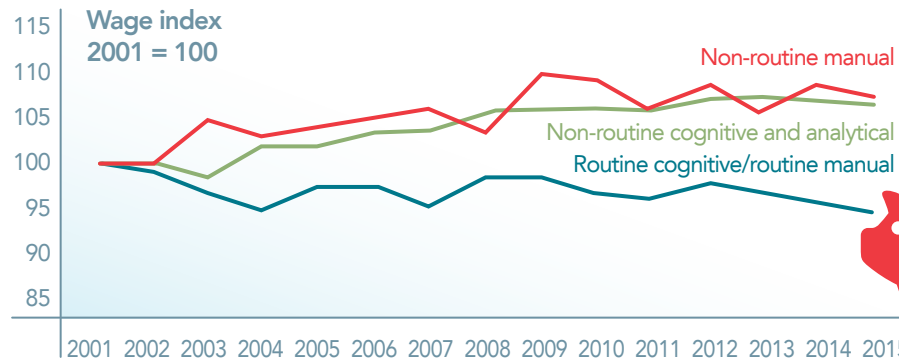
1 College Dr.  
Parry Sound, Ontario

The Labour Market Group is funded by



## Wages have POLARIZED

Wages in Ontario also polarized from 2001 to 2015. Median wages in routine cognitive occupations declined by 5 percent and have experienced a strong downward trajectory since 2012.



Source: The Labour Market Shift: Training A Highly Skilled And Resilient Workforce In Ontario

## Nipissing District: Percentage of persons in low-income

census subdivisions, 2015

<b>Canada</b>	<b>14.2</b>
<b>Ontario</b>	<b>14.4</b>
<b>Nipissing</b>	<b>17.2</b>
Calvin (Municipality)	23.3
Mattawa (Town)	23.0
Chisholm (Township)	20.7
Temagami (Municipality)	20.3
West Nipissing (Municipality)	19.6
Papineau-Cameron (Township)	19.4
North Bay (City)	17.2
Nipissing, Unorganized, North Part (Unorganized)	16.9
South Algonquin (Township)	15.2
Bonfield (Township)	14.7
East Ferris (Municipality)	7.7

**Low Income:** The income below which a family is likely to spend 20 percentage points more of its income on food, shelter and clothing than the average family.



Source: Statistics Canada focus on geography series.

## Parry Sound District: Percentage of persons in low-income

census subdivisions, 2015

<b>Canada</b>	<b>14.2</b>
<b>Ontario</b>	<b>14.4</b>
<b>Parry Sound</b>	<b>15.1</b>
South River (Village)	30.6
Burk's Falls (Village)	30.1
Joly (Township)	21.7
Parry Sound, Unorganized, Centre Part (Unorganized)	21.3
McMurrich/Monteith (Township)	20.4
Parry Sound (Town)	19.2
Sundridge (Village)	19.0
Magnetawan (Municipality)	18.8
Ryerson (Township)	18.6
Armour (Township)	18.1
Machar (Township)	17.1
Whitestone (Municipality)	16.5
Perry (Township)	15.8
Strong (Township)	15.4
Kearney (Town)	14.5
Nipissing (Township)	12.9
Powassan (Municipality)	11.1
Carling (Township)	10.9
McKellar (Township)	10.5
The Archipelago (Township)	9.8
Seguin (Township)	9.4
Callander (Municipality)	8.5
McDougall (Municipality)	7.8



**NIPISSING & PARRY SOUND DISTRICTS**

[www.thelabourmarketgroup.ca](http://www.thelabourmarketgroup.ca)