

MONTHLY VACANCIES REPORT

SEPTEMBER 2017

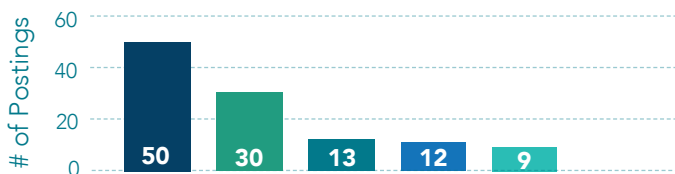
Nipissing District

September 2017 saw 444 vacancies recorded within Nipissing District. This represents a slight drop of -3.5% (-16) from the August figure of 460 vacancies. The September 2017 figure is; however, in line with the September average over the last 3 years of 450 vacancies; or -1.3%. 199 Unique employers posted vacancies within September, one less than the 200 unique employers who advertised vacancies in August. Of the 444 vacancies 96.4% (428) were found through online source, 11.3% (50) requested a bilingual individual and 23.2% (103) required some form of driver's license.

444 Total Number of Job Postings **↓ 16** from Aug.

* North American Industry Classification System (NAICS) is the system utilized by the governments of Canada, Unites States and Mexico in order to classify companies based on their primary functions/objectives.

Top 5 Employers Posting Vacancies



Top 5 Industries Hiring (NAICS)



Top 5 Positions

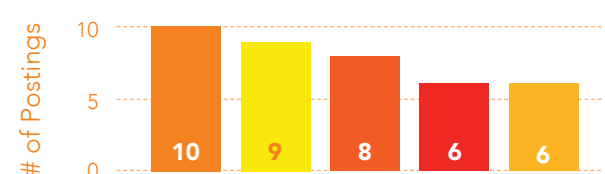
- 65** Call Centre Agent (Inbound/Outbound)
- 15** Inside Sales Representative
- 7** Cleaner / Cleaning Supervisor
- 2** Inventory Associate
- 1** 2 Others Tied at 1

Parry Sound District

There were 127 vacancies reported for the Parry Sound District in the month of September. This represents a substantial increase; +21.0%, from August when 105 vacancies were recorded. This figure is also significantly higher; +20.2% than the 3-year September monthly average of 106 vacancies. 55 unique employers posted vacancies in September. This is 7 fewer employers than the previous month. Of the 127 vacancies in September 88.2% (112) were discovered through online sources, 1.6% (2) required a bilingual individual and 32.3% (41) required some form of driver's license.

127 Total Number of Job Postings **↑ 22** from Aug.

Top 5 Employers Posting Vacancies



Top 5 Industries Hiring (NAICS)



Top 5 Positions

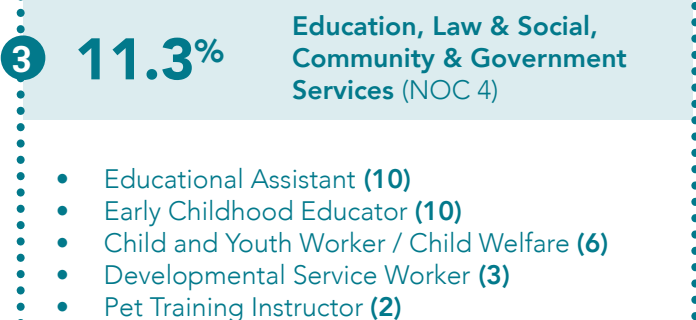
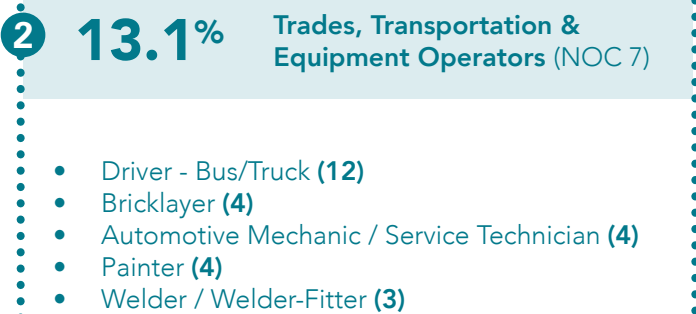
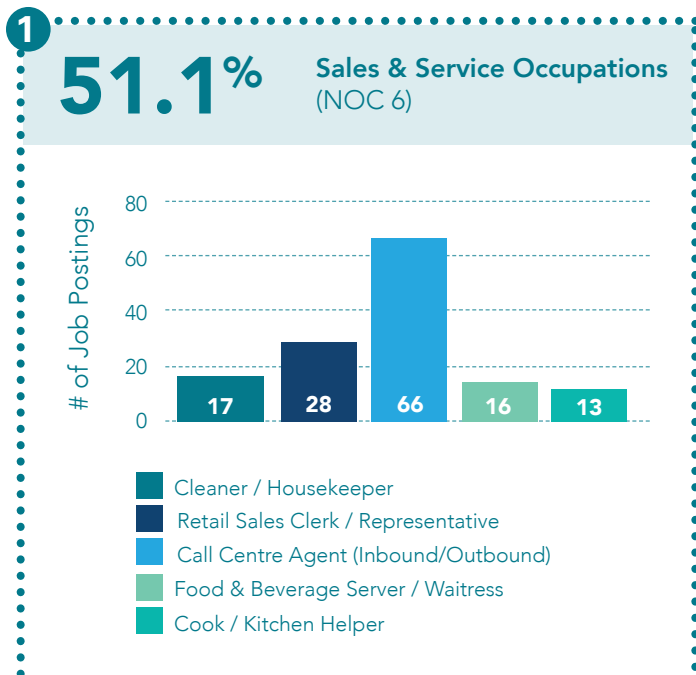
- 4** Clinical Care Coordinator
- 3** Child & Youth Worker
- 3** Personal Support Worker / Health Care Aid
- 2** Counsellor
- 2** Registered Nurse

- 2 **18.2%** : Retail Trade (NAICS 44-45)
- 3 **13.7%** : Health Care & Social Assistance (NAIC 62)
- 4 **12.2%** : Accommodation & Food Services (NAIC 72)
- 5 **6.5%** : Professional, Scientific & Tech Services (NAIC 54)

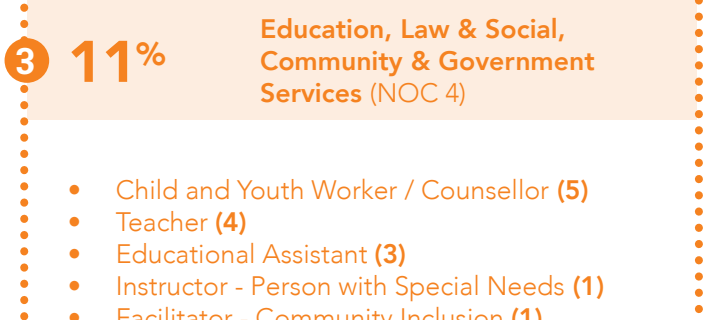
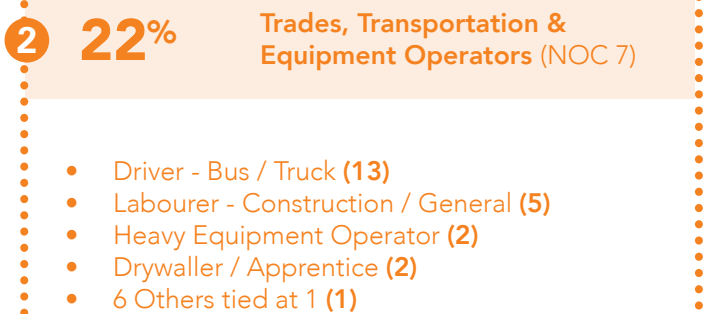
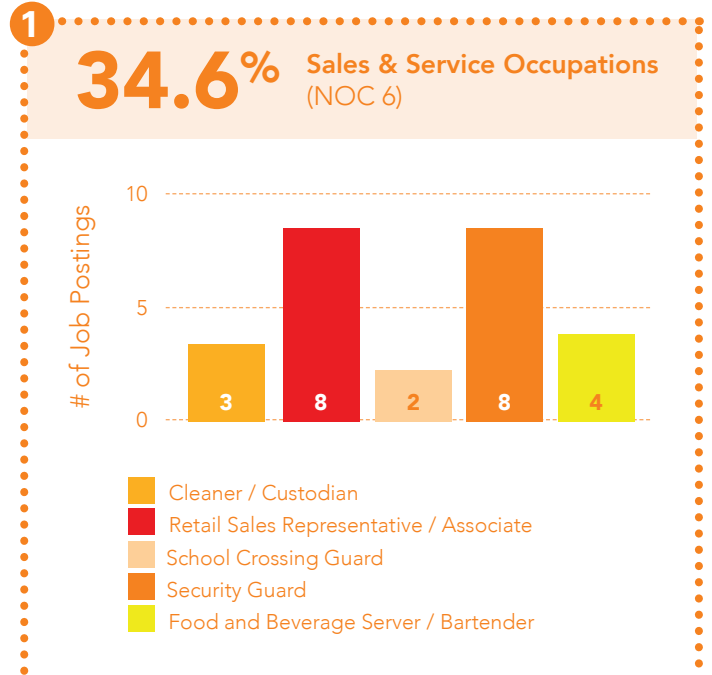
- 2 **15.7%** : Retail Trade (NAICS 44-45)
- 3 **9.4%** : Transportation & Warehousing (NAICS 48-49)
- 4 **9.4%** : Accommodation & Food Services (NAIC 72)
- 5 **7.9%** : Construction (NAIC 23)

* National Occupation Classification (NOC) is the system utilized by the Government of Canada to organize occupations based on the primary job requirements and skill level.

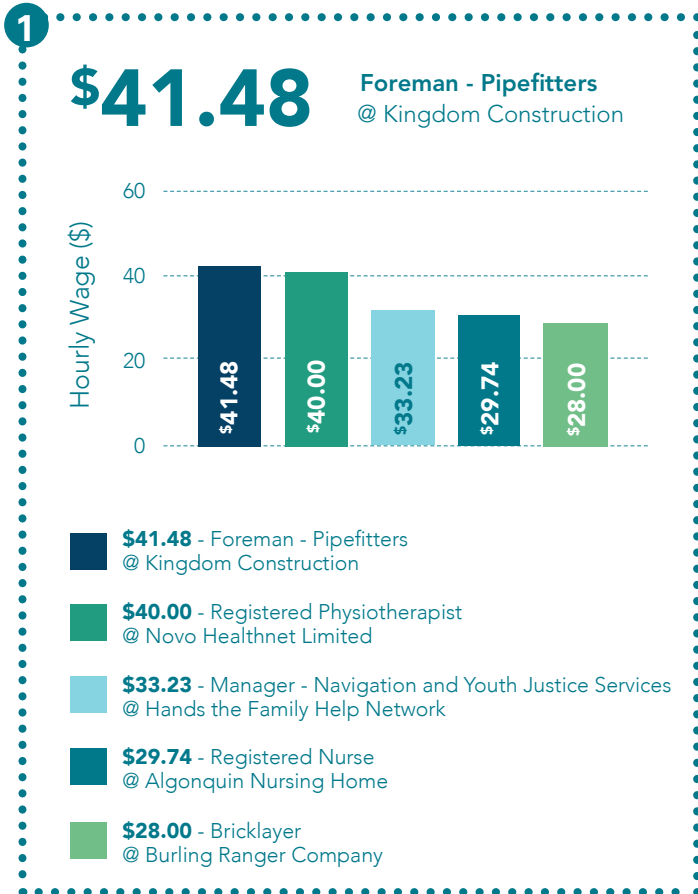
Top 3 Occupational Categories (NOC)



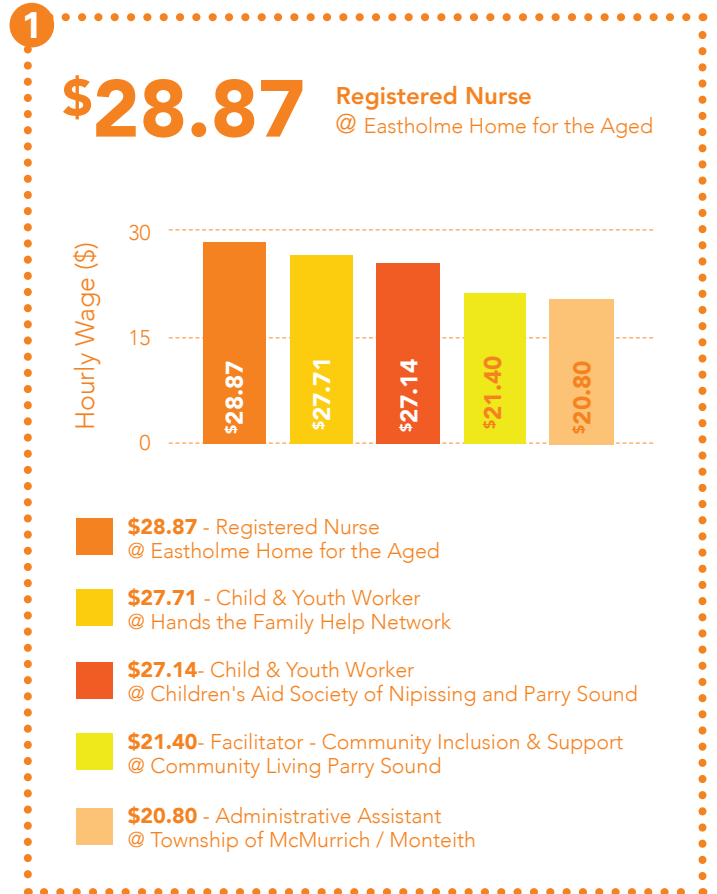
Top 3 Occupational Categories (NOC)



Highest Paying Jobs By Hourly Wage



Highest Paying Jobs By Hourly Wage



Highest Paying Jobs By Annual Salary

1 **\$75,000**
Superintendent - Construction Project
@ Kingdom Construction

2 **\$70,000**
Foreman - Construction
@ Kingdom Construction

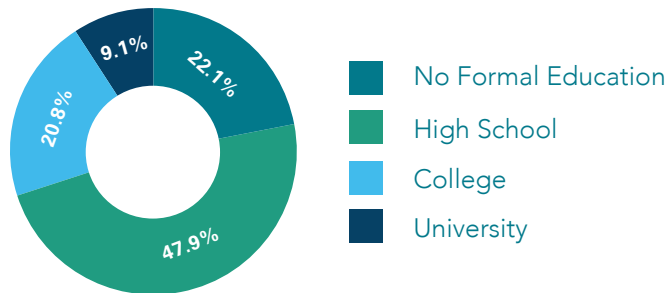
3 **\$60,866**
Counsellor - CONNECT
@ Canadian Hearing Society

Highest Paying Jobs By Annual Salary

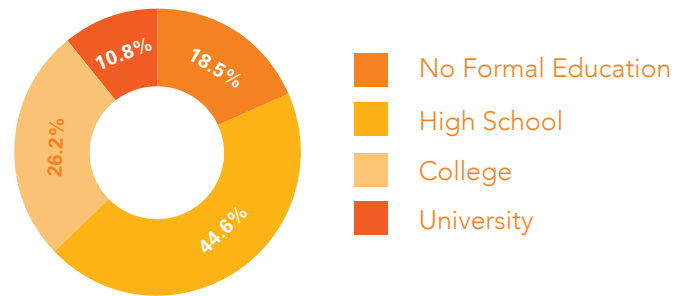
1 **\$32,500**
Child & Youth Worker
@ Youthdale Treatment Centres

2 **\$15,000**
Labourer - Roofing
@ Mullen Roofing

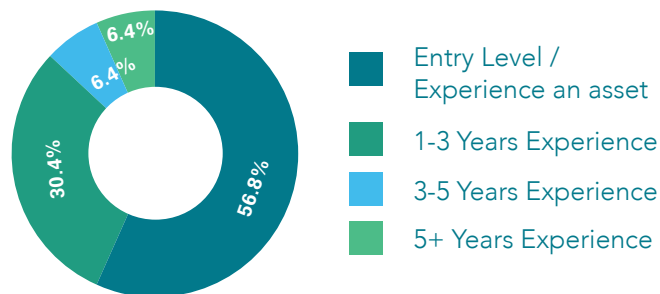
Educational Level Requested:



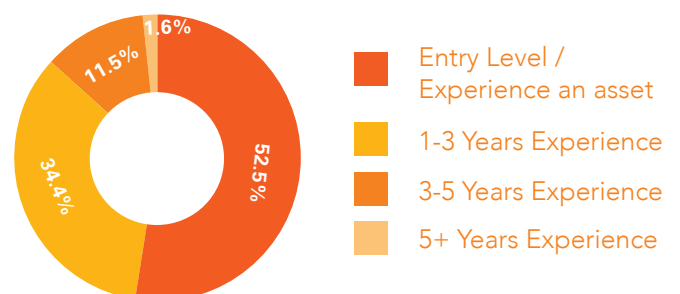
Educational Level Requested:



Required Experience Breakdown:



Required Experience Breakdown:



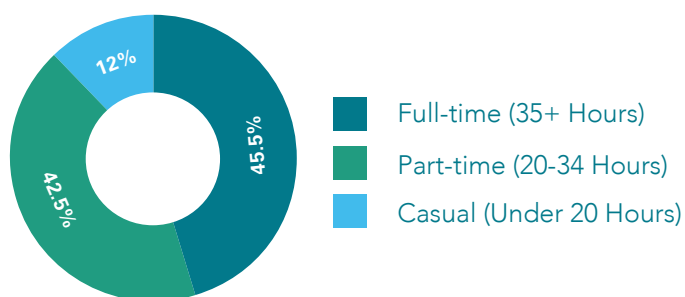
329

Postings listed experience requirements (74.1%)

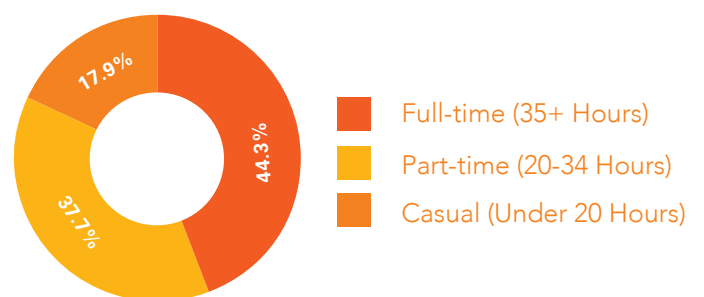
61

Postings listed experience requirements (48%)

Full-time / Part-time Breakdown



Full-time / Part-time Breakdown



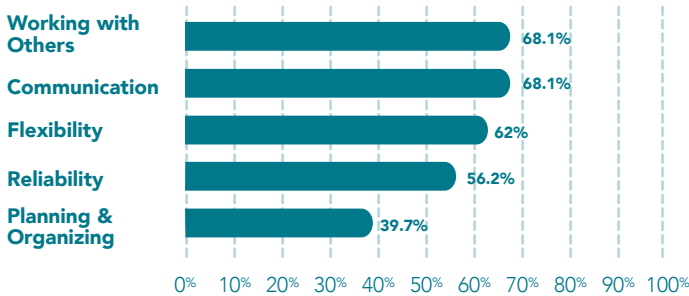
391

Postings listed hours offered (88.1%)

106

Postings listed hours offered (83.5%)

Top 5 Most Desired Soft Skills



September 2017 saw 444 vacancies recorded within Nipissing District. This represents a slight drop of -3.5% (-16) from the August figure of 460 vacancies. The September 2017 figure is, however, in line with the September average over the last 3 years of 450 vacancies; or -1.3%. 199 Unique employers posted vacancies within September, one less than the 200 unique employers who advertised vacancies in August. Of the 444 vacancies 96.4% (428) were found through online source, 11.3% (50) requested a bilingual individual and 23.2% (103) required some form of driver's license.

The average starting hourly wage offered for vacancies in September was \$14.59/hour. This figure is significantly below; -10.8%, the current 12-month average of \$16.35/hour. Vacancies which posted annual salaries came in at an average of \$43,815.79/year. This is only slightly below; -5.2%, the current 12-month average of \$46,236.77/year.

One in every five; 20.5%, vacancies recorded in September were for positions within the Administrative and Support, Waste Management and Remediation Services (NAICS-56) industry; a modest increase from the previous month where this industry saw 17.6% of the vacancy share. The most noteworthy change in vacancy share was for vacancies within the Health Care and Social Services (NAICS-62) industry which dropped from 20.7% of the vacancy share in August to 13.7% of the share in September.

Job postings were gathered online from www.jobbank.gc.ca, www.indeed.ca, and www.wowjobs.ca, and the North Bay & District Jobs Facebook page. They were also gathered from our local newspapers including: Almaguin News, Parry Sound North Star, North Bay Nugget, Mattawa Recorder, and West Nipissing Tribune.

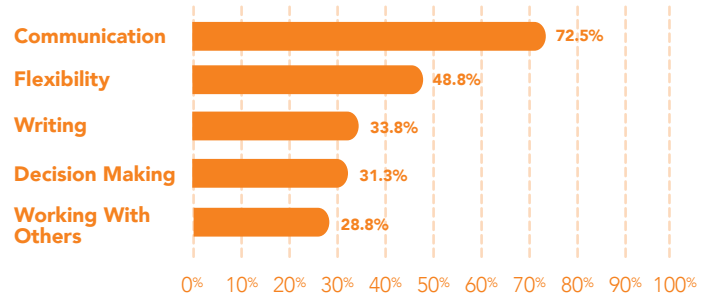
² Includes placement agencies, employment service providers and temporary agencies postings which could otherwise fall under other industries but actual employers are unknown at this time.

³ HGS and Zedd both post very frequently and state they are looking for large numbers of employees. As a result only 1 posting for each was considered

For more information & further details about local vacancies, please contact :

The Labour Market Group
Toll Free: 1-877-223-8909
info@thelabourmarketgroup.ca

Top 5 Most Desired Soft Skills



There were 127 vacancies reported for the Parry Sound District in the month of September. This represents a substantial increase; +21.0%, from August when 105 vacancies were recorded. This figure is also significantly higher; +20.2% than the 3-year September monthly average of 106 vacancies. 55 unique employers posted vacancies in September. This is 7 fewer employers than the previous month. Of the 127 vacancies in September 88.2% (112) were discovered through online sources, 1.6% (2) required a bilingual individual and 32.3% (41) required some form of driver's license.

The average hourly starting wage offered for vacancies in September was \$16.72/hour. This is slightly up; +2.3%, from the previous month figure of \$16.34/hour and also slightly higher than the current 12-month average of \$16.11/hour. There was insufficient data in regards to average annual salary to make the figure of \$23,750/year reliable.

The Health Care and Social Assistance (NAICS-62) industry led the way with 18.9% (24) of the overall vacancy share in the month with the Retail Trade (NAICS-44-45) industry following closely at 15.7% (20) of the share. The greatest increase in vacancy share of +7.9% was for vacancies in the Educational Services (NAICS-61) industry with the greatest decrease of -5.8% being for vacancies in the Accommodation and Food Services (NAICS-72) industry.