

MONTHLY VACANCIES REPORT

AUGUST 2017

Nipissing District

There were 460 vacancies posted for the Nipissing District in the month of August. This represents a drop of 31 vacancies; or -6.3%, from July. This figure is also slightly lower; -4.3%, from the 3-year monthly average for the month August of 481 vacancies. Of these 460 vacancies 428 (93.0%) were discovered via online sources, 23 (5.0%) required a bilingual individual and 132 (28.7%) requested some form of a driver's license. 200 unique employers posted vacancies this month. This is comparable; -3.5%, from the 3-year monthly average for the month of August of 207.

460 Total Number of Job Postings **↓31** from Jul.

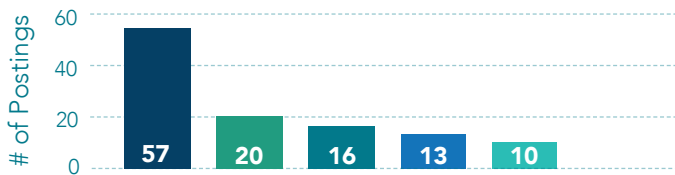
Parry Sound District

There were 105 vacancies posted for the Parry Sound District in the month of August. This represents a drop of 4 vacancies; or -3.7%, from July. This figure is also notable lower; -9.7%, from the 3-year monthly average for the month August of 116 vacancies. Of these 105 vacancies 96 (91.4%) were discovered via online sources, 1 (1.0%) required a bilingual individual and 26 (24.7%) requested some form of a driver's license. 105 unique employers posted vacancies this month. This is comparable; +1.1%, from the 3-year monthly average for the month of August of 61.

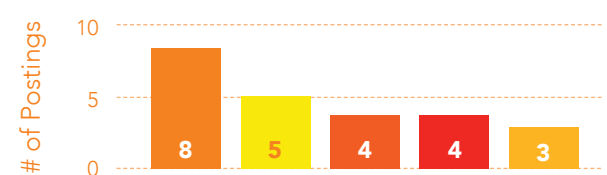
105 Total Number of Job Postings **↓4** from Jul.

* North American Industry Classification System (NAICS) is the system utilized by the governments of Canada, Unites States and Mexico in order to classify companies based on their primary functions/objectives.

Top 5 Employers Posting Vacancies



Top 5 Employers Posting Vacancies



Top 5 Industries Hiring (NAICS)

1 **20.7%** Health Care & Social Assistance (NAIC 62) of all vacancies

Top 5 Positions

- 17** Personal Support Worker / Health Care Aide
- 13** Counsellor / Social Worker
- 6** Registered Nurse
- 6** Registered Practical Nurse
- 6** Developmental Service Worker

Top 5 Industries Hiring (NAICS)

1 **17.1%** Retail Trade (NAICS 44-45) of all vacancies

Top 5 Positions

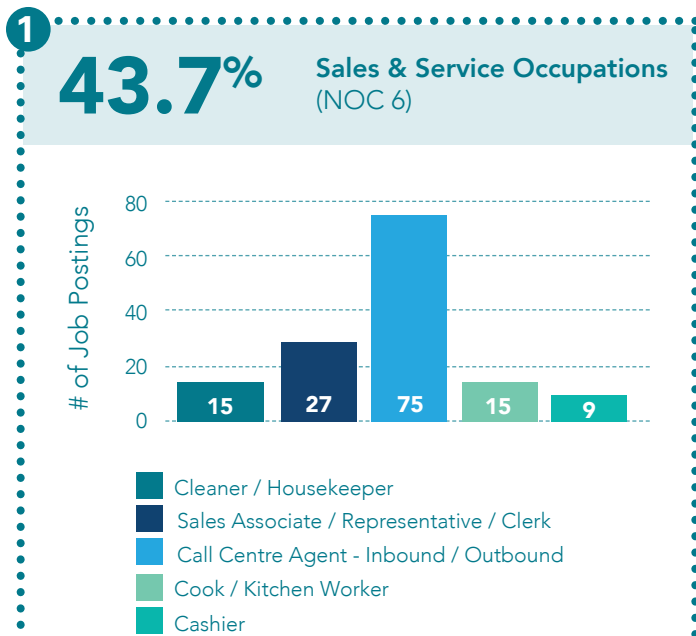
- 9** Sales Associate / Representative / Clerk
- 3** Cashier
- 2** Merchandiser
- 1** 4 Others Tied at 1

- 2 **17.6%** : Retail Trade (NAICS 44-45)
- 3 **17.6%** : Admin. & Support, Waste Management & Remediation Services (NAIC 56)
- 4 **9.6%** : Accommodation & Food Services (NAIC 72)
- 5 **6.1%** : Transportation & Warehousing (NAICS 48-49)

- 2 **15.2%** : Health Care & Social Assistance (NAIC 62)
- 3 **15.2%** : Accommodation & Food Services (NAIC 72)
- 4 **11.4%** : Construction (NAIC 23)
- 5 **9.5%** : Manufacturing (NAICS 31-33)

* National Occupation Classification (NOC) is the system utilized by the Government of Canada to organize occupations based on the primary job requirements and skill level.

Top 3 Occupational Categories (NOC)



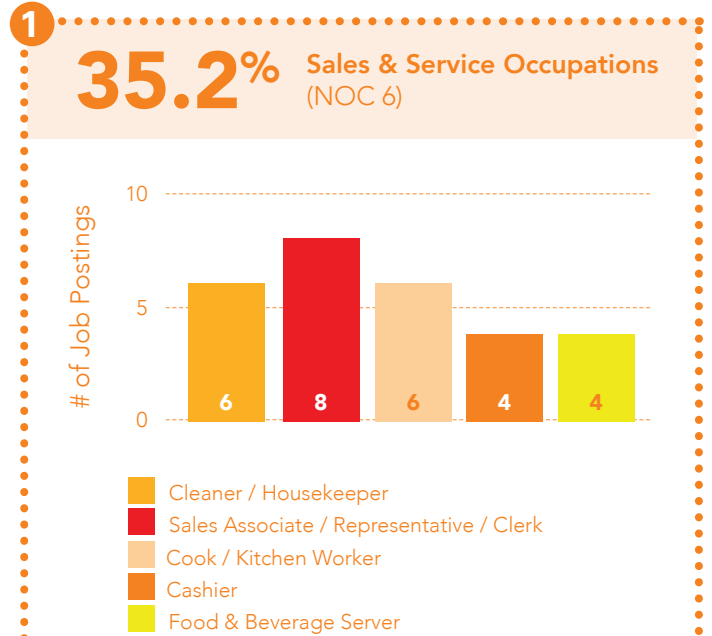
2 **15%** Trades, Transportation & Equipment Operators (NOC 7)

- Driver - Truck / Bus (23)
- Automotive Service Technician / Apprentice (7)
- Labourer - General / Construction (4)
- Installer - Window / Siding (4)
- Mover (3)

3 **11.3%** Business, Finance & Administration (NOC 1)

- Office Administration / Clerk / Receptionist (14)
- Accountant / Payroll Clerk (4)
- Dispatcher (2)
- Human Resource Coordinator (2)
- Inventory Associate (2)

Top 3 Occupational Categories (NOC)



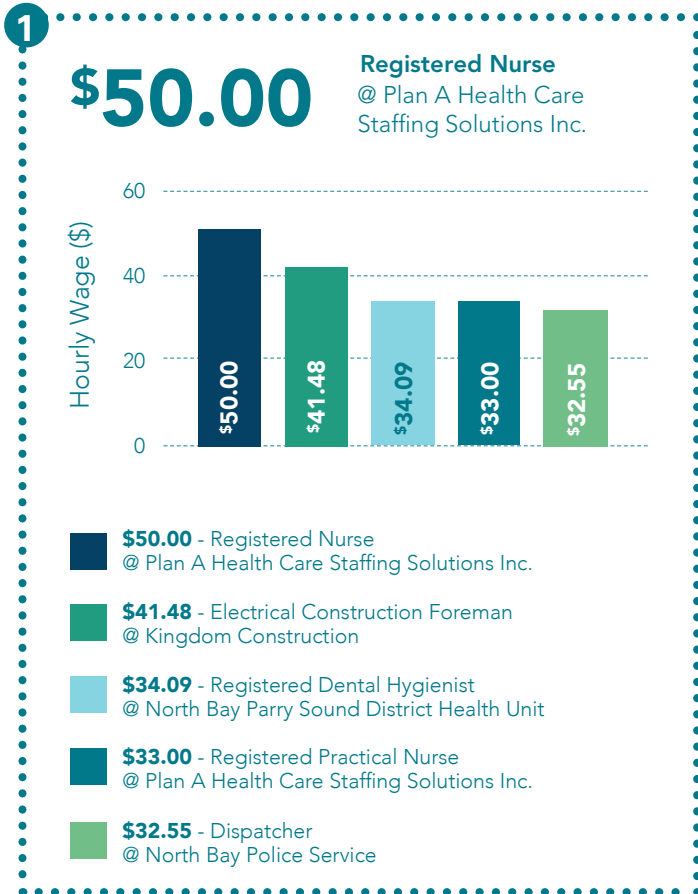
2 **22.9%** Trades, Transportation & Equipment Operators (NOC 7)

- Labourer - Construction / General (4)
- Carpenter / Carpenter's Helper (3)
- Marine Repair Technician (2)
- Automotive Service Technician (2)
- Gas Fitter (2)

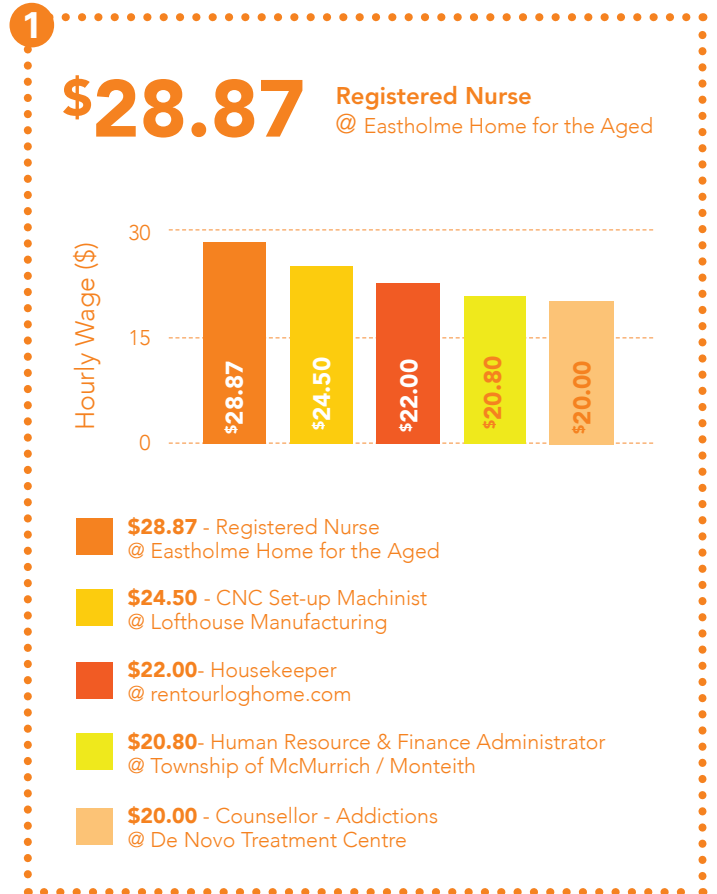
3 **12.4%** Business, Finance & Administration (NOC 1)

- Administrative Assistant / Office Clerk (4)
- Mail Clerk (3)
- 6 Others Tied At 1 (1)

Highest Paying Jobs By Hourly Wage



Highest Paying Jobs By Hourly Wage



Highest Paying Jobs By Annual Salary

1 **\$81,253**
Nurse Practitioner
@ Blue Sky Family Health Team

2 **\$60,008**
Caseworker
@ Ministry of Community & Social Services

3 **\$57,962**
Manager - Finance
@ Blue Sky Family Health Team

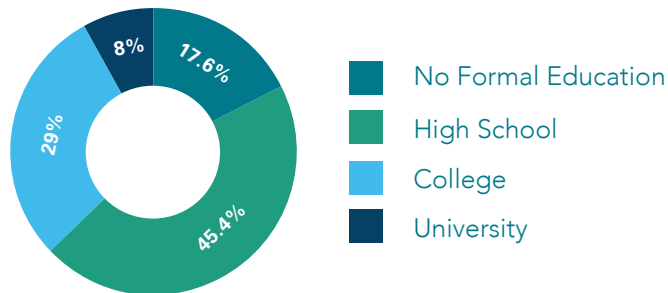
Highest Paying Jobs By Annual Salary

1 **\$61,582**
Management Biologist
@ Ministry of Natural Resources & Forestry

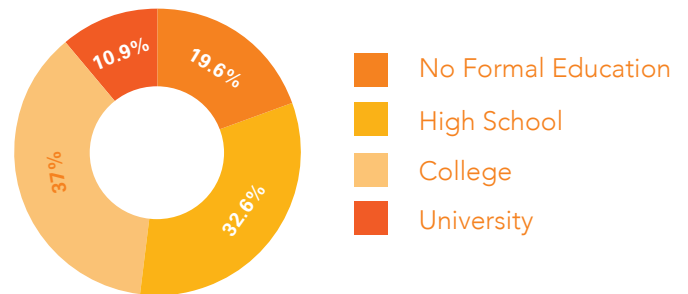
2 **\$41,872**
Clinical Counsellor
@ Wendigo Lake Expeditions

3 **\$35,000**
Technician - Satellite Television
@ The Installation Group

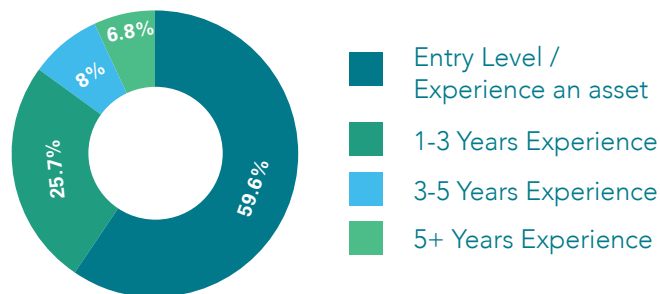
Educational Level Requested:



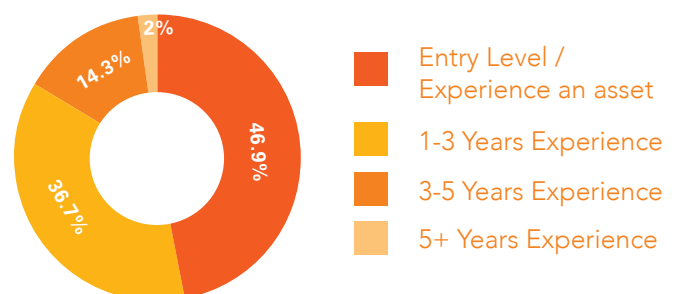
Educational Level Requested:



Required Experience Breakdown:



Required Experience Breakdown:



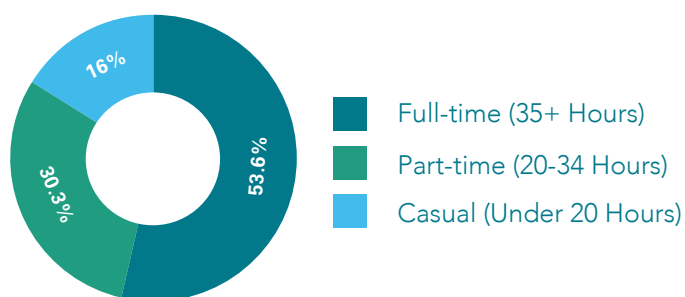
339

Postings listed experience requirements (73.7%)

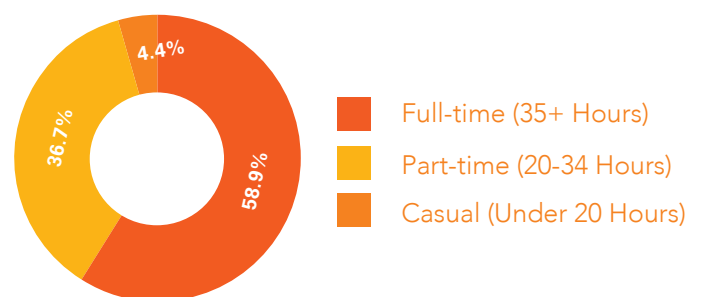
49

Postings listed experience requirements (46.7%)

Full-time / Part-time Breakdown



Full-time / Part-time Breakdown



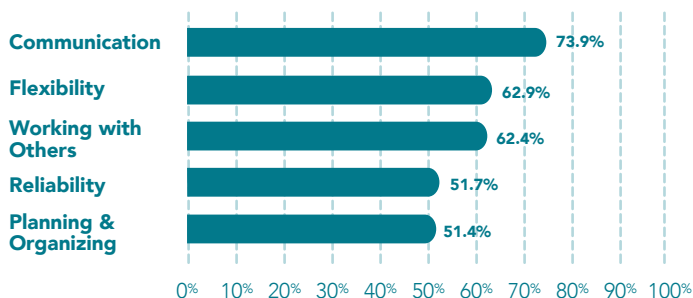
412

Postings listed hours offered (89.6%)

90

Postings listed hours offered (85.7%)

Top 5 Most Desired Soft Skills



There were 460 vacancies posted for the Nipissing District in the month of August. This represents a drop of 31 vacancies; or -6.3%, from July. This figure is also slightly lower; -4.3%, from the 3-year monthly average for the month August of 481 vacancies. Of these 460 vacancies 428 (93.0%) were discovered via online sources, 23 (5.0%) required a bilingual individual and 132 (28.7%) requested some form of a driver's license. 200 unique employers posted vacancies this month. This is comparable; -3.5%, from the 3-year monthly average for the month of August of 207..

The average starting hourly wage offered for vacancies in August was \$16.13/hour. This is in-line; -2.5%, with the current 12-month average of \$16.55/hour. The average starting annual salary in August was \$40,277.93/year which is -12.3% below the current 12-month average of \$45,936.42/year.

One-fifth (20.7%) of the vacancies in August were within the Health Care and Social Assistance (NAICS-62) industry. This is a significant increase for this industry which held only 10.8% of the vacancy share in July. This 9.9 point increase was the largest amongst all major industries. The Retail Trade (NAICS-44-45) and Administrative and Support, Waste Management and Remediation Services (NAICS-56) industries were close behind with both holding 17.6% of the vacancy share respectively. The largest month-over-month drop; -6.3 points, was in the Public Administration (NAICS-91) industry which went from 48 vacancies in July to only 16 in August; or 3.5% of the overall vacancy share..

Job postings were gathered online from www.jobbank.gc.ca, www.indeed.ca, and www.wowjobs.ca, and the North Bay & District Jobs Facebook page. They were also gathered from our local newspapers including: Almaguin News, Parry Sound North Star, North Bay Nugget, Mattawa Recorder, and West Nipissing Tribune.

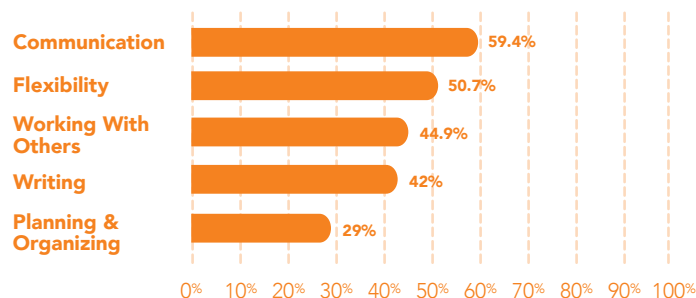
² Includes placement agencies, employment service providers and temporary agencies postings which could otherwise fall under other industries but actual employers are unknown at this time.

³ HGS and Zedd both post very frequently and state they are looking for large numbers of employees. As a result only 1 posting for each was considered

For more information & further details about local vacancies, please contact :

The Labour Market Group
Toll Free: 1-877-223-8909
info@thelabourmarketgroup.ca

Top 5 Most Desired Soft Skills



There were 105 vacancies posted for the Parry Sound District in the month of August. This represents a drop of 4 vacancies; or -3.7%, from July. This figure is also notable lower; -9.7%, from the 3-year monthly average for the month August of 116 vacancies. Of these 105 vacancies 96 (91.4%) were discovered via online sources, 1 (1.0%) required a bilingual individual and 26 (24.7%) requested some form of a driver's license. 105 unique employers posted vacancies this month. This is comparable; +1.1%, from the 3-year monthly average for the month of August of 61.

The average starting hourly wage offered for vacancies in August was \$16.34/hour. This is in-line; +0.9%, with the current 12-month average of \$16.19/hour. The average starting annual salary in August was \$46,151.35/year which is +16.5% above the current 12-month average of \$39,599.87/year. Insufficient data leads to larger variation in annual salary figures.

Approximately one of every six (17.1%) of the vacancies in August were within the Retail Trade (NAICS-44-45) industry. This is a slight decrease for this industry which held 23.9% of the vacancy share in July. The Health Care and Social Assistance (NAICS-62) and Accommodation and Food Services (NAICS-72) industries came in second with both holding 15.2% of the vacancy share respectively. The Accommodation and Food Services industry saw the largest gain month-over-month of 7.0 points. The largest month-over-month drop; -11.8 points, was in the Transportation and Warehousing (NAICS-48-49) industry which went from 17 vacancies in July to only 4 in August; or 3.8% of the overall vacancy share.



The Labour Market Group
Guiding partners to workforce solutions.