



## IN THIS EDITION

EmployerOne Survey Results  
2014-2016:

- Employers Hiring
- Separations
- Top Recruitment Methods
- Top Competencies

Average Canadian Salaries  
by Sector

Agriculture Industry at a Glance

2016 Vacancy Report:  
Education Level Required

## VACANCY REPORT JULY 2017

TOTAL NUMBER OF JOB POSTINGS

Nipissing **491**

Parry Sound **109**

TOP INDUSTRY WITH VACANCIES

Nipissing

Administrative and Support,  
Waste Management and  
Remediation Services (18.7%)

Parry Sound

Retail Trade (23.9%)

To view the full report, visit our website  
[www.thelabourmarketgroup.ca](http://www.thelabourmarketgroup.ca)

T. 705.474.0812

Toll Free 1.877.223.8909

F. 705.474.2069

101 Worthington St. East



Suite 238

North Bay, Ontario

The Labour Market Group is funded by



## EmployerOne Survey Results 2014-2016

	2014	2015	2016
<i>Total Number of Respondents</i>	208	220	199
<b>EMPLOYERS HIRING</b> 			
Full Time	415	295	207
Part Time	473	237	377
Contractual	9	51	24
Seasonal	139	457	234
<b>TOTAL</b>	<b>1036</b>	<b>1040</b>	<b>882</b>
<b>SEPARATIONS</b> 			
Retirement	87	70	87
Temporary Lay Offs	183	225	87
Permanent	152	53	63
Dismissal	167	51	34
Other	305	25	28
Quits		272	235
<b>TOTAL</b>	<b>894</b>	<b>696</b>	<b>534</b>

## Top Recruitment Methods by employers in Nipissing and Parry Sound 2014 and 2015

- Word of Mouth
- Personal Contacts
- Referrals
- Informal Networks
- Online Job Boards Postings
- Company's Own Website



## Top Competencies

Sought by employers in  
Nipissing and Parry Sound

### 2014

- Work Ethic
- Customer Service Skills -  
Oral and Written

### 2015

- Work ethic, dedication  
and dependability
- Customer Service Skills -  
Oral and Written



### 2016


- Work ethic, dedication and  
dependability
- Willingness to learn

## AVERAGE CANADIAN SALARIES BY SECTOR



• Mining, quarrying, and oil and gas extraction	<b>\$107,065</b>
• Utilities	<b>\$89,955</b>
• Professional, scientific and technical services	<b>\$69,032</b>
• Information and cultural industries	<b>\$66,309</b>
• Finance and insurance	<b>\$65,348</b>
• Public administration	<b>\$63,894</b>
• Construction	<b>\$62,461</b>
• Manufacturing	<b>\$56,446</b>
• Educational services	<b>\$53,109</b>
• Transportation and warehousing	<b>\$52,383</b>
• Real estate and rental and leasing	<b>\$48,887</b>
• Health care and social assistance	<b>\$44,949</b>
• Arts, entertainment, and recreation	<b>\$30,396</b>
• Retail	<b>\$29,398</b>
• Accommodation and food services	<b>\$19,430</b>

Source: Workopolis



**TOURISM-RELATED OCCUPATIONS ACCOUNT FOR 40% OF TOTAL LABOUR FORCE IN NORTHERN ONTARIO**

**1 OF EVERY 5 BUSINESSES IN NORTHERN ONTARIO IS TOURISM RELATED**



Questions or concerns? Feel free to contact us at [info@thelabourmarketgroup.ca](mailto:info@thelabourmarketgroup.ca)

T. 705.474.0812  
Toll Free 1.877.223.8909  
F. 705.474.2069

101 Worthington St. East  
Suite 238  
North Bay, Ontario

1 College Dr.  
Parry Sound, Ontario

The Labour Market Group is funded by



## Agriculture Industry AT A GLANCE

NIPISSING

PARRY SOUND

	2011	2016	2011	2016
<b>FARMS BY INDUSTRY GROUP</b>				
Beef cattle ranching and farming	36	36	39	35
Dairy cattle and milk production	13	7	7	5
Hog and pig farming	2	1	2	x
Poultry and egg production	1	4	8	8
Sheep and goat farming	6	7	12	10
Other animal production	36	35	84	30
Oilseed and grain farming	18	22	11	3
Vegetable and melon farming	5	9	9	10
Fruit and tree farming	3	2	3	2
Greenhouse, nursery and floriculture	9	3	9	10
Other crop farming	118	92	162	139
<b>MAJOR VEGETABLE CROPS</b>				
Total Vegetables	126	135	100	x
Sweet corn	44	52	31	x
Tomatoes	2	2	5	5
Green peas	x	x	x	x
Green or wax beans	5	4	8	2
<b>LIVESTOCK INVENTORIES</b>				
Total cattle and calves	5363	5109	4191	3762
Steers	171	213	158	100
Beef cows	1925	1974	x	x
Dairy cows	720	464	x	x
Total pigs	192	162	102	x
Total sheep and lamb	1712	3111	2191	1556
<b>POULTRY INVENTORIES</b>				
Total hens and chickens	2275	2449	3991	2729
Total turkeys	181	139	395	116

Source: 2016 & 2011 Census of Agriculture and Strategic Policy Branch, OMAFRA

## 2016 Vacancy Report: Education Level Required

NOC SKILL LEVEL	NIPISSING		PARRY SOUND	
	2016 VACANCIES	AVERAGE HOURLY WAGE	2016 VACANCIES	AVERAGE HOURLY WAGE
<b>A – University Degree</b>	554	\$37.49/hour	149	\$21.47/hour
<b>B – College Diploma</b>	1,243	\$19.53/hour	391	\$16.92/hour
<b>C – High School Diploma</b>	2,312	\$14.30/hour	469	\$13.77/hour
<b>D – No Education</b>	512	\$12.09/hour	240	\$13.74/hour

