

# MONTHLY VACANCIES REPORT

JULY 2017

## Nipissing District

There were 491 vacancies reported within the Nipissing District throughout July of 2017. This figure is consistent; +1.4%, with the previous month's total of 484 vacancies. When compared to previous years July of 2017 was higher than both 2016 and 2015 which saw 421 and 418 vacancies respectively. 171 unique employers posted vacancies in the month. Of the vacancies recorded 96.9% were from online sources, 14.5% requested a minimum of a G2 driver's license and 8.1% were seeking a bilingual candidate.

**491** Total Number of Job Postings **↑7** from Jun.

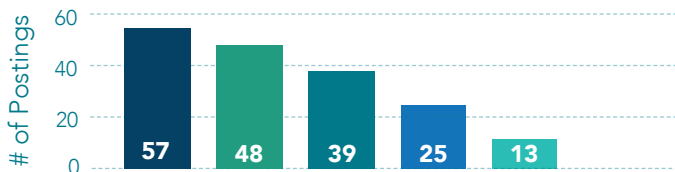
## Parry Sound District

Parry Sound District saw 109 vacancies recorded for July; a sharp increase of 26.7% over the June figure of 86 vacancies. The July total appears in line with historical values with 95 and 121 vacancies posted in July of 2015 and 2016 respectively. Of the 109 vacancies recorded in the month 96.3% were discovered through on-line source, 26.6% required a G2 or higher driver's license and none were seeking a bilingual candidate. These vacancies were posted by 57 unique employers.

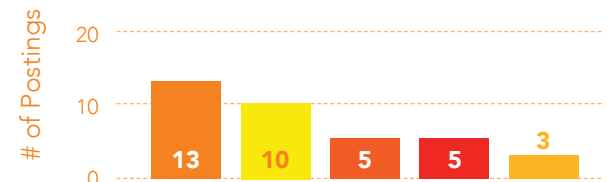
**109** Total Number of Job Postings **↑23** from Jun.

\* North American Industry Classification System (NAICS) is the system utilized by the governments of Canada, United States and Mexico in order to classify companies based on their primary functions/objectives.

### Top 5 Employers Posting Vacancies



### Top 5 Employers Posting Vacancies



### Top 5 Industries Hiring (NAICS)

**1** **18.7%** of all vacancies Administrative and Support, Waste Management and Remediation Services (NAIC 56)

#### Top 5 Positions

- 82** Call Center Agent
- 3** Cleaner
- 2** Registered Nurse (Telehealth)
- 1** 5 Others Tied at 1

### Top 5 Industries Hiring (NAICS)

**1** **23.9%** of all vacancies Retail Trade (NAICS 44-45)

#### Top 5 Positions

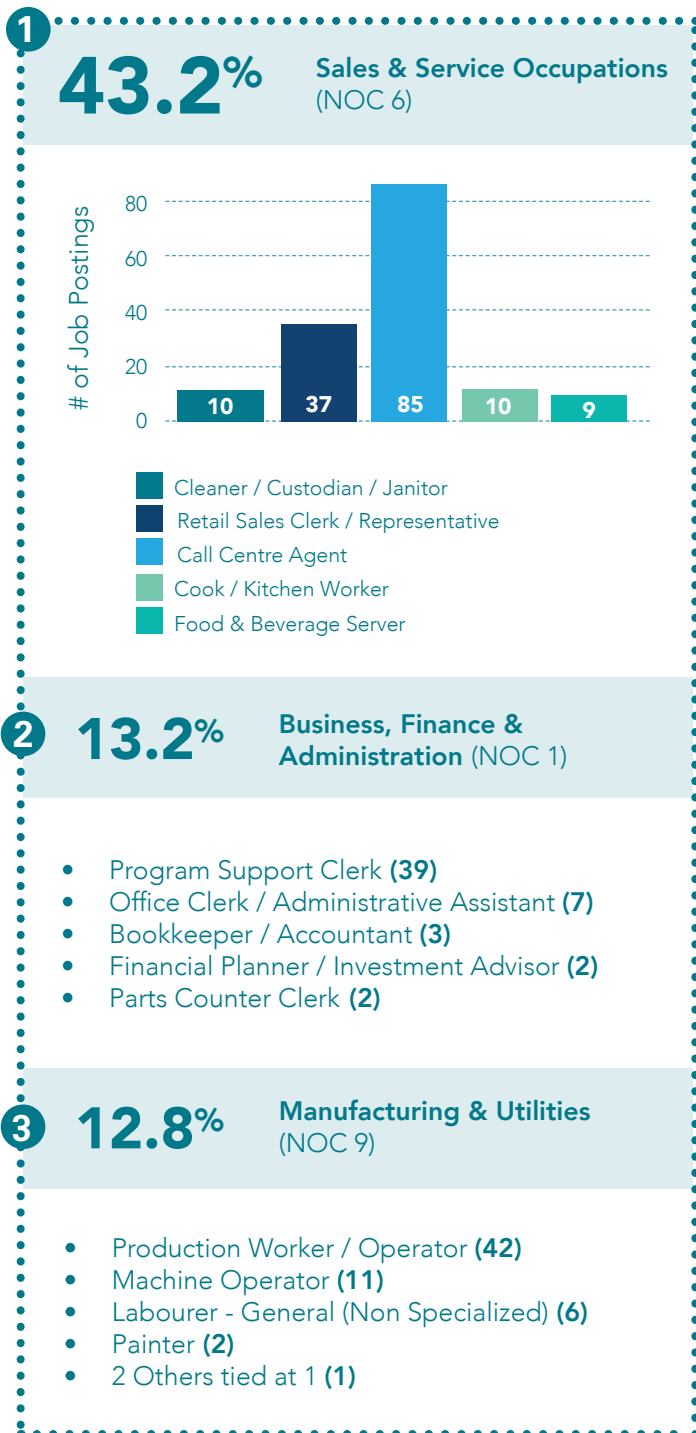
- 16** Sales Associate / Clerk
- 2** Department Manager
- 1** Cashier
- 1** Cleaner
- 1** 6 Others Tied at 1

- 2 **17.21%** : Retail Trade (NAICS 44-45)
- 3 **11.2%** : Transportation & Warehousing (NAICS 48-49)
- 4 **10.8%** : Health Care & Social Assistance (NAIC 62)
- 5 **9.8%** : Public Administration (NAIC 91)

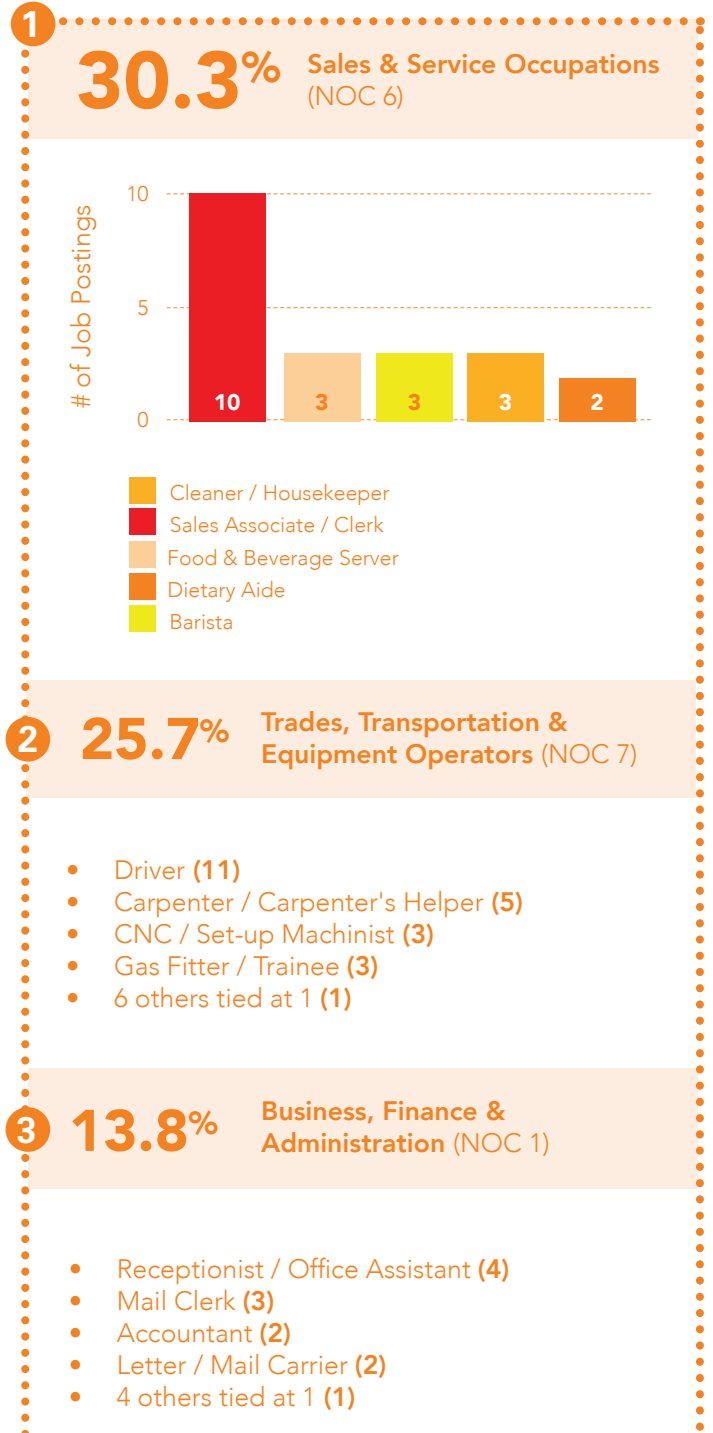
- 2 **15.6%** : Transportation & Warehousing (NAICS 48-49)
- 3 **14.7%** : Health Care & Social Assistance (NAIC 62)
- 4 **13.8%** : Manufacturing (NAICS 31-33)
- 5 **8.3%** : Accommodation & Food Services (NAIC 72)

\* National Occupation Classification (NOC) is the system utilized by the Government of Canada to organize occupations based on the primary job requirements and skill level.

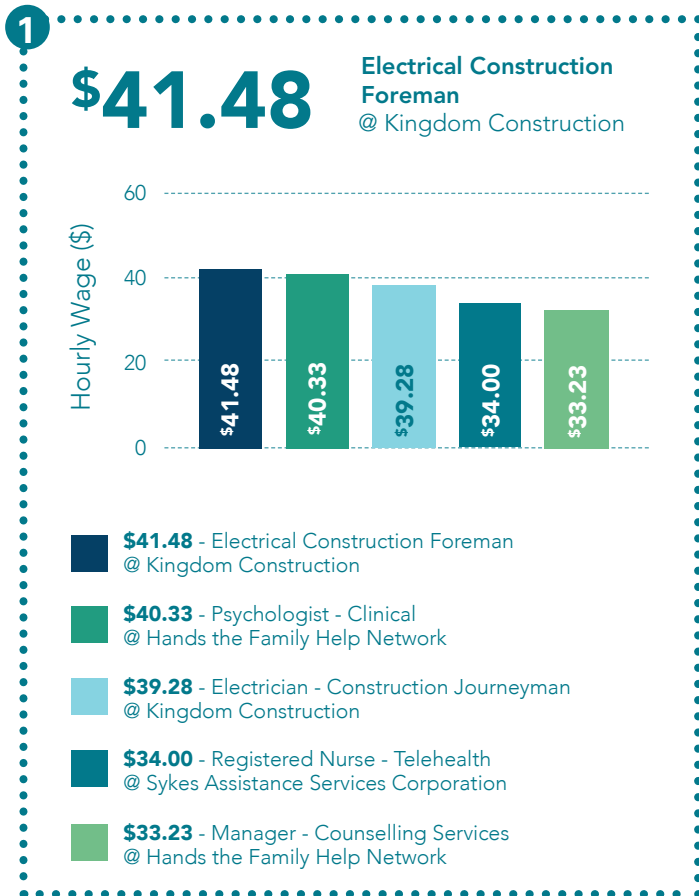
### Top 3 Occupational Categories (NOC)



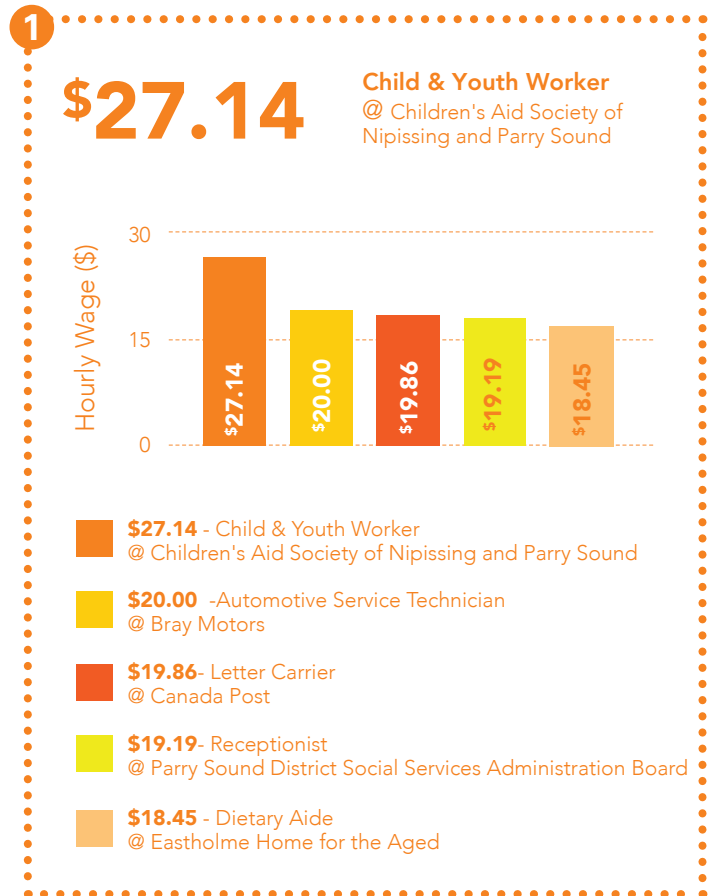
### Top 3 Occupational Categories (NOC)



## Highest Paying Jobs By Hourly Wage



## Highest Paying Jobs By Hourly Wage



## Highest Paying Jobs By Annual Salary

1 **\$62,500**  
Driver - Truck (Bulk Goods)  
@ Marnan Bulk Carriers

2 **\$45,000**  
Manager - Financial Services  
@ Hopper Buick GMC

3 **\$35,000**  
Manager - Jewellery Store  
@ Griffin Jewellery Designs

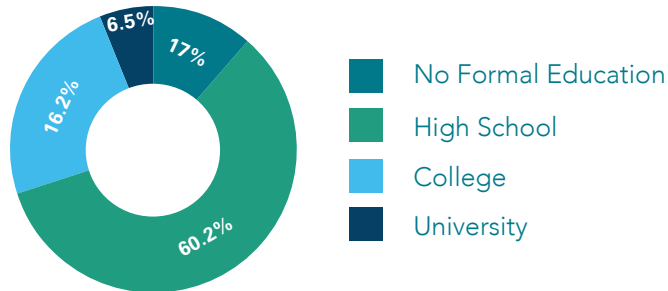
## Highest Paying Jobs By Annual Salary

1 **\$65,000**  
Project Manager  
@ Ross WD Incorporated

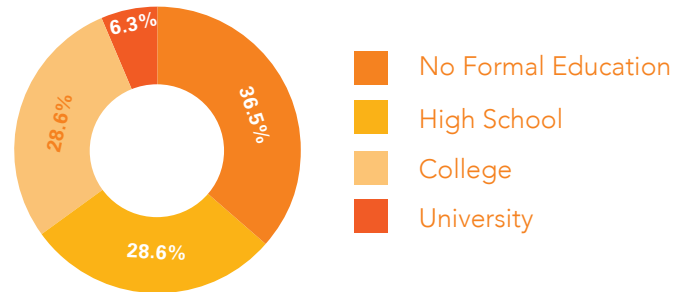
2 **\$63,000**  
Head Librarian  
@ Parry Sound Public Library

3 **\$40,000**  
Accountant - Intermediate  
@ Gingrich & Harris, Chartered Professional Accountants

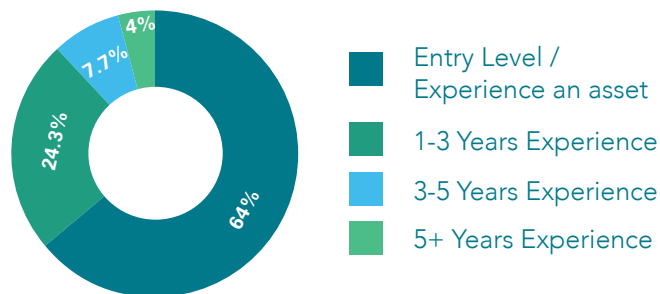
## Educational Level Requested:



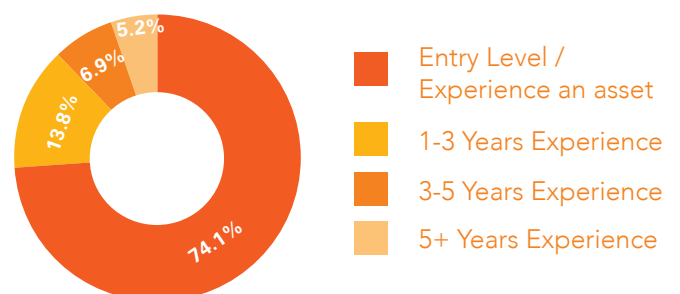
## Educational Level Requested:



## Required Experience Breakdown:



## Required Experience Breakdown:



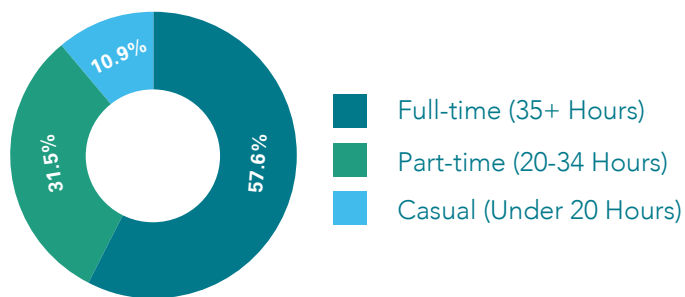
300

Postings listed experience requirements (61.1%)

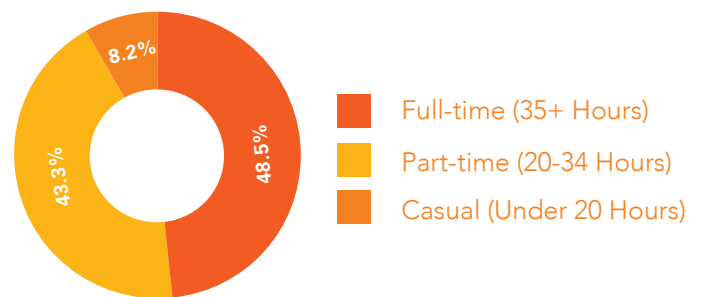
58

Postings listed experience requirements (53.2%)

## Full-time / Part-time Breakdown



## Full-time / Part-time Breakdown



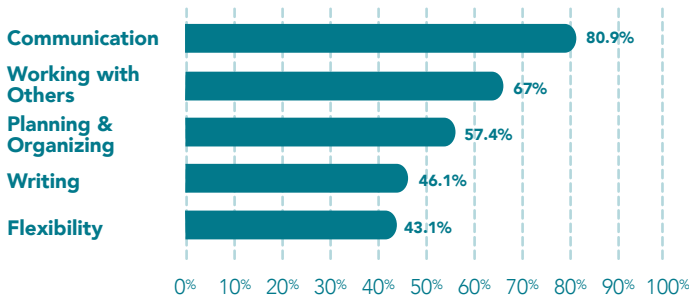
368

Postings listed hours offered (74.9%)

97

Postings listed hours offered (89%)

## Top 5 Most Desired Soft Skills



There were 491 vacancies reported within the Nipissing District throughout July of 2017. This figure is consistent; +1.4%, with the previous month's total of 484 vacancies. When compared to previous years July of 2017 was higher than both 2016 and 2015 which saw 421 and 418 vacancies respectively. 171 unique employers posted vacancies in the month. Of the vacancies recorded 96.9% were from online sources, 14.5% requested a minimum of a G2 driver's license and 8.1% were seeking a bilingual candidate.

The average hourly starting wage offered for vacancies in July was \$15.68/hour; -4.7% lower than the current 12-month average of \$16.45/hour. In terms of annual salaries; the average vacancy offered a rate of \$45,785.25/year. The current 12-month average for annual salaries is \$46,137.47/year

The greatest number of vacancies came from the Administrative and Support, Waste Management and Remediation Services (NAICS-56) industry with 18.7% of the overall share; or 92 vacancies. This is a significant jump; +7.4%, from the previous month when this industry accounting for 11.4% of the share; or 55 vacancies. The majority of the remaining major industry classifications remained unchanged with the largest monthly drop; -4.8%, seen in the Professional, Scientific and Technical Services (NAICS-54) industry. Vacancies in this industry went from 36 in June to 13 in July.

Job postings were gathered online from [www.jobbank.gc.ca](http://www.jobbank.gc.ca), [www.indeed.ca](http://www.indeed.ca), and [www.wowjobs.ca](http://www.wowjobs.ca), and the North Bay & District Jobs Facebook page. They were also gathered from our local newspapers including: Almaguin News, Parry Sound North Star, North Bay Nugget, Mattawa Recorder, and West Nipissing Tribune.

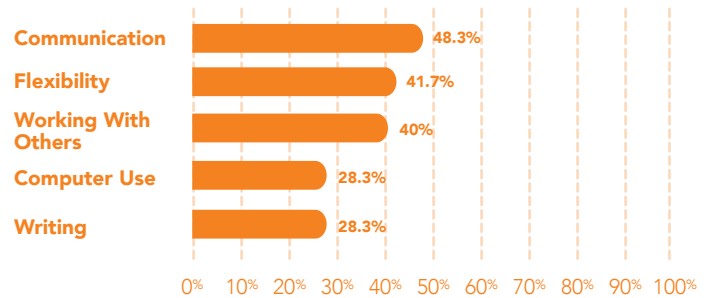
<sup>2</sup> Includes placement agencies, employment service providers and temporary agencies postings which could otherwise fall under other industries but actual employers are unknown at this time.

<sup>3</sup> HGS and Zedd both post very frequently and state they are looking for large numbers of employees. As a result only 1 posting for each was considered

For more information & further details about local vacancies, please contact :

The Labour Market Group  
Toll Free: 1-877-223-8909  
[info@thelabourmarketgroup.ca](mailto:info@thelabourmarketgroup.ca)

## Top 5 Most Desired Soft Skills



Parry Sound District saw 109 vacancies recorded for July; a sharp increase of 26.7% over the June figure of 86 vacancies. The July total appears in line with historical values with 95 and 121 vacancies posted in July of 2015 and 2016 respectively. Of the 109 vacancies recorded in the month 96.3% were discovered through on-line source, 26.6% required a G2 or higher driver's license and none were seeking a bilingual candidate. These vacancies were posted by 57 unique employers.

The average starting hourly wage offered for vacancies in July was \$15.56/hour. This is in-line; -2.9%, with the current 12-month average of \$16.02/hour. The average starting annual salary for July was \$48,250.00/year; a modest increase from the current 12-month average of \$40,430.99/year.

The Retail Trade (NAICS-44-45) industry accounted for nearly one-quarter; 23.9%, of all the vacancies recorded in July with 26 vacancies. This does represent a significant drop; -6.4%, from the June figure of 30.2%. The largest increase was a +13.3% increase in vacancy share amongst the Transportation and Warehousing (NAICS-48-49) industry which now represents 15.6% of the overall vacancy share. Conversely the Public Administration (NAICS-91) industry dropped significantly; -14.4%, in vacancy share between June and July.



The Labour Market Group  
Guiding partners to workforce solutions.