



IN THIS EDITION

Public Administration Vacancy

Monthly Vacancy Study
– Vacancy Totals
– Vacancies by Industry

Major Industry Comparison of
Vacancy Share and Average
Hourly Wage, 2016

Did You Know...
The Ontario Movie Industry

VACANCY REPORT JUNE 2017

TOTAL NUMBER OF JOB POSTINGS

Nipissing **484**
Parry Sound **86**

TOP INDUSTRY WITH VACANCIES

Nipissing
Health Care and Social
Assistance (13.2%)

Parry Sound
Retail Trade (24.6%)

To view the full report, visit our website
www.thelabourmarketgroup.ca

Questions or concerns?
Feel free to contact us at
info@thelabourmarketgroup.ca

T. 705.474.0812
Toll Free 1.877.223.8909
F. 705.474.2069

101 Worthington St. East
Suite 238
North Bay, Ontario

1 College Dr.
Parry Sound, Ontario

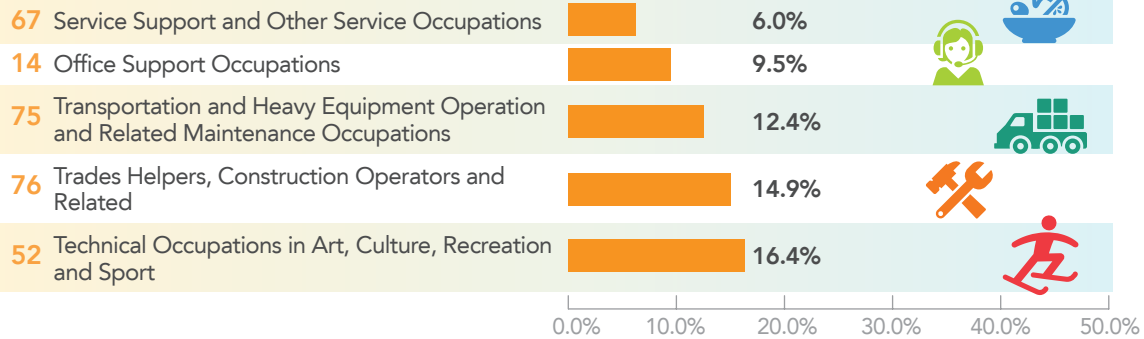
The Labour Market Group is funded by



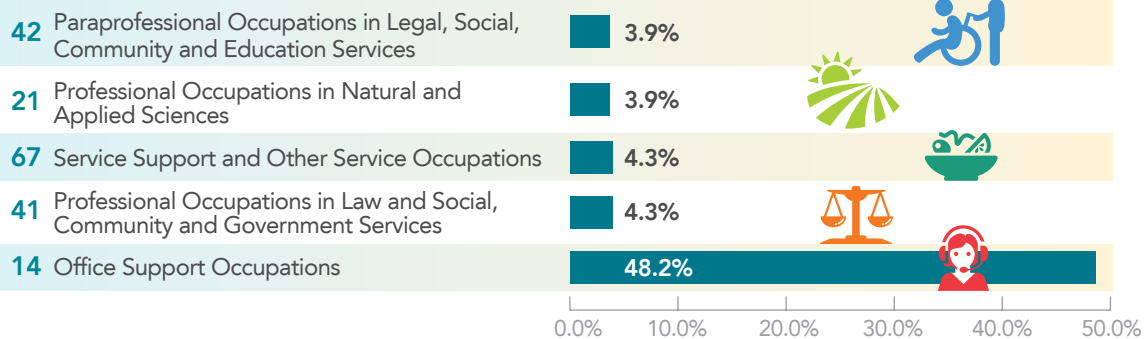
PUBLIC ADMINISTRATION VACANCY

Major Occupation (2-Digit NOC) Vacancy %'s in Public Administration

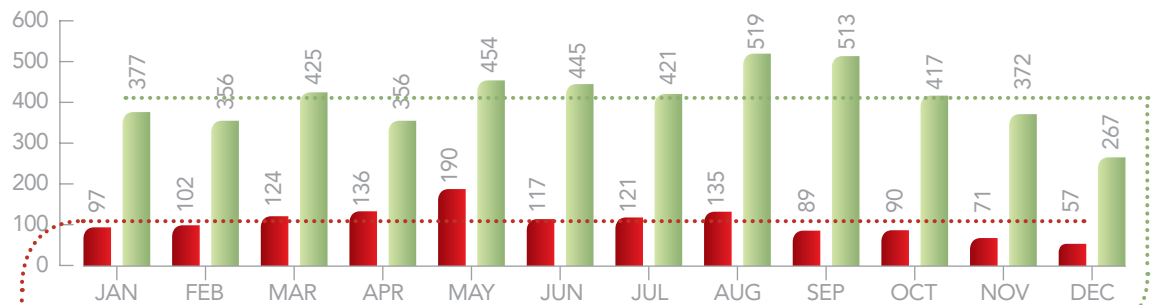
PARRY SOUND



NIPISSING



MONTHLY VACANCY STUDY Vacancy Totals




PARRY SOUND

- Vacancies ranged from 57 (December) to 190 (May) a month
- There were an **average of 103** vacancies recorded monthly in 2016
- There is a clear increase in number of vacancies during the traditional spring and summer months (April – August) and a clear drop in vacancies during the traditional fall and winter months (September – February)

NIPISSING

- Vacancies ranged from 267 (December) to 519 (August) a month
- There were an **average of 410** vacancies recorded monthly in 2016
- There is a clear increase in number of vacancies during the traditional spring and summer months (May – September) and a clear drop in vacancies during the traditional fall and winter months (October – April)



ONTARIO IS THE #1 FILM & TELEVISION PRODUCTION CENTRE IN CANADA

#3 ONTARIO IS THE THIRD LARGEST CENTRE IN NORTH AMERICA behind New York & California*

35,000+ FULL-TIME DIRECT & SPIN-OFF JOBS IN ONTARIO IN 2016

THE NORTHERN ONTARIO HERITAGE FUND CORPORATION (NOHFC) HAS SUPPORTED 187 PRODUCTIONS WITH \$124.7 MILLION, over the last 13 years*

IN 2016 THE FILM & TELEVISION INDUSTRY CONTRIBUTED \$1.7 BILLION TO ONTARIO'S ECONOMY, MORE THAN ENERGY, MINING, OR AGRICULTURE & FORESTRY SECTORS*

* Source: Ontario Media Development Corporation (OMDC) & Cultural Industries Ontario North (CION).

The Labour Market Group is funded by

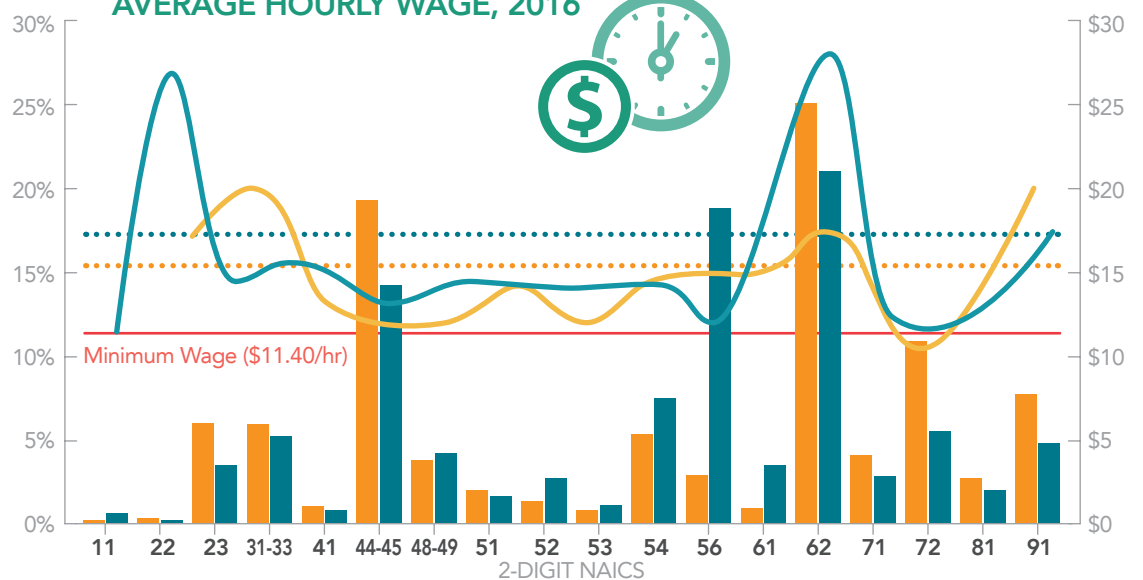


MONTHLY VACANCY STUDY Vacancies by Industry (2-Digit NAICS)

Top 5 for each district highlighted

PARRY SOUND		MAJOR INDUSTRY (2-DIGIT NAICS)	NIPISSING	
2016 VACANCIES	VACANCY SHARE		2016 VACANCIES	VACANCY SHARE
3	0.2%	11 – Agriculture, Forestry, Fishing and Hunting	31	0.6%
0	0.0%	21 – Mining, Quarrying, and Oil and Gas Extraction	0	0.0%
4	0.3%	22 – Utilities	11	0.2%
80	6.0%	23 – Construction	170	3.5%
78	5.9%	31-33 – Manufacturing	258	5.2%
13	1.0%	41 – Wholesale Trade	40	0.8%
256	19.3%	44-45 – Retail Trade	700	14.2%
50	3.8%	48-49 – Transportation and Warehousing	208	4.2%
26	2.0%	51 – Information and Cultural	80	1.6%
17	1.3%	52 – Finance and Insurance	132	2.7%
10	0.8%	53 – Real Estate and Rental and Leasing	52	1.1%
70	5.3%	54 – Professional, Scientific and Technical Services	371	7.5%
0	0.0%	55 – Management of Company and Enterprises	0	0.0%
39	2.9%	56 – Administrative and Support, Waste Management and Remediation Services	927	18.8%
12	0.9%	61 – Educational Services	170	3.5%
334	25.1%	62 – Health Care and Social Assistance	1,033	21.0%
54	4.1%	71 – Arts, Entertainment and Recreation	138	2.8%
145	10.9%	72 – Accommodation and Food Services	270	5.5%
36	2.7%	81 – Other Services	96	2.0%
102	7.7%	91 – Public Administration	235	4.8%

MAJOR INDUSTRY COMPARISON OF VACANCY SHARE AND AVERAGE HOURLY WAGE, 2016



■ % Share of all Vacancies in Parry Sound
 ■ % Share of all Vacancies in Nipissing
— Industry Average Hourly Wage in Parry Sound
 — Industry Average Hourly Wage in Nipissing
⋯ Average Wage all Vacancies (\$15.56/hr) Parry Sound
 ⋯ Average Wage all Vacancies (\$17.30/hr) Nipissing