

# MONTHLY VACANCIES REPORT

MARCH 2017

## Nipissing District

There were 466 vacancies recorded throughout the month of March for Nipissing District; a substantial +42.1% increase from the 328 vacancies recorded in February. In comparison 425 vacancies were recorded in the same month last year; a notable +9.6% increase in vacancies year-over-year. 192 unique employers posted vacancies in the month. 89.1% of the vacancies were recorded from online sources with the remaining 10.9% coming from print media. 11.4% of the vacancies required the successful candidate to be bilingual.

**466** Total Number of Job Postings **↑ 138** from Feb.

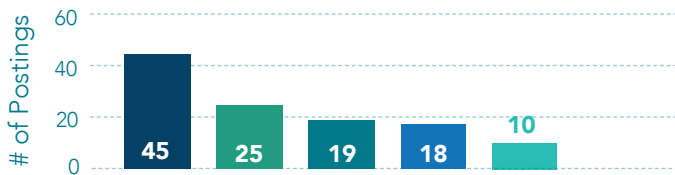
## Parry Sound District

There were 117 vacancies recorded from various sources for the Parry Sound District in the month of March. This is a slight (+9.3%) increase from the February figure of 107 postings. This figure also remained similar to the same month last year where 124 vacancies were recorded. The vacancies in March were posted by 49 unique employers in comparison to 59 unique employers the previous month. 82.9% of the vacancies were discovered through online sources while the remaining 17.1% were from print media.

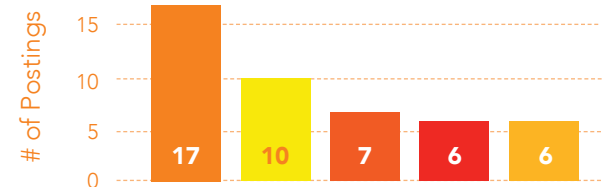
**117** Total Number of Job Postings **↑ 10** from Feb.

\* North American Industry Classification System (NAICS) is the system utilized by the governments of Canada, United States and Mexico in order to classify companies based on their primary functions/objectives.

### Top 5 Employers Posting Vacancies



### Top 5 Employers Posting Vacancies



### Top 5 Industries Hiring (NAICS)

**1** **22.5%** Health Care & Social Assistance (NAIC 62)  
of all vacancies

#### Top 5 Positions

- 17** Personal Support Worker / Aide
- 14** Counsellor
- 10** Registered Practical Nurse
- 5** Registered Nurse
- 3** Dietary Aide

### Top 5 Industries Hiring (NAICS)

**1** **24.8%** Health Care and Social Assistance (NAIC 62)  
of all vacancies

#### Top 5 Positions

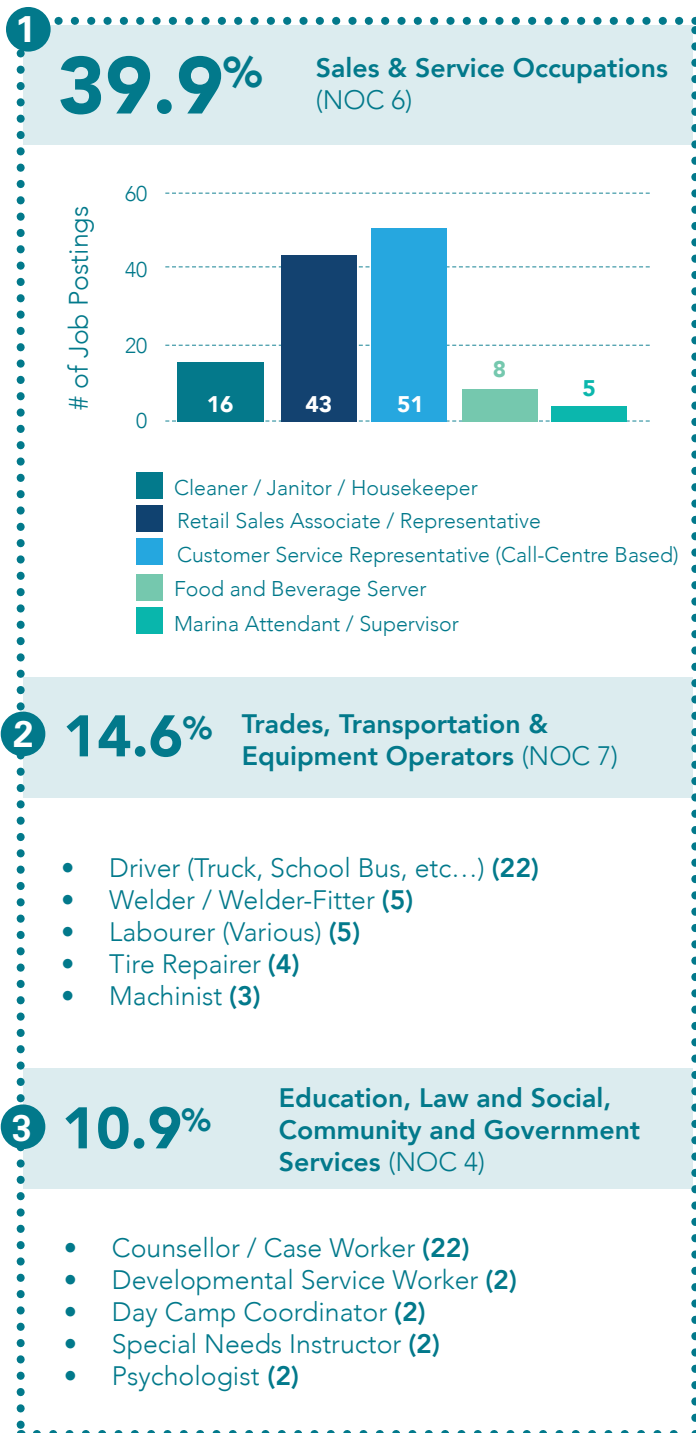
- 9** Teacher / Instructor
- 3** Child and Youth Worker
- 2** Medical Aid
- 2** Registered Nurse
- 2** Office Clerk / Receptionist

- 2 **17.6%** : Retail Trade (NAICS 44-45)
- 3 **12.4%** : Admin & Support, Waste Management and Remediation Services (NAIC 56)
- 4 **7.9%** : Public Administration (NAIC 91)
- 5 **7.3%** : Accommodation & Food Services (NAIC 72)

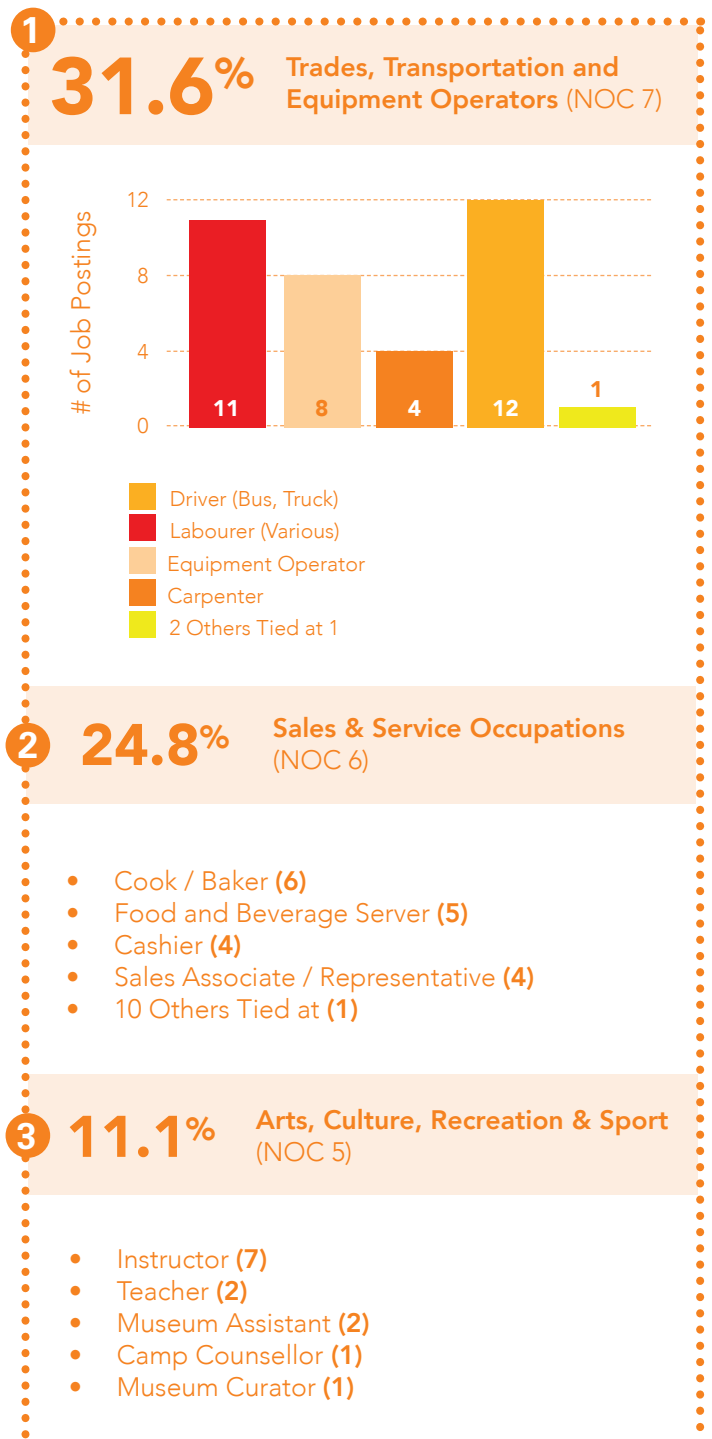
- 2 **23.9%** : Public Administration (NAIC 91)
- 3 **11.1%** : Retail Trade (NAICS 44-45)
- 4 **11.1%** : Arts, Entertainment & Recreation (NAIC 71)
- 5 **11.1%** : Transportation & Warehousing (NAICS 48-49)

\* National Occupation Classification (NOC) is the system utilized by the Government of Canada to organize occupations based on the primary job requirements and skill level.

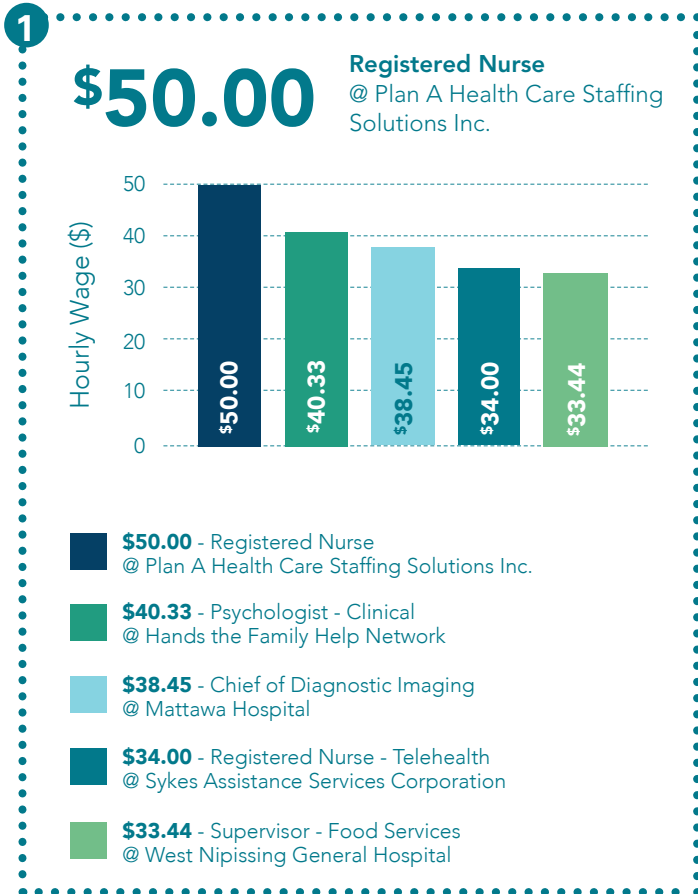
## Top 3 Occupational Categories (NOC)



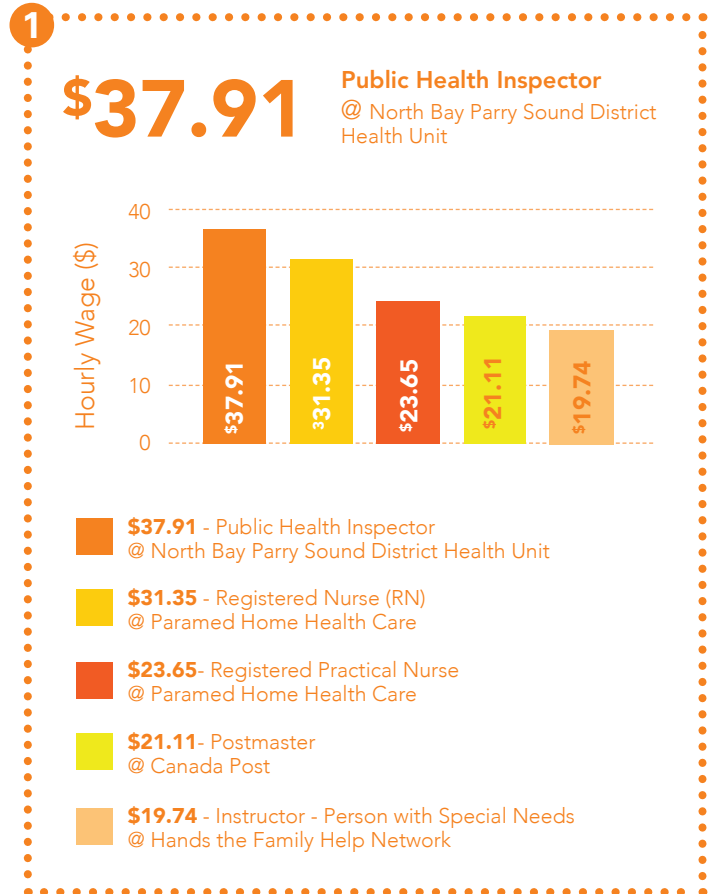
## Top 3 Occupational Categories (NOC)



## Highest Paying Jobs By Hourly Wage



## Highest Paying Jobs By Hourly Wage



## Highest Paying Jobs By Annual Salary

**1** **\$77,500**  
**Home Care Services Director**  
@ The Sisters of St. Joseph of Sault Ste. Marie

**2** **\$77,235**  
**Social Service Manager**  
@ District of Nipissing Social Services Administration Board

**3** **\$70,374**  
**Project Surveyor**  
@ Ministry of Transportation

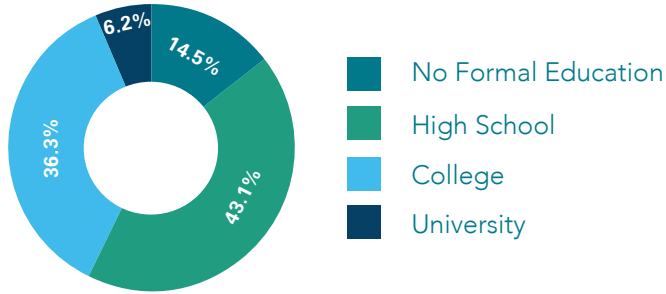
## Highest Paying Jobs By Annual Salary

**1** **\$40,000**  
**Store Manager**  
@ Starbucks

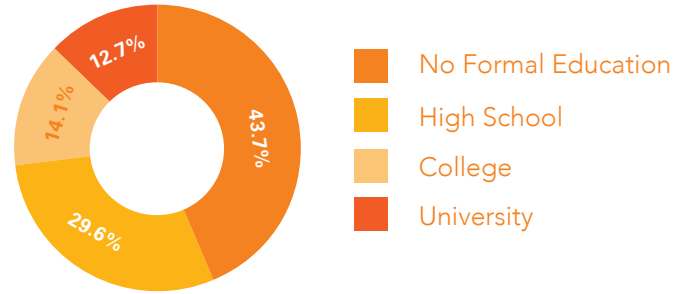
**2** **\$36,000**  
**Teacher - Outdoor Physical Education**  
@ Youthdale Treatment Centres

**3** **\$35,000**  
**Precision Tool Maker**  
@ Lofthouse Manufacturing

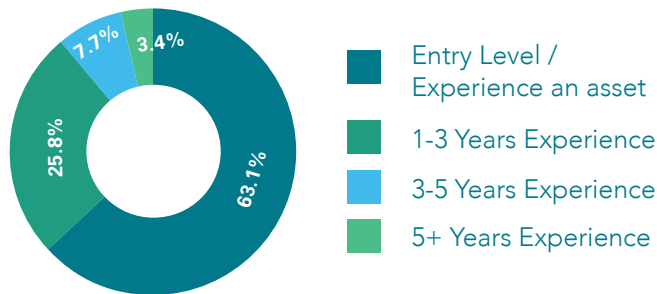
## Educational Level Requested:



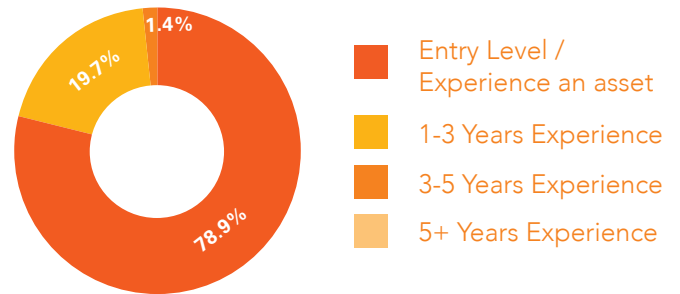
## Educational Level Requested:



## Required Experience Breakdown:



## Required Experience Breakdown:



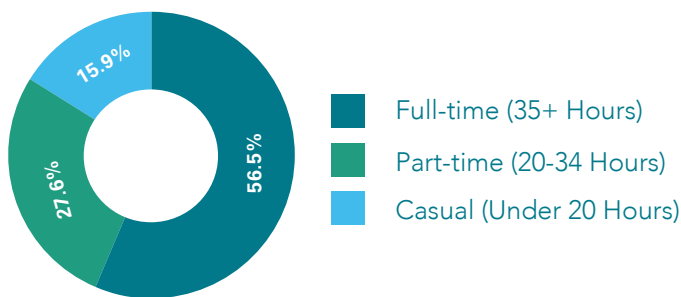
325

Postings listed experience requirements (69.7%)

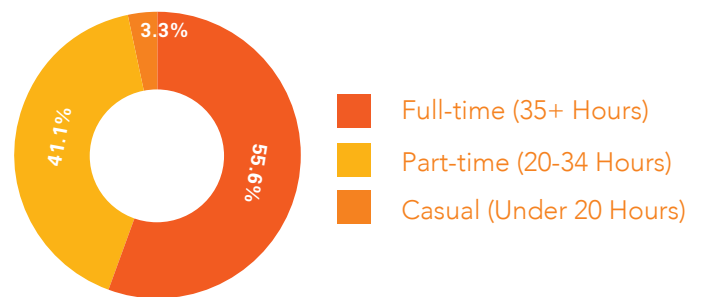
71

Postings listed experience requirements (60.7%)

## Full-time / Part-time Breakdown



## Full-time / Part-time Breakdown



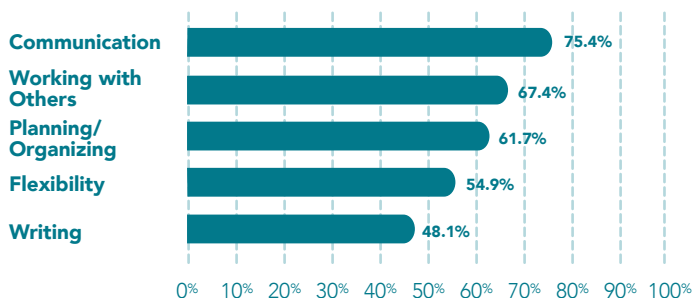
391

Postings listed hours offered (83.9%)

90

Postings listed hours offered (76.9%)

## Top 5 Most Desired Soft Skills



There were 466 vacancies recorded throughout the month of March for Nipissing District; a substantial +42.1% increase from the 328 vacancies recorded in February. In comparison 425 vacancies were recorded in the same month last year; a notable +9.6% increase in vacancies year-over-year. 192 unique employers posted vacancies in the month. 89.1% of the vacancies were recorded from online sources with the remaining 10.9% coming from print media. 11.4% of the vacancies required the successful candidate to be bilingual.

The industries with the greatest number of vacancies posted were Health Care and Social Assistance (NAICS-62) and Retail Trade (NAICS-44-45) with 22.5% (105 vacancies) and 17.6% (82 vacancies) of the overall vacancies respectively. Health Care and Social Assistance industry vacancies saw the largest shift; +10.6%, over the past month. Other noteworthy shifts included Administrative and Support, Waste Management and Remediation Services (NAICS-56) and Agriculture, Forestry, Fishing and Hunting (NAICS-11) with changes of +10.6% and -5.3% respectively since last month.

Sales and Service (NOC-6) based occupations continue to make up the greatest number of posted vacancies with 39.9% (186 vacancies) of the overall share. There was little change with regards to the occupational make-up of vacancies this month with the greatest shift being a +3.9% increase for Education, Law and Social, Community and Government Services (NOC-4) based occupations.

Job postings were gathered online from [www.jobbank.gc.ca](http://www.jobbank.gc.ca), [www.indeed.ca](http://www.indeed.ca), and [www.wowjobs.ca](http://www.wowjobs.ca), and the North Bay & District Jobs Facebook page. They were also gathered from our local newspapers including: Almaguin News, Parry Sound North Star, North Bay Nugget, Mattawa Recorder, and West Nipissing Tribune.

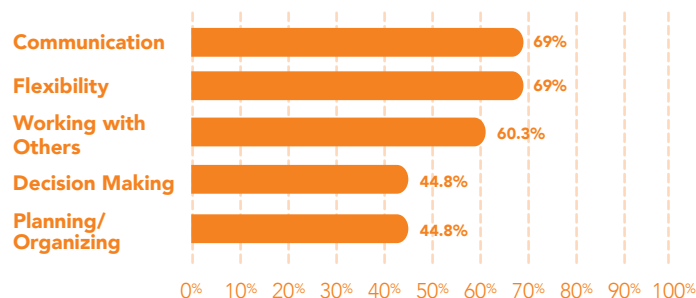
<sup>2</sup> Includes placement agencies, employment service providers and temporary agencies postings which could otherwise fall under other industries but actual employers are unknown at this time.

<sup>3</sup> HGS and Zedd both post very frequently and state they are looking for large numbers of employees. As a result only 1 posting for each was considered

For more information & further details about local vacancies, please contact :

The Labour Market Group  
Toll Free: 1-877-223-8909  
[info@thelabourmarketgroup.ca](mailto:info@thelabourmarketgroup.ca)

## Top 5 Most Desired Soft Skills



There were 117 vacancies recorded from various sources for the Parry Sound District in the month of March. This is a slight (+9.3%) increase from the February figure of 107 postings. This figure also remained similar to the same month last year where 124 vacancies were recorded. The vacancies in March were posted by 49 unique employers in comparison to 59 unique employers the previous month. 82.9% of the vacancies were discovered through online sources while the remaining 17.1% were from print media.

Vacancies within the Health Care and Social Assistance (NAICS-62) made up the greatest portion with 24.8% (29 vacancies) of the vacancy share in this month. This also represents a +10.8% increase from the previous figure of 14.0% (15 vacancies) last month for the same industry. The largest gain; +11.1%, was for vacancies within the Transportation and Warehousing (NAICS-48-49) industry which had no vacancies last month but now account for 11.1% of all vacancies. The Arts, Entertainment and Recreation (NAICS-71) industry saw the largest drop; -8.6%, over the past month going from 10.3% of the vacancy share in February to only 1.7% in March.

This month Parry Sound vacancies were dominated by Trades, Transportation and Equipment Operator (NOC-7) and Sales and Service (NOC-6) based occupations with 31.6% and 24.8% of the share respectively. Trades, Transportation and Equipment Operator positions saw a +9.2% increase from the previous month while Sales and Service positions dropped by -7.9%.



The Labour Market Group  
Guiding partners to workforce solutions.