

# MONTHLY VACANCIES REPORT

APRIL 2017

## Nipissing District

In April 2017 there were 407 vacancies recorded within the Nipissing District. This represents a drop of 59 vacancies or -12.7%. Despite the month-over-month drop this figure is significantly higher (+14.3%) than the same month last year where 356 vacancies were recorded. 177 unique employers posted vacancies in April with 88.2% of the vacancies being advertised through online sources and the remainder through print media. Bilingualism was listed as a requirement for 12.3% of the jobs while a driver's license was mandatory for 27.0%.

**407** Total Number of Job Postings **↓59** from Mar.



## Parry Sound District

105 vacancies were recorded for the Parry Sound District during April 2017. This represents a -10.3% drop from the previous month figure of 117 vacancies and an even larger drop of -22.8% from the number of vacancies in April 2016 (136). 61 unique employers posted vacancies during this time period. 72.4% of the vacancies in the month were advertised through online sources with the remaining 27.6% in print media.

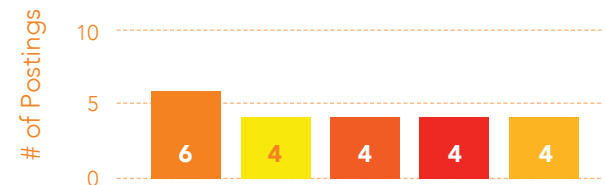
**105** Total Number of Job Postings **↓12** from Mar.

\* North American Industry Classification System (NAICS) is the system utilized by the governments of Canada, United States and Mexico in order to classify companies based on their primary functions/objectives.

### Top 5 Employers Posting Vacancies



### Top 5 Employers Posting Vacancies



### Top 5 Industries Hiring (NAICS)

**1** **18.2%** of all vacancies Administrative and Support, Waste Management & Remediation Services (NAIC 56)

#### Top 5 Positions

- 56** Customer Service Rep (Call Centre)
- 6** Labourer - Manufacturing
- 2** Driver - Transport
- 2** Cleaner
- 1** 8 Others tied at 1

### Top 5 Industries Hiring (NAICS)

**1** **22.9%** of all vacancies Public Administration (NAIC 91)

#### Top 5 Positions

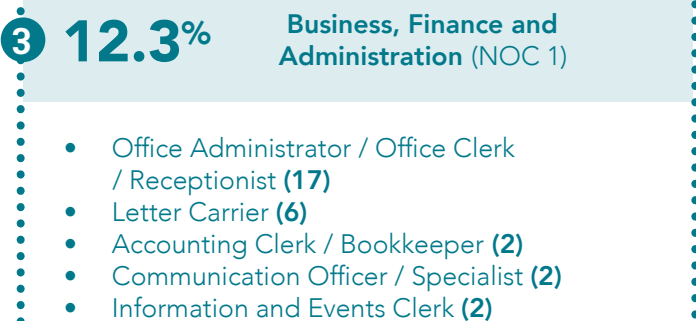
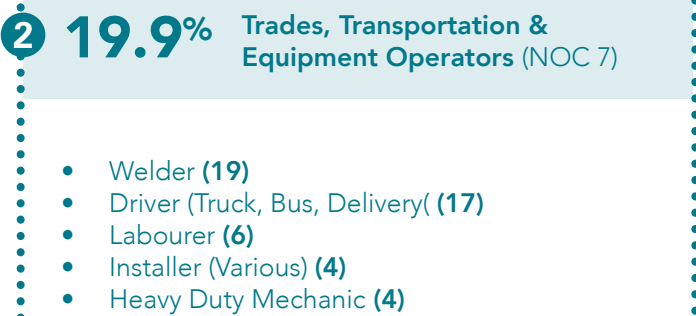
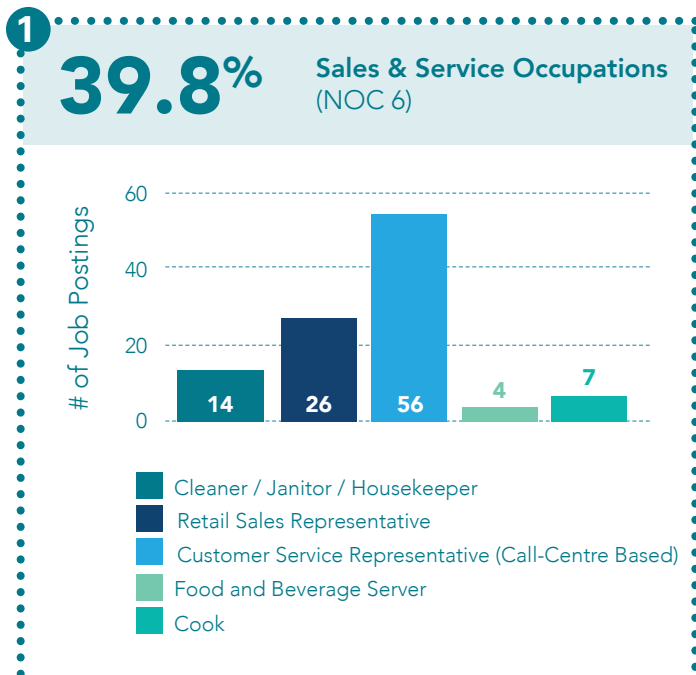
- 5** Labourer (Various)
- 4** Theatre Staff
- 3** By-Law Enforcement Officer
- 2** Museum Assistant
- 1** 10 Others Tied at 1

- 2 15.2% : Health Care and Social Assistance (NAIC 62)
- 3 10.8% : Retail Trade (NAICS 44-45)
- 4 7.9% : Accommodation & Food Services (NAIC 72)
- 5 7.6% : Manufacturing (NAICS 31-33)

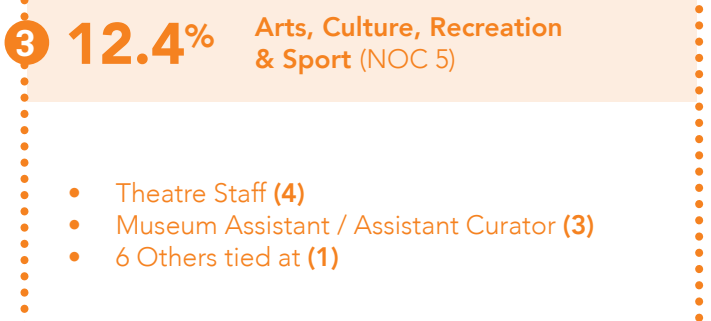
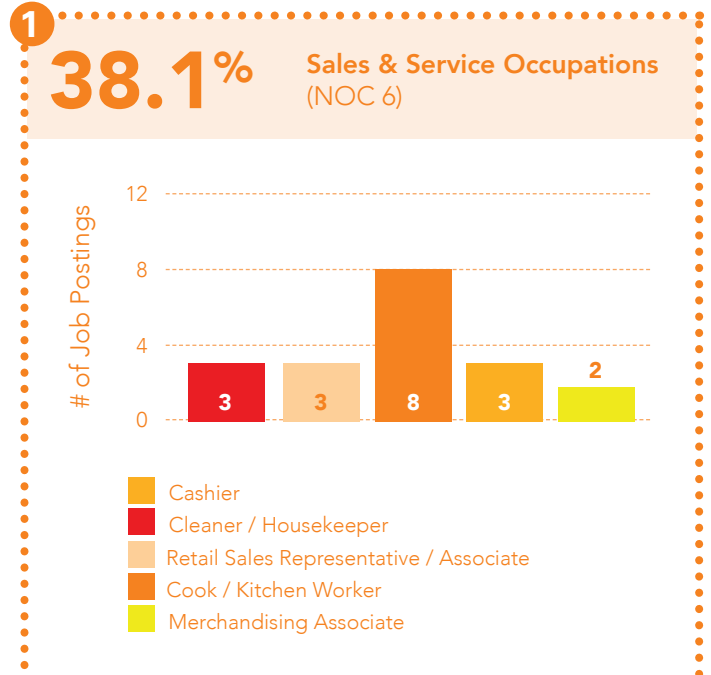
- 2 17.1% : Accommodation & Food Services (NAIC 72)
- 3 16.2% : Retail Trade (NAICS 44-45)
- 4 14.3% : Health Care and Social Assistance (NAIC 62)
- 5 5.7% : Construction (NAIC 23)

\* National Occupation Classification (NOC) is the system utilized by the Government of Canada to organize occupations based on the primary job requirements and skill level.

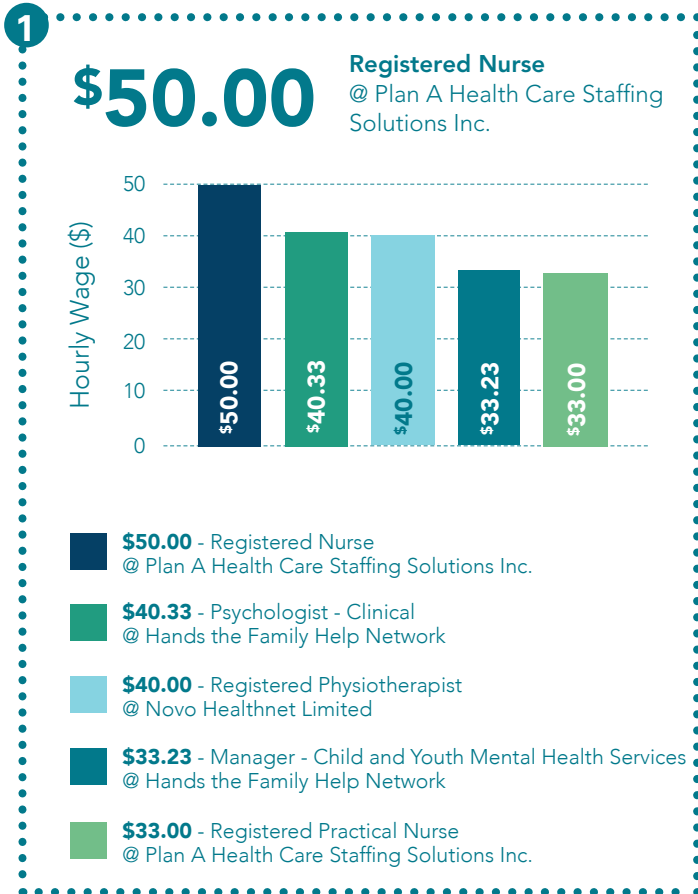
### Top 3 Occupational Categories (NOC)



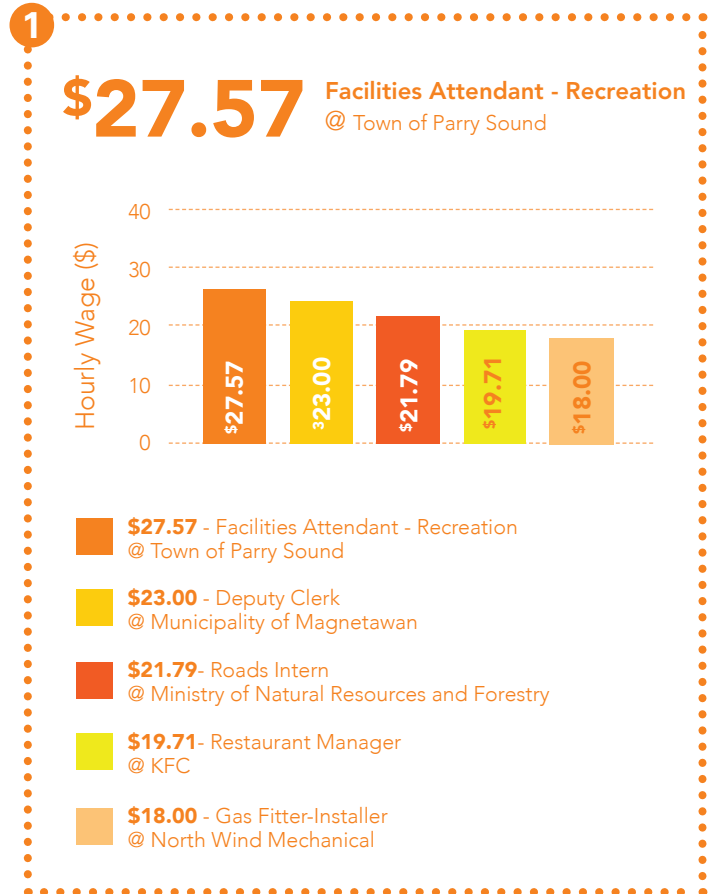
### Top 3 Occupational Categories (NOC)



## Highest Paying Jobs By Hourly Wage



## Highest Paying Jobs By Hourly Wage



## Highest Paying Jobs By Annual Salary

1 **\$180,000**

Vice-President  
@ Nipissing University

2 **\$82,653**

Supervisor - Social Work  
@ Children's Aid Society of Nipissing and Parry Sound

3 **\$77,500**

Home Care Services Director  
@ The Sisters of St. Joseph of Sault Ste. Marie

## Highest Paying Jobs By Annual Salary

1 **\$82,653**

Supervisor - Social Work  
@ Children's Aid Society of Nipissing and Parry Sound

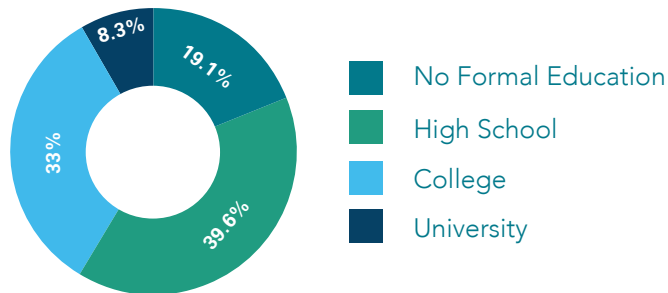
2 **\$44,038**

Lands and Water Technical Specialist  
@ Ministry of Natural Resources and Forestry

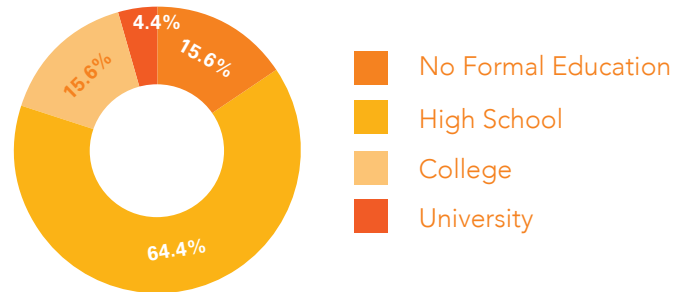
3 **\$36,000**

Teacher - Outdoor Physical Education  
@ Youthdale Treatment Centres

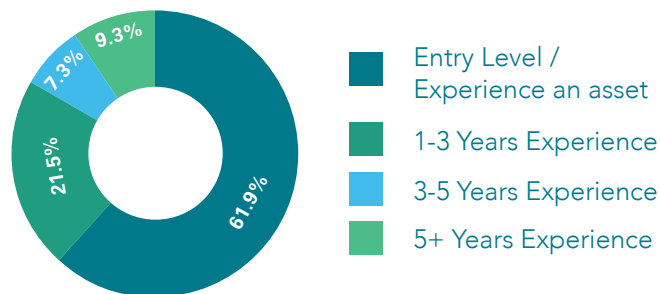
## Educational Level Requested:



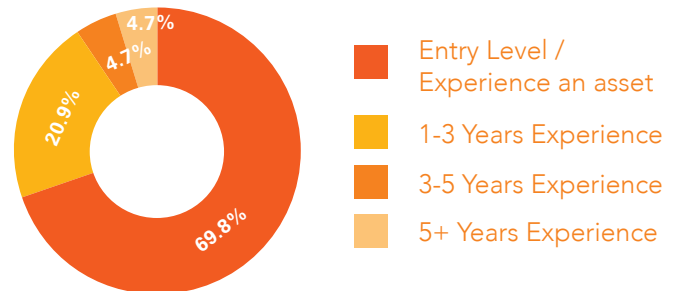
## Educational Level Requested:



## Required Experience Breakdown:



## Required Experience Breakdown:



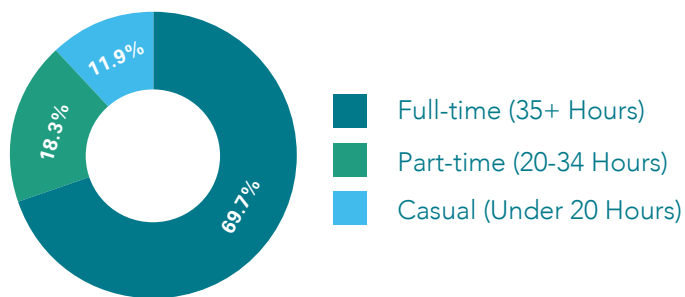
302

Postings listed experience requirements  
(74.2%)

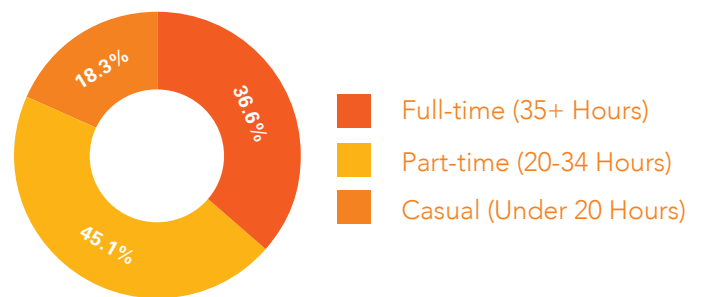
43

Postings listed experience requirements  
(41%)

## Full-time / Part-time Breakdown



## Full-time / Part-time Breakdown



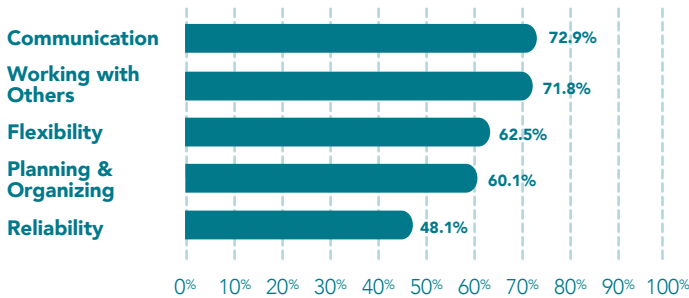
327

Postings listed hours offered (80.3%)

71

Postings listed hours offered (67.6%)

## Top 5 Most Desired Soft Skills



In April 2017 there were 407 vacancies recorded within the Nipissing District. This represents a drop of 59 vacancies or -12.7%. Despite the month-over-month drop this figure is significantly higher (+14.3%) than the same month last year where 356 vacancies were recorded. 177 unique employers posted vacancies in April with 88.2% of the vacancies being advertised through online sources and the remainder through print media. Bilingualism was listed as a requirement for 12.3% of the jobs while a driver's license was mandatory for 27.0%.

Administrative and Support, Waste Management and Remediation Services (NAICS-56) industry based vacancies made up the largest portion of the share this month with 18.2%; a 5.7% increase from the previous month figure of 12.4%. The Health Care and Social Assistance (NAICS-62) industry was close behind with 15.2% of the overall vacancy share after holding 22.5% (-7.3%) of the share in March. The Retail Trade (NAICS-44-45) industry also saw a noteworthy shift in dropping from 17.6% of the vacancies in March to 10.8% in April.

Sales and Service (NOC-6) based occupations accounted for 39.8% of the vacancy share in April; an insignificant change (-0.1%) from the previous month value of 39.9%. The largest changes over the last month were in Education, Law and Social, Community and Government Services (NOC-4) and Business, Finance and Administration (NOC-1) occupations with -5.8% and +5.3% respectively; now accounting for 5.2% and 19.9% of the vacancy share.

Job postings were gathered online from [www.jobbank.gc.ca](http://www.jobbank.gc.ca), [www.indeed.ca](http://www.indeed.ca), and [www.wowjobs.ca](http://www.wowjobs.ca), and the North Bay & District Jobs Facebook page. They were also gathered from our local newspapers including: Almaguin News, Parry Sound North Star, North Bay Nugget, Mattawa Recorder, and West Nipissing Tribune.

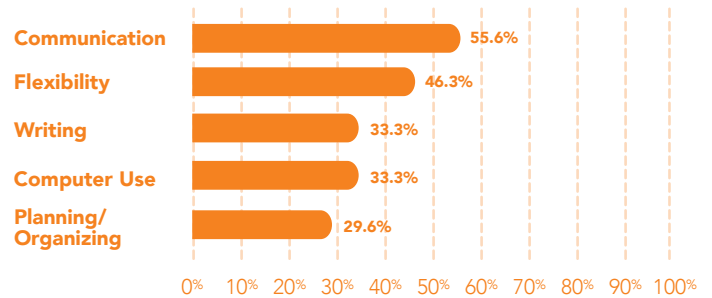
<sup>2</sup> Includes placement agencies, employment service providers and temporary agencies postings which could otherwise fall under other industries but actual employers are unknown at this time.

<sup>3</sup> HGS and Zedd both post very frequently and state they are looking for large numbers of employees. As a result only 1 posting for each was considered

For more information & further details about local vacancies, please contact :

The Labour Market Group  
Toll Free: 1-877-223-8909  
[info@thelabourmarketgroup.ca](mailto:info@thelabourmarketgroup.ca)

## Top 5 Most Desired Soft Skills



105 vacancies were recorded for the Parry Sound District during April 2017. This represents a -10.3% drop from the previous month figure of 117 vacancies and an even larger drop of -22.8% from the number of vacancies in April 2016 (136). 61 unique employers posted vacancies during this time period. 72.4% of the vacancies in the month were advertised through online sources with the remaining 27.6% in print media.

The greatest number of vacancies; 24, came within the Public Administration (NAICS-91) industry, making up 22.9% of the overall vacancy share. The largest changes were within the Transportation and Warehousing (NAICS-48-49), Health Care and Social Assistance (NAICS-62) and Accommodation and Food Services (NAICS-72) industries with shifts of -11.1%, -10.5% and +6.0% in vacancy share month-over-month.

Sales and Service (NOC-6) based occupations made up over one-third (38.1%) of the vacancy share in April; a large 13.3% jump from the March figure of 24.8%. Other noteworthy vacancy share changes occurred in the Trades, Transportation and Equipment Operator (NOC-7) occupations dropping from 31.6% to 19.0% and Education, Law and Social, Community and Government Services (NOC-4) occupations dropping from 10.3% to 4.8% month-over-month.



The Labour Market Group  
Guiding partners to workforce solutions.