

March 2017

# LABOURFOCUS



The Labour Market Group

## IN THIS EDITION

2017 WORKFORCE WEEK

LMG Report on Trades,  
December 2016

Northern Projections -  
Human Capital Series

## VACANCY REPORT FEBRUARY 2017

TOTAL NUMBER OF JOB POSTINGS

Nipissing 328  
Parry Sound 107

TOP INDUSTRY WITH VACANCIES

Nipissing  
Admin & Support,  
Waste Management &  
Remediation Services (20.7%)

Parry Sound  
Public Administration (17.8%)

To view the full report, visit our website  
[www.thelabourmarketgroup.ca](http://www.thelabourmarketgroup.ca)



## FEATURING:

- Immigration Symposium
- Get Job Ready
- Service Provider Forum
- Workopolis
- Job Fairs
- Virtual Job Fair



MONDAY, APRIL 24 - FRIDAY, APRIL 28, 2017

The Labour Market Group is proud to present this week long series of events dedicated to raising awareness of local workforce opportunities!

FOR A FULL SCHEDULE OF EVENTS VISIT: [WWW.THELABOURMARKETGROUP.CA](http://WWW.THELABOURMARKETGROUP.CA)

### SCHEDULE OF EVENTS IN NIPISSING DISTRICT

MONDAY, APRIL 24

Launch of Virtual  
Job Fair



TUESDAY, APRIL 25

Get Job Ready  
Path to  
Employment

WEDNESDAY, APRIL 26

Service Provider  
Forum

THURSDAY, APRIL 27

Job Fair  
Business After  
Hours

FRIDAY, APRIL 28

Workopolis  
Presentation



ALL WEEK LONG

AVAILABLE APRIL 24-28 ONLY!

## JOB FAIR

VIRTUAL JOB FAIR: Browse employment opportunities in the Nipissing & Parry Sound districts. This new online format works with every schedule!

### SCHEDULE OF EVENTS IN PARRY SOUND DISTRICT

MONDAY, APRIL 24

Labour Market  
Challenges



TUESDAY, APRIL 25

Job Fair



WEDNESDAY, APRIL 26

Immigration Symposium  
Get Job Ready

THURSDAY, APRIL 27

Training &  
Entrepreneurship  
Open House

FRIDAY, APRIL 28

Employment  
Services

T. 705.474.0812  
Toll Free 1.877.223.8909  
F. 705.474.2069

101 Worthington St. East  
Suite 238  
North Bay, Ontario

The Labour Market Group is funded by



## LMG REPORT ON TRADES, DECEMBER 2016

**Nipissing** and **Parry Sound** Districts have:  
**2,660 journeypersons** and  
**657 apprentices**



Most of the trades workforce is located in the District of **Nipissing**:  
**Journeypersons (N=1,539 or 57.9%)**  
**Apprentices (N=427 or 65.0%)**



Overall, the motive power and construction trade sectors represent the highest level of activity.



The **overall average age** for Nipissing and Parry Sound is as follows:

**District of Nipissing:**  
**Journeypersons (44.0)**  
**Apprentices (28.9)**

**District of Parry Sound:**  
**Journeypersons (44.4)**  
**Apprentices (28.9)**



**Nipissing** and **Parry Sound** Districts trades are heavily oriented to **males**.

With some exceptions...  
*(Hairstylist, Child Development Practitioner)*  
**female journeyperson** and **apprentice** activity is very small and clustered in the Service and Construction trades identified with the District of **Nipissing**.

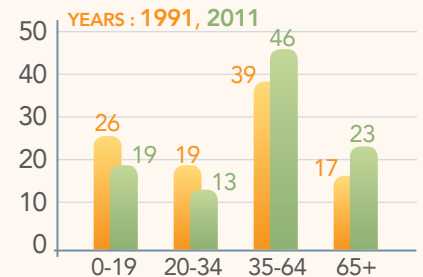
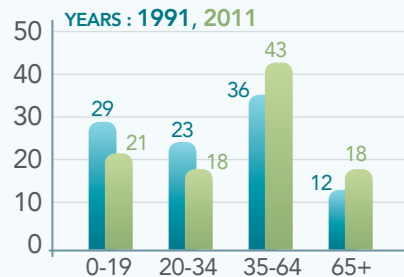


## NORTHERN PROJECTIONS - HUMAN CAPITAL SERIES

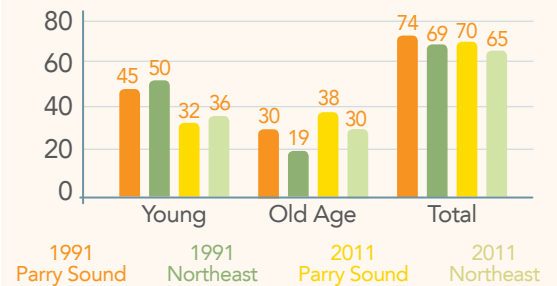
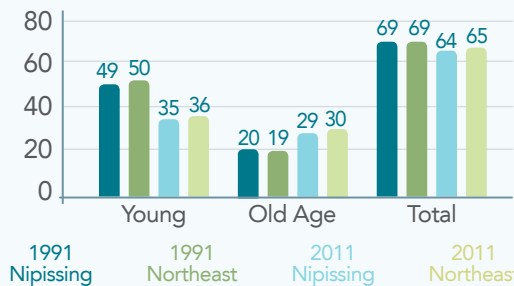
### NIPISSING DISTRICT

### PARRY SOUND DISTRICT

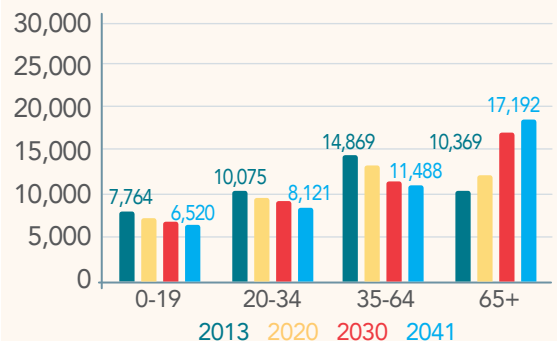
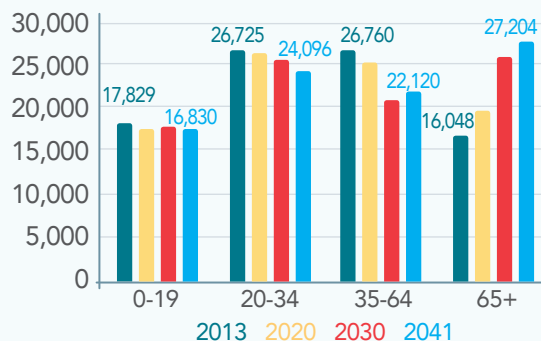
#### Age Distribution of Population, 1991 and 2011



#### Ratio of the Working-Age Population to Other Age Groups, 1991 and 2011



#### Population Projections by Age Group, 2013-41



FIGURES 4 & 5: Source: Author's calculations based on Statistics Canada, Census of Canada, and National Household Survey, custom tabulation.  
 FIGURE 6: Source: Author's calculations based on Ontario, Ministry of Finance, "Ontario Population Projections, 2013-2041" (Toronto, 2014).

Questions or concerns?  
 Feel free to contact us at  
[info@thelabourmarketgroup.ca](mailto:info@thelabourmarketgroup.ca)

T. 705.474.0812  
 Toll Free 1.877.223.8909  
 F. 705.474.2069

101 Worthington St. East  
 Suite 238  
 North Bay, Ontario

1 College Dr.  
 Parry Sound, Ontario

The Labour Market Group is funded by

