

MONTHLY VACANCIES REPORT

FEBRUARY 2017

Nipissing District

In February 2017 there were 328 vacancies recorded within the Nipissing District. This is a large decrease (-22.6%) from the previous month's total of 424 vacancies; however, this figure is almost comparable (-7.9%) to the same month last year when 356 vacancies were recorded. 145 unique employers posted vacancies in this month. 93.0% of the vacancies recorded were from online sources compared to only 7.0% from print media. Vacancies requiring bilingualism accounted for 10.4% of all vacancies.

328 Total Number of Job Postings **↓ 96** from Jan.

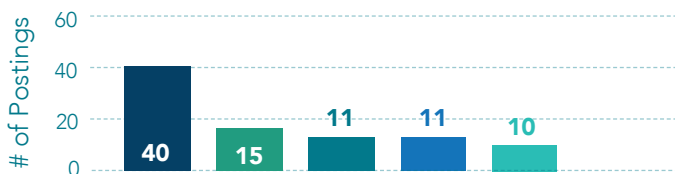
Parry Sound District

There were 107 vacancies recorded in the Parry Sound District in the month of February. This is a large increase (+39.0%) from the January total of 77 vacancies. When compared to the same month last year the increase is not as dramatic (+4.9%) as 102 vacancies were recorded in February 2016. These vacancies were posted by 59 unique employers. 78.5% of the vacancies were posted through online sources while 21.5% were through print media. Only 0.9% of the vacancies required the successful candidate to be bilingual.

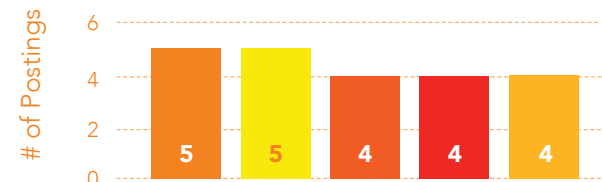
107 Total Number of Job Postings **↑ 30** from Jan.

* North American Industry Classification System (NAICS) is the system utilized by the governments of Canada, United States and Mexico in order to classify companies based on their primary functions/objectives.

Top 5 Employers Posting Vacancies



Top 5 Employers Posting Vacancies



Top 5 Industries Hiring (NAICS)

1 **20.7%** Admin & Support, Waste Management & Remediation Services (NAIC 56)
of all vacancies

Top 5 Positions

- 53** Call Centre Agent / Representative
- 6** Cleaner
- 3** Trades Technician / Installer
- 1** 6 Others Tied at 1

Top 5 Industries Hiring (NAICS)

1 **17.8%** Public Administration (NAIC 91)
of all vacancies

Top 5 Positions

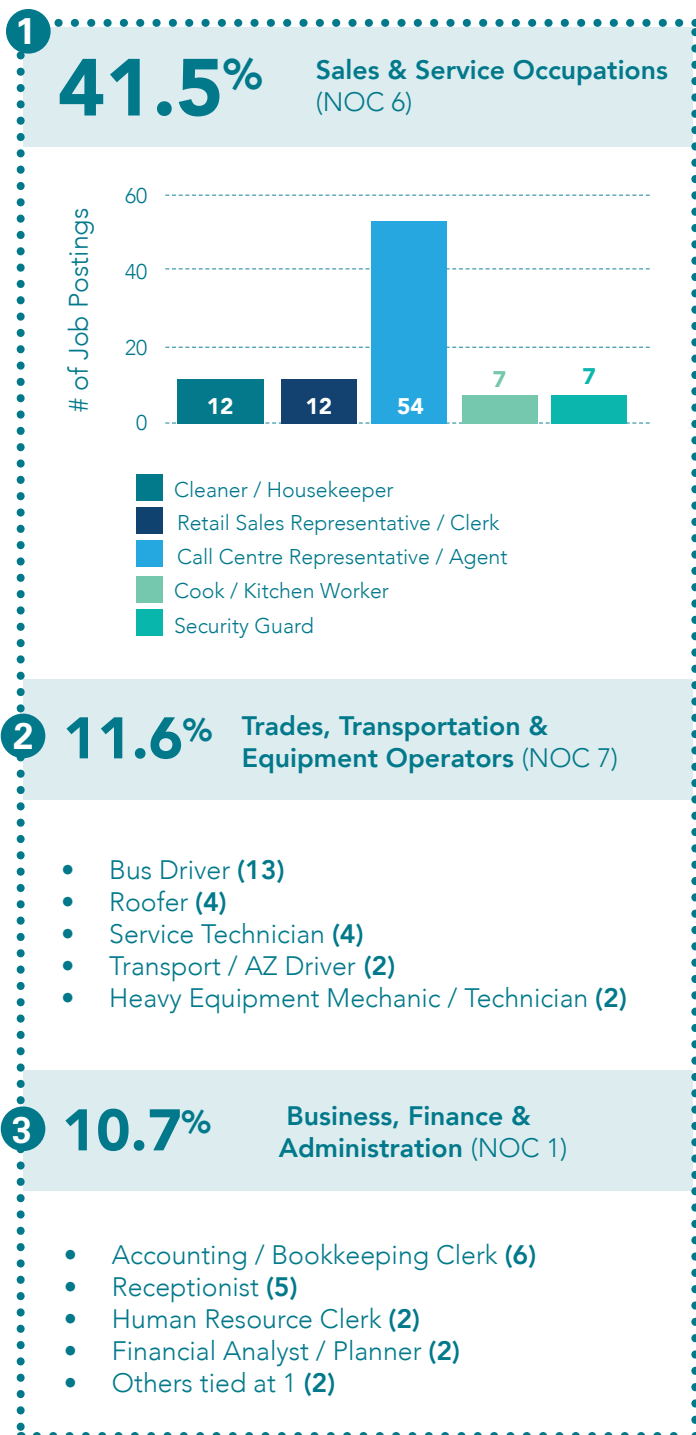
- 6** Labourer (Parks/Roads/Waste)
- 5** Equipment Operator
- 1** 8 Others Tied at 1

- 2 **17.1%** : Retail Trade (NAICS 44-45)
- 3 **11.9%** : Health Care & Social Assistance (NAIC 62)
- 4 **8.8%** : Accommodation & Food Services (NAIC 72)
- 5 **7.9%** : Professional, Scientific & Tech (NAIC 54)

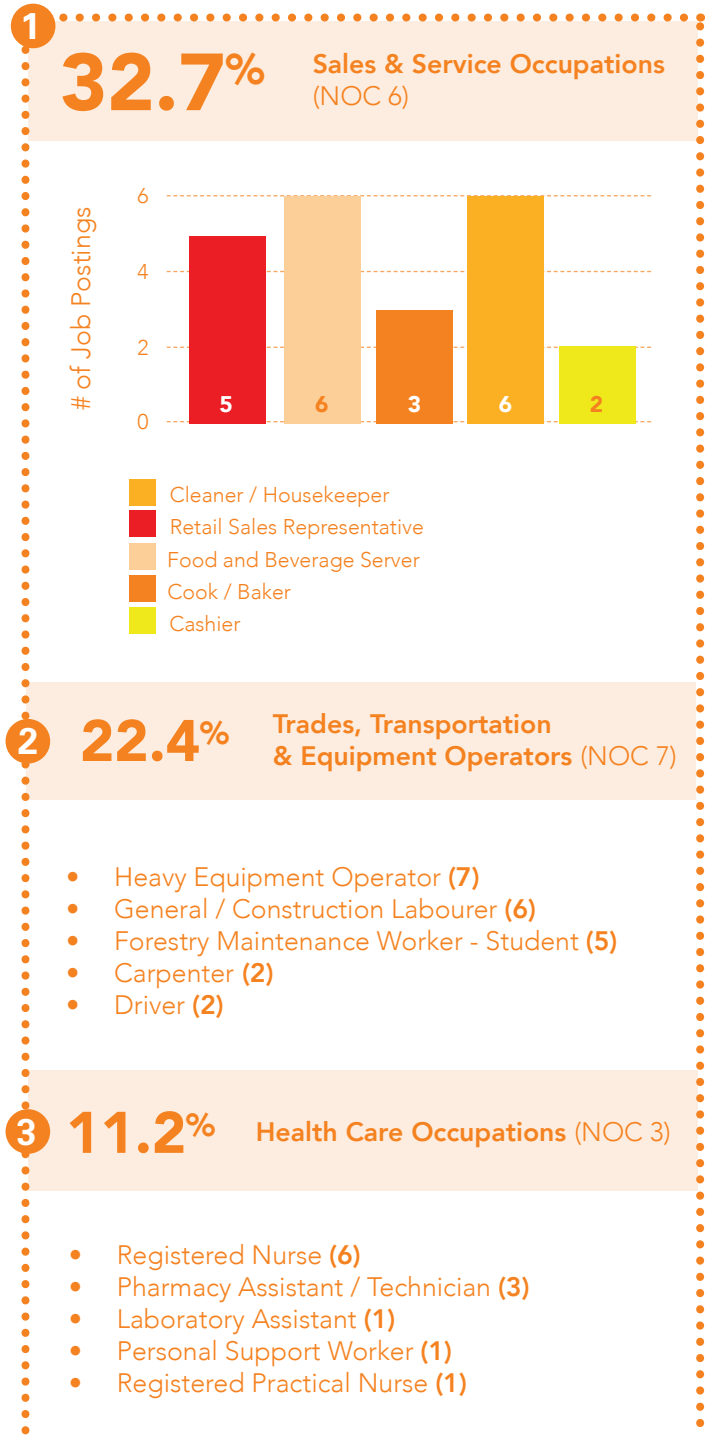
- 2 **16.8%** : Accommodation & Food Services (NAIC 72)
- 3 **14%** : Retail Trade (NAICS 44-45)
- 4 **14%** : Health Care & Social Assistance (NAIC 62)
- 5 **10.3%** : Arts, Entertainment & Recreation (NAIC 71)

* National Occupation Classification (NOC) is the system utilized by the Government of Canada to organize occupations based on the primary job requirements and skill level.

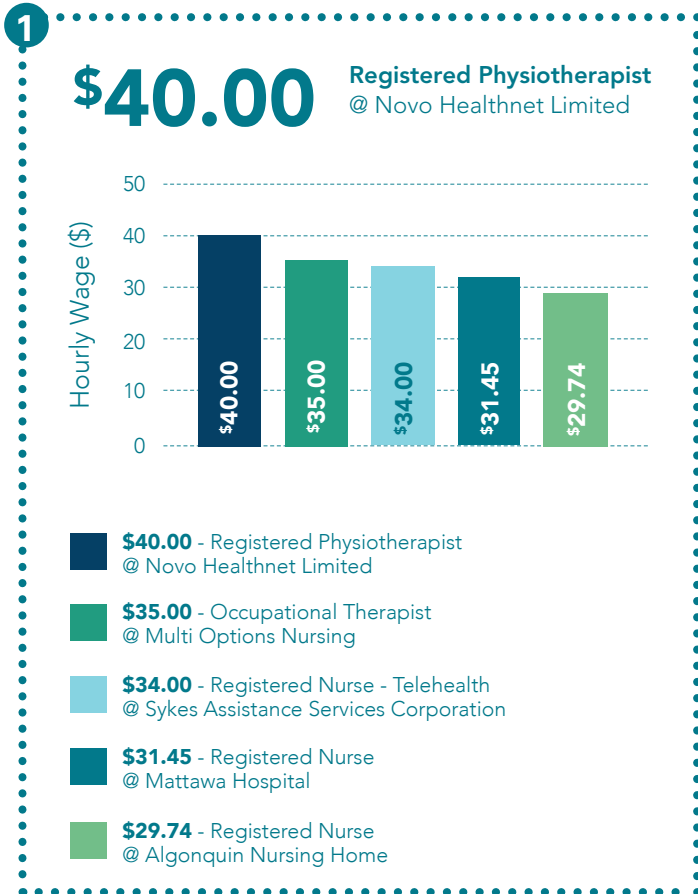
Top 3 Occupational Categories (NOC)



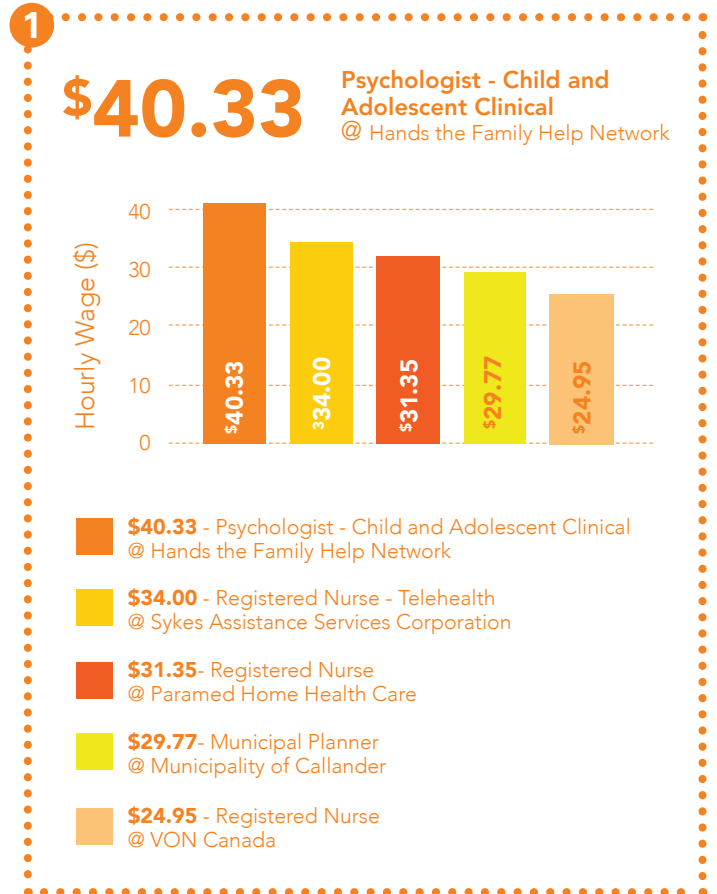
Top 3 Occupational Categories (NOC)



Highest Paying Jobs By Hourly Wage



Highest Paying Jobs By Hourly Wage



Highest Paying Jobs By Annual Salary

1 **\$95,000**
Supply Chain Coordinator
@ Di-Corp

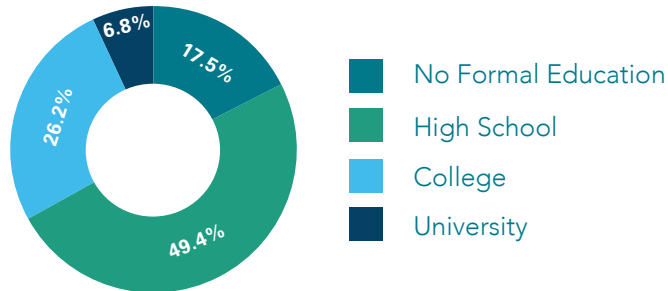
2 **\$82,569**
Traffic Head
@ Ministry of Transportation

3 **\$55,602**
Measurer - Wood
@ Ministry of Natural Resources and Forestry

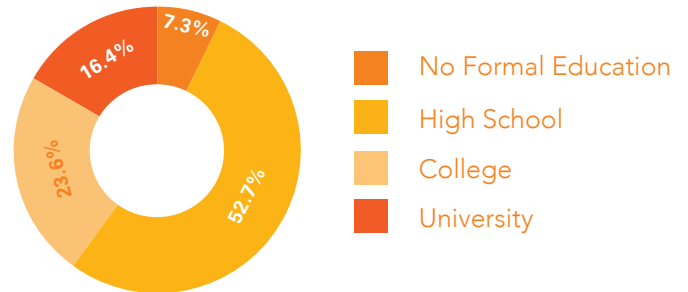
Highest Paying Jobs By Annual Salary

1 **\$45,000**
Account Manager - Sales
@ Ross WD Incorporated

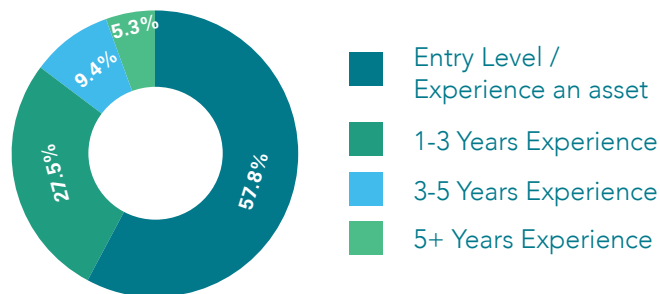
Educational Level Requested:



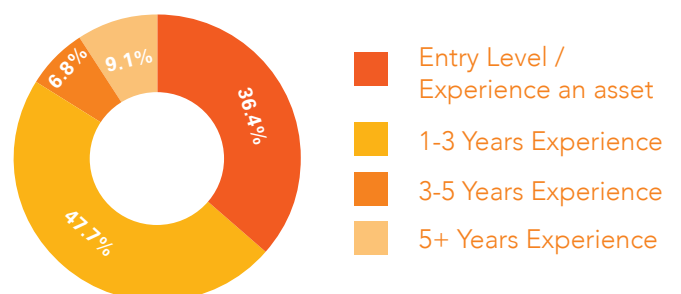
Educational Level Requested:



Required Experience Breakdown:



Required Experience Breakdown:



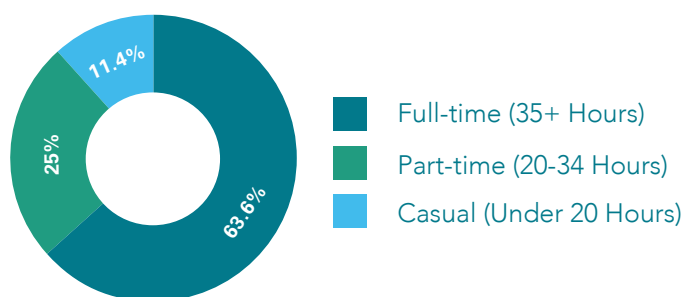
244

Postings listed experience requirements
(74.4%)

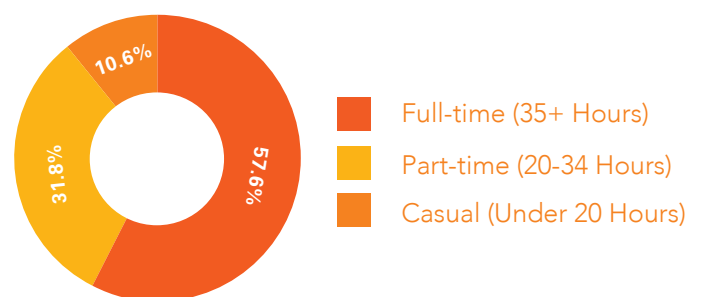
44

Postings listed experience requirements
(41.1%)

Full-time / Part-time Breakdown



Full-time / Part-time Breakdown



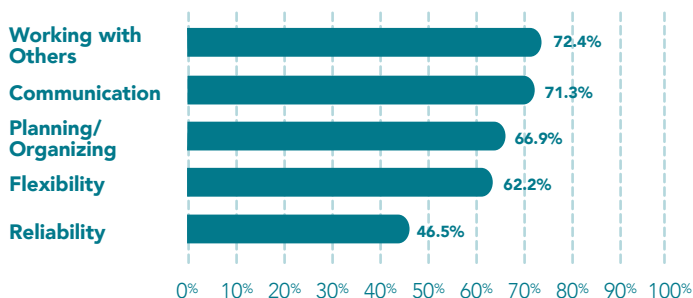
272

Postings listed hours offered (82.9%)

85

Postings listed hours offered (79.4%)

Top 5 Most Desired Soft Skills



In February 2017 there were 328 vacancies recorded within the Nipissing District. This is a large decrease (-22.6%) from the previous month's total of 424 vacancies; however, this figure is almost comparable (-7.9%) to the same month last year when 356 vacancies were recorded. 145 unique employers posted vacancies in this month. 93.0% of the vacancies recorded were from online sources compared to only 7.0% from print media. Vacancies requiring bilingualism accounted for 10.4% of all vacancies.

The Administrative Support, Waste Management and Remediation Services (NAICS-56) industry took over the top spot in regards to industry with the greatest number of posted vacancies with 20.7% of all vacancies; a slight (+2.1%) increase from the previous month's figure of 18.6%. Notable increases took place within the Agriculture, Forestry, Fishing and Hunting (NAICS-11) and Retail Trade (NAICS-44-45) industries with 5.3% and 5.0% increases over the previous month respectively. The largest drops in vacancy share took place in the Public Administration (NAICS-91) and Health Care and Social Services (NAICS-62) industries with -13.3% and -8.4% decreases seen when compared to January 2016.

Almost half (41.5%) of the vacancies recorded in February were for Sales and Service (NOC-6) based occupations; a 5.4% increase from the 36.1% share this category held in the previous month. Natural Resources, Agriculture and Related Production (NOC-8) based occupations saw a similar increase (+4.6%) in vacancy share and now make up 4.9% of all vacancies. Significant decreases in vacancy share took place amongst Business Finance and Administration (NOC-1) and Health Care (NOC-3) based occupations with drops in vacancy share of -9.6% and -7.7% respectively.

Job postings were gathered online from www.jobbank.gc.ca, www.indeed.ca, and www.wowjobs.ca, and the North Bay & District Jobs Facebook page. They were also gathered from our local newspapers including: Almaguin News, Parry Sound North Star, North Bay Nugget, Mattawa Recorder, and West Nipissing Tribune.

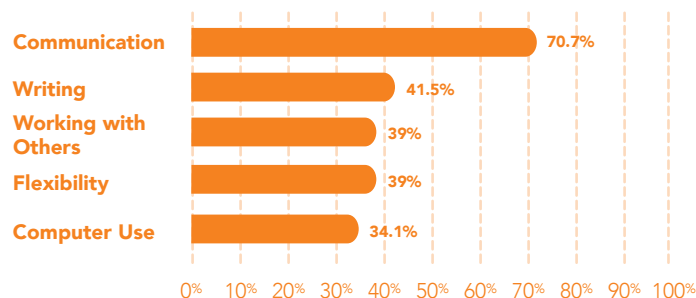
² Includes placement agencies, employment service providers and temporary agencies postings which could otherwise fall under other industries but actual employers are unknown at this time.

³ HGS and Zedd both post very frequently and state they are looking for large numbers of employees. As a result only 1 posting for each was considered

For more information & further details about local vacancies, please contact :

The Labour Market Group
Toll Free: 1-877-223-8909
info@thelabourmarketgroup.ca

Top 5 Most Desired Soft Skills



There were 107 vacancies recorded in the Parry Sound District in the month of February. This is a large increase (+39.0%) from the January total of 77 vacancies. When compared to the same month last year the increase is not as dramatic (+4.9%) as 102 vacancies were recorded in February 2016. These vacancies were posted by 59 unique employers. 78.5% of the vacancies were posted through online sources while 21.5% were through print media. Only 0.9% of the vacancies required the successful candidate to be bilingual.

The greatest number of vacancies in February came from the Public Administration (NAICS-91) industry. Vacancies from this industry accounted for 17.8% of all vacancies; a 7.4% increase from the previous month's figure for this industry of 10.4% of the overall share. Accommodation and Food Services (NAICS-72) also saw a significant increase; +7.7%, from the previous month and now accounts for 16.8% of all vacancies. Vacancies in the Health Care and Social Services (NAICS-62) industry dropped sharply (-17.2%) from the previous month and now accounts for 14.0% of all the vacancies.

Sales and Service (NOC-6) based occupations accounted for nearly one-third of the vacancies with 32.7% of the overall share. This is a large increase (+11.9%) from January where these occupations represented 20.8% of all vacancies. The largest drop was amongst Health Care (NOC-3) based occupations. These occupations represented 11.2% of the vacancies in February; nearly half of the 20.8% share from January.