

# MONTHLY VACANCIES REPORT

JANUARY 2017

## Nipissing District

424 vacancies were reported for Nipissing District in January representing a very large increase of 58.8% over the 267 vacancies reported in December. There was also a significant increase; 12.5% from the 377 vacancies reported in the same month last year. The number of unique employers posting vacancies has also increased with 174 postings in January compared to 114 (+52.6%) in December 2016 and 149 (+35.1%) in January 2016. 96.0% of the vacancies came from online sources while 14.4% stated being bilingual as a requirement for the position.

**424** Total Number of Job Postings **↑157** from Dec.

## Parry Sound District

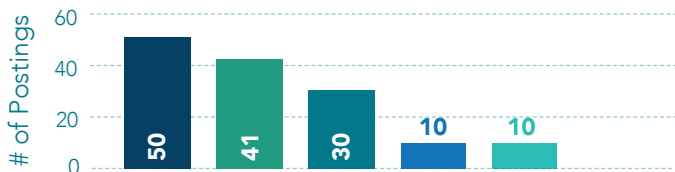
There were 77 vacancies recorded within the Parry Sound District in the month of January. This represents a significant increase of 35.1% from the previous month total of 57. This; however, remains below the previous year figure of 97 vacancies for a drop of -20.6%. The 77 vacancies were posted by 46 unique employers which is also lower than last month (32) and January of last year (49). 93.5% of the vacancies this month were advertised through online sources and only 2.2% of the vacancies listed being bilingual as a requirement for the position.

**77** Total Number of Job Postings **↑20** from Dec.

\* North American Industry Classification System (NAICS) is the system utilized by the governments of Canada, United States and Mexico in order to classify companies based on their primary functions/objectives.

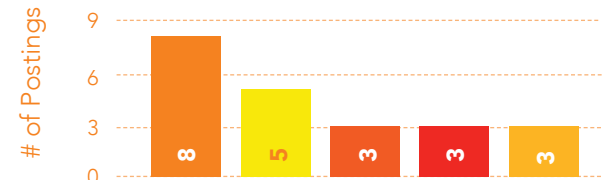
### Top 5 Employers Posting Vacancies

- Statistics Canada
- H&R Block
- HGS Canada Inc.
- WIS International
- Plan A Health Care Staffing Solutions Inc.



### Top 5 Employers Posting Vacancies

- West Parry Sound Health Centre
- RONA
- AGTA Home Health Care
- YMCA of Simcoe/Muskoka
- J&R Property Management



### Top 5 Industries Hiring (NAICS)

**1** **20.3%** Health Care & Social Assistance (NAIC 62) of all vacancies

#### Top 5 Positions

- 23** Personal Support Worker
- 12** Registered Nurse
- 10** Registered Practical Nurse
- 4** Developmental Service Worker
- 4** Early Childhood Educator / Worker

### Top 5 Industries Hiring (NAICS)

**1** **31.2%** Health Care & Social Assistance (NAIC 62) of all vacancies

#### Top 5 Positions

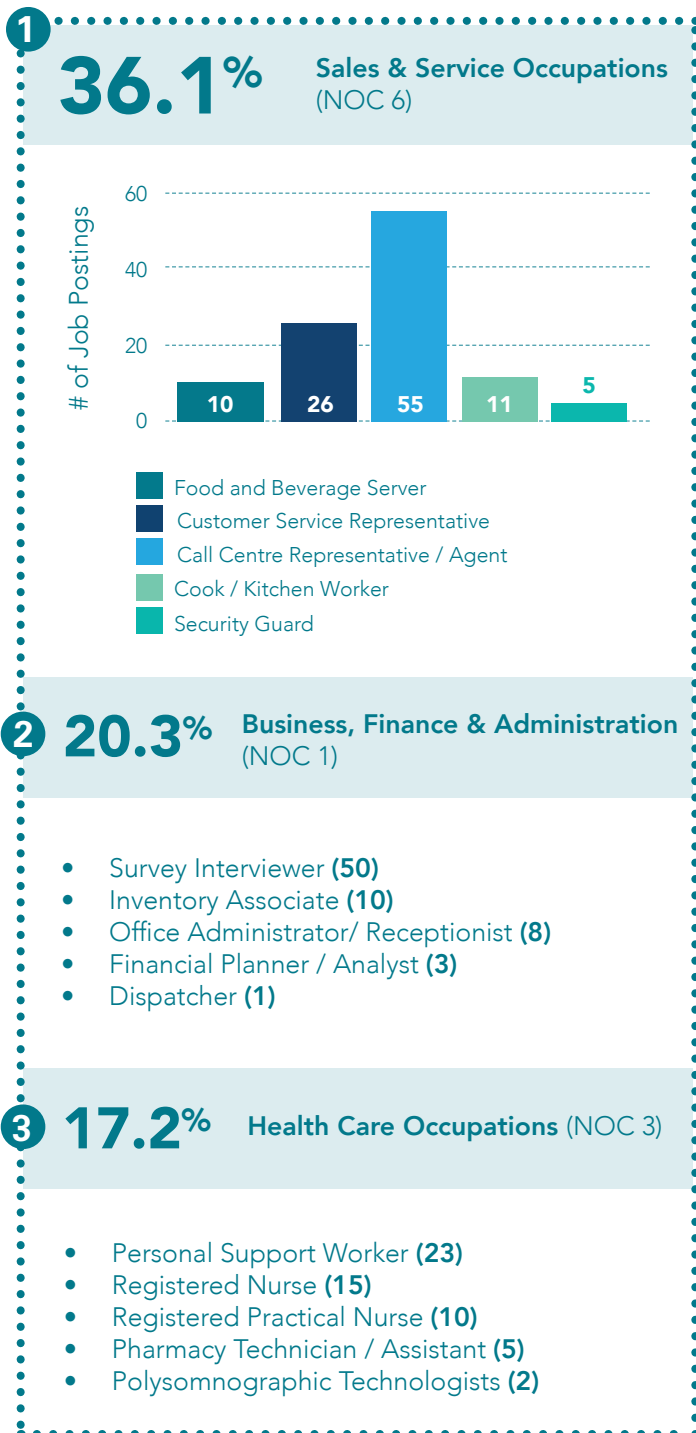
- 8** Personal Support Worker
- 6** Primary Care Paramedic
- 3** Clerk / Receptionist
- 1** Registered Practical Nurse
- 1** Family Therapist

- 2 **18.6%** : Admin & Support, Waste Management & Remediation Services (NAIC 56)
- 3 **17%** : Public Administration (NAIC 91)
- 4 **12%** : Retail Trade (NAICS 44-45)
- 5 **7.3%** : Professional, Scientific & Tech (NAIC 54)

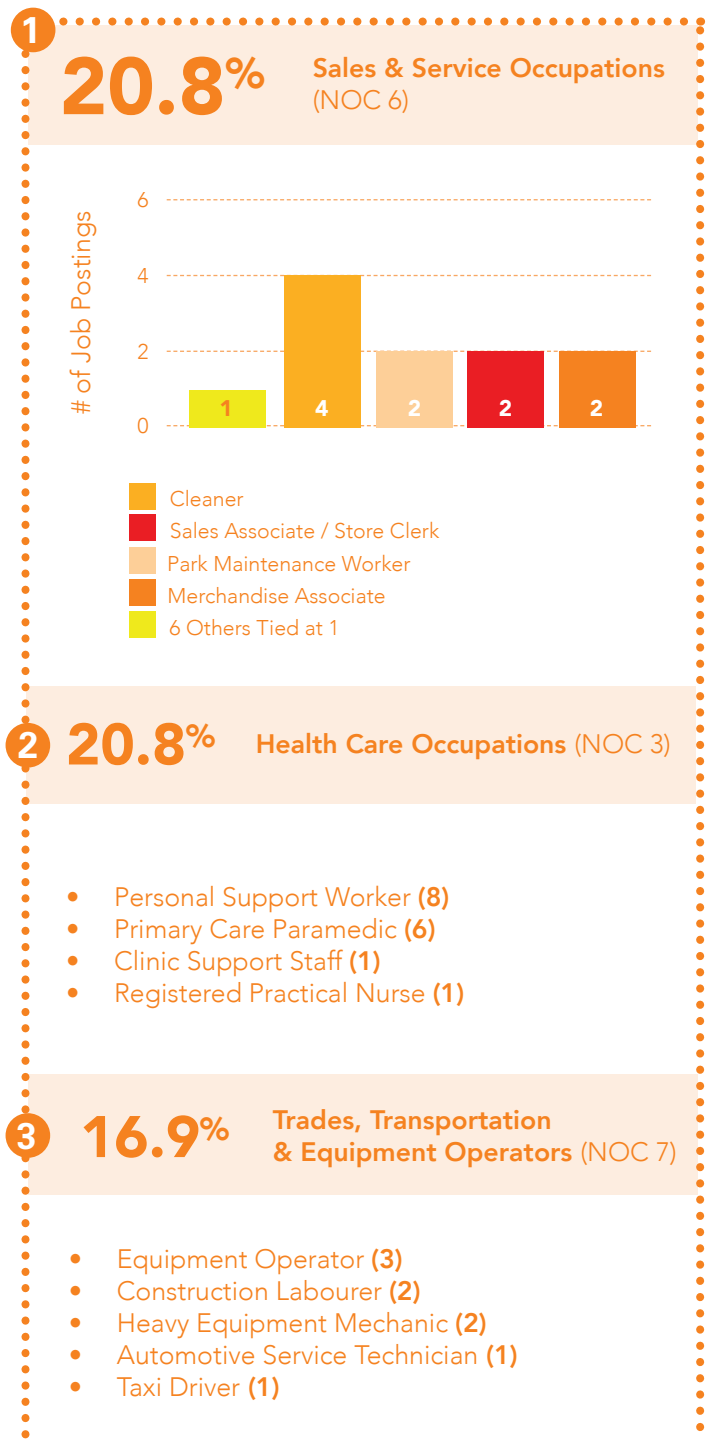
- 2 **15.6%** : Retail Trade (NAIC 44-45)
- 3 **10.4%** : Public Administration (NAIC 91)
- 4 **9.1%** : Accommodation & Food (NAIC 72)
- 5 **7.8%** : Arts, Entertainment & Recreation (NAIC 71)

\* National Occupation Classification (NOC) is the system utilized by the Government of Canada to organize occupations based on the primary job requirements and skill level.

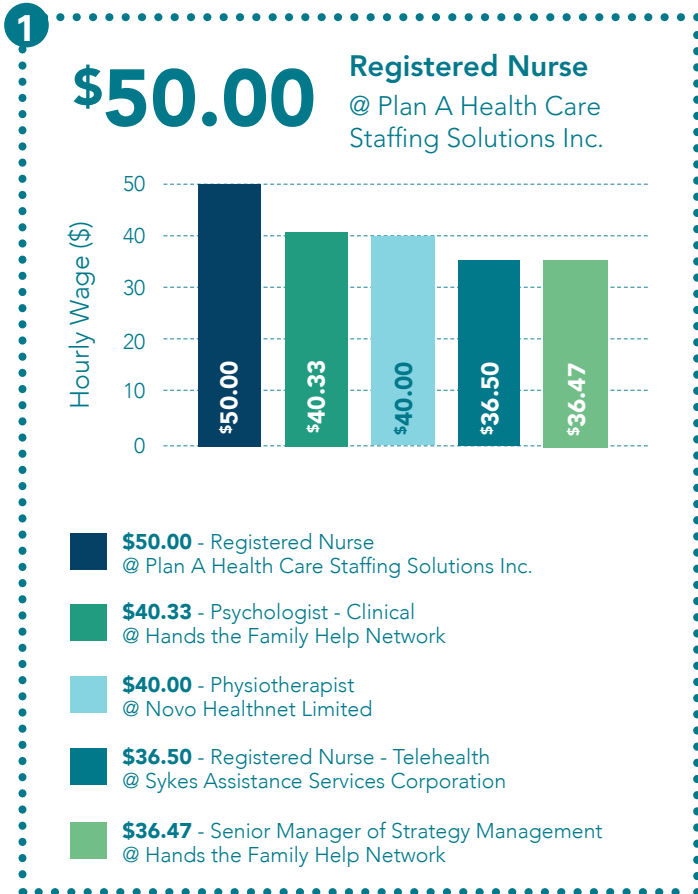
### Top 3 Occupational Categories (NOC)



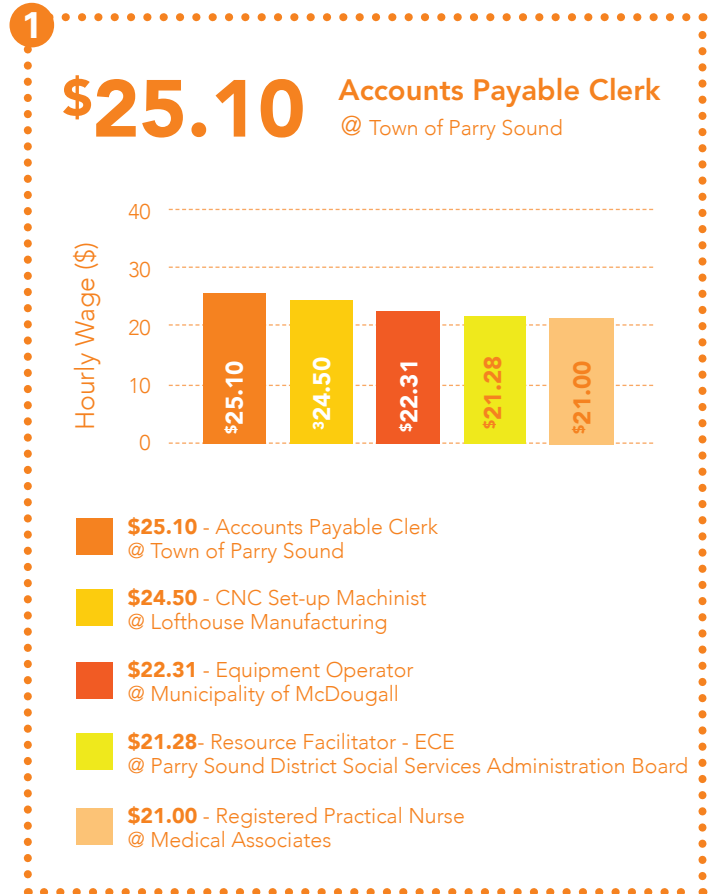
### Top 3 Occupational Categories (NOC)



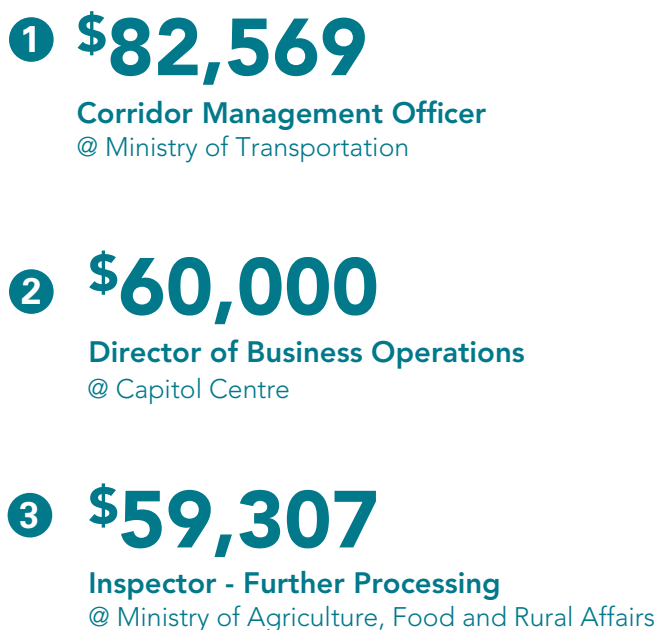
## Highest Paying Jobs By Hourly Wage



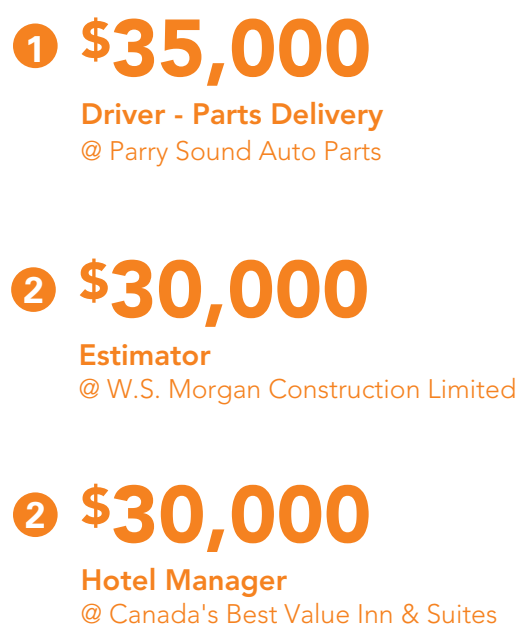
## Highest Paying Jobs By Hourly Wage



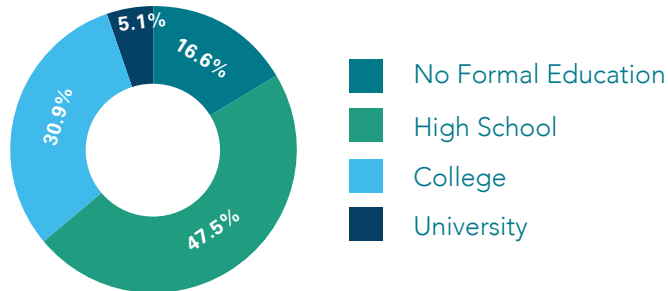
## Highest Paying Jobs By Annual Salary



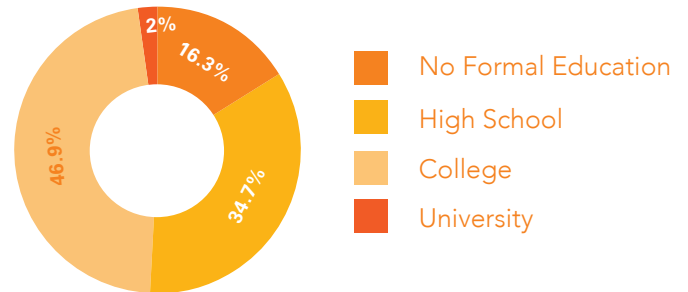
## Highest Paying Jobs By Annual Salary



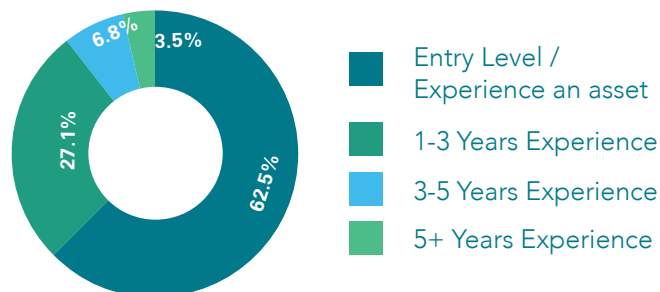
## Educational Level Requested:



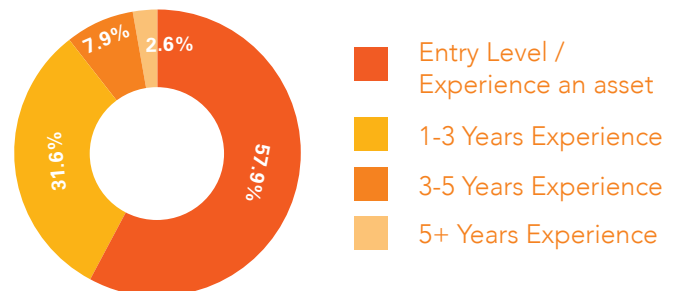
## Educational Level Requested:



## Required Experience Breakdown:



## Required Experience Breakdown:



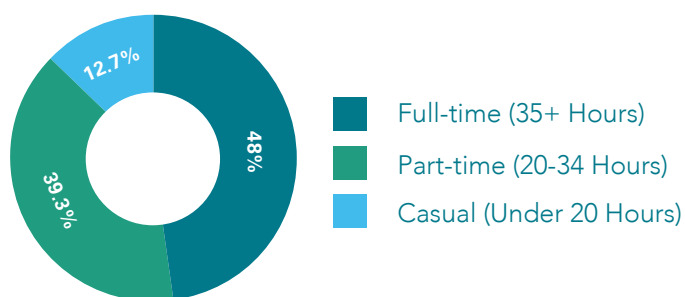
339

Postings listed experience requirements (80%)

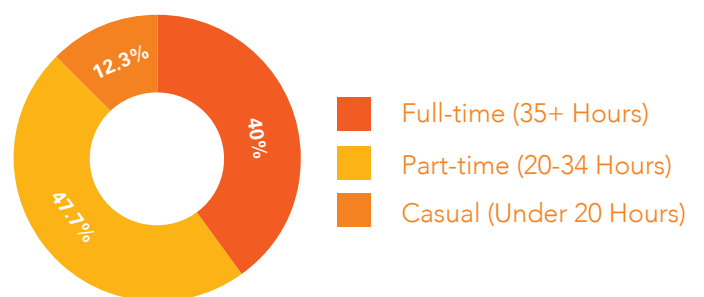
38

Postings listed experience requirements (49.4%)

## Full-time / Part-time Breakdown



## Full-time / Part-time Breakdown



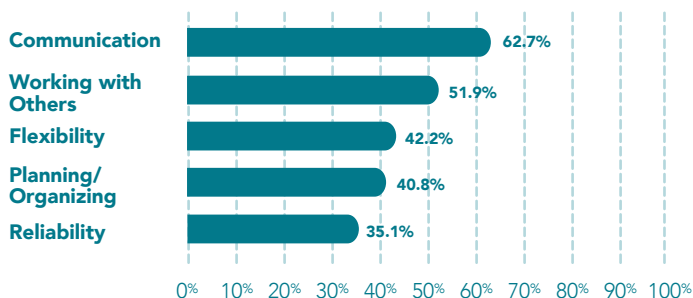
377

Postings listed hours offered (88.9%)

65

Postings listed hours offered (84.4%)

## Top 5 Most Desired Soft Skills



424 vacancies were reported for Nipissing District in January representing a very large increase of 58.8% over the 267 vacancies reported in December. There was also a significant increase; 12.5% from the 377 vacancies reported in the same month last year. The number of unique employers posting vacancies has also increased with 174 postings in January compared to 114 (+52.6%) in December 2016 and 149 (+35.1%) in January 2016. 96.0% of the vacancies came from online sources while 14.4% stated being bilingual as a requirement for the position.

The greatest share of vacancies in January; 20.3%, were in the Health Care (NAICS-62) industry. This represented only a slight decrease of only -2.6% from the previous month's figure for this industry. The Administrative, Waste Management and Remediation Services (NAICS-56) and Public Administration (NAICS-91) were close behind with 18.6% and 17.0% of the overall vacancy share. The biggest shifts over the last month were in the Agriculture, Forestry, Fishing and Hunting (NAICS-11) and Public Administration (NAICS-91) industries with changes in vacancy share of -5.4% and +14.4% respectively.

Slightly more than one-third; 36.1%, of the vacancies recorded in January were for Sales and Service (NOC-6) based occupations; up 9.5% from the December share of 26.6% for the same occupations. Business, Finance and Administration (NOC-1) and Health Care (NOC-3) occupations rounded out the top 3 with 20.3% and 14.4% of the vacancy share respectively. There was a notable decrease in vacancy share of -6.5% over the last month for Natural Resources, Agriculture and Related Production (NOC-8) occupations.

Job postings were gathered online from [www.jobbank.gc.ca](http://www.jobbank.gc.ca), [www.indeed.ca](http://www.indeed.ca), and [www.wowjobs.ca](http://www.wowjobs.ca), and the North Bay & District Jobs Facebook page. They were also gathered from our local newspapers including: Almaguin News, Parry Sound North Star, North Bay Nugget, Mattawa Recorder, and West Nipissing Tribune.

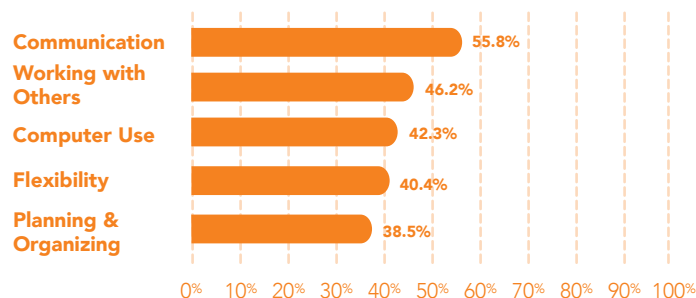
<sup>2</sup> Includes placement agencies, employment service providers and temporary agencies postings which could otherwise fall under other industries but actual employers are unknown at this time.

<sup>3</sup> HGS and Zedd both post very frequently and state they are looking for large numbers of employees. As a result only 1 posting for each was considered

For more information & further details about local vacancies, please contact :

The Labour Market Group  
Toll Free: 1-877-223-8909  
[info@thelabourmarketgroup.ca](mailto:info@thelabourmarketgroup.ca)

## Top 5 Most Desired Soft Skills



There were 77 vacancies recorded within the Parry Sound District in the month of January. This represents a significant increase of 35.1% from the previous month total of 57. This; however, remains below the previous year figure of 97 vacancies for a drop of -20.6%. The 77 vacancies were posted by 46 unique employers which is also lower than last month (32) and January of last year (49). 93.5% of the vacancies this month were advertised through online sources and only 2.2% of the vacancies listed being bilingual as a requirement for the position.

31.2% of the vacancies this month were found in the Health Care and Social Assistance (NAICS-62) industry; slightly higher (+6.6%) than the vacancy share for the same industry last month of 24.6%. The largest change was seen in the Transportation and Warehousing (NAICS-48-49) industry which dropped from 21.1% of the vacancy share in December to only 1.3% in January. The largest increase in vacancy share was in the Other Services (NAICS-81) industry which climbed from 0.0% to 7.8% of the share month over month.

Health Care (NOC-3) and Sales and Service (NOC-6) based occupations shared top spot in regards to vacancy share this month with 20.8% of the overall share each. Sales and Service occupations specifically saw a 10.3% increase from the previous month's figure of 10.5%. The largest change month over month was amongst Trades, Drivers and Equipment Operators which dropped from 40.4% of the vacancy share in December to 16.9% in January.



The Labour Market Group  
Guiding partners to workforce solutions.