



## IN THIS EDITION

Potential Retirement Numbers  
(Nipissing and Parry Sound)

Local Labour Market Plan:  
Total Job Vacancies

Number of Job Vacancies Among  
Top 3 Major Industries (2 Digit Naics),  
by Quarter

Average Annual Net Employment  
Growth 2010-2015

## VACANCY REPORT NOVEMBER 2016

TOTAL NUMBER OF JOB POSTINGS

Nipissing **372**  
Parry Sound **71**

TOP INDUSTRY WITH VACANCIES

Nipissing  
Health Care and Social  
Assistance (22.6%)

Parry Sound  
Health Care and Social  
Assistance (33.8%)

To view the full report, visit our website  
[www.thelabourmarketgroup.ca](http://www.thelabourmarketgroup.ca)

Questions or concerns?  
Feel free to contact us at  
[info@thelabourmarketgroup.ca](mailto:info@thelabourmarketgroup.ca)

T. 705.474.0812  
Toll Free 1.877.223.8909  
F. 705.474.2069

101 Worthington St. East  
Suite 238  
North Bay, Ontario

The Labour Market Group is funded by

# EMPLOYMENT ONTARIO

## POTENTIAL RETIREMENT NUMBERS

### RECEPTIONISTS (NOC #1414)



NIPISSING DISTRICT

PARRY SOUND DISTRICT

**125**

**90**

COULD RETIRE BY 2021

**125** are 55-64  
years of age

**75** are 55-64  
years of age

**0** are 65+  
years of age

**15** are 65+  
years of age

### CASHIERS (NOC #6611)



NIPISSING DISTRICT

PARRY SOUND DISTRICT

**135**

**105**

COULD RETIRE BY 2021

**115** are 55-64  
years of age

**105** are 55-64  
years of age

**20** are 65+  
years of age

**0** are 65+  
years of age

### LIGHT DUTY CLEANERS (NOC #6731)



NIPISSING DISTRICT

PARRY SOUND DISTRICT

**115**

**65**

COULD RETIRE BY 2021

**95** are 55-64  
years of age

**65** are 55-64  
years of age

**20** are 65+  
years of age

**0** are 65+  
years of age

### REGISTERED NURSES & REGISTERED PSYCHIATRIC NURSES (NOC #3012)



NIPISSING DISTRICT

PARRY SOUND DISTRICT

**180**

**105**

COULD RETIRE BY 2021

**180** are 55-64  
years of age

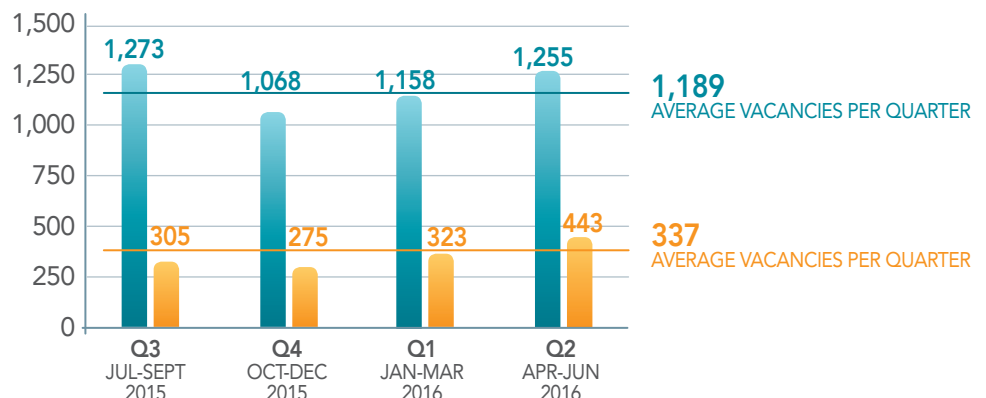
**95** are 55-64  
years of age

**0** are 65+  
years of age

**10** are 65+  
years of age

## LOCAL LABOUR MARKET PLAN: TOTAL JOB VACANCIES

TOTAL VACANCIES IN NIPISSING DISTRICT AND PARRY SOUND DISTRICT, PER QUARTER



# TOP INDUSTRY SECTORS:



## NIPISSING

- 1. Real Estate & Rental Leasing**  
1362 businesses or 22% of total businesses
- 2. Retail Trade**  
670 businesses or 10.9% of total businesses
- 3. Construction**  
667 businesses or 10.8% of total businesses

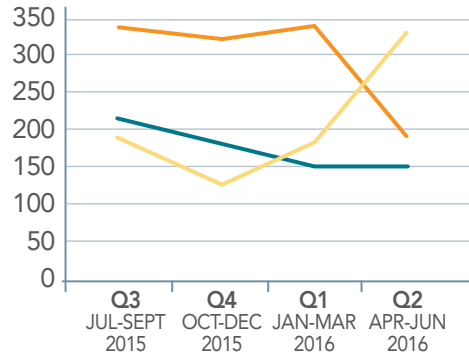
## PARRY SOUND



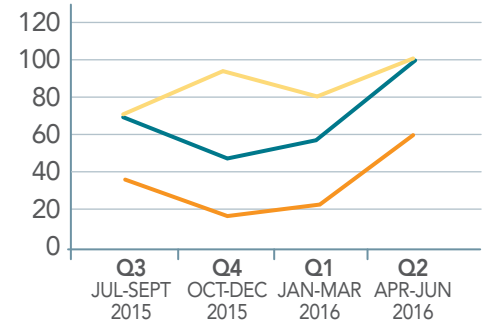
- 1. Construction**  
729 businesses or 18% of total businesses
- 2. Real Estate & Rental Leasing**  
628 businesses or 16% of total businesses
- 3. Retail Trade**  
345 businesses or 9% of total businesses

## NUMBER OF JOB VACANCIES AMONG TOP 3 MAJOR INDUSTRIES (2 DIGIT NAICS), BY QUARTER

NIPISSING DISTRICT



PARRY SOUND DISTRICT

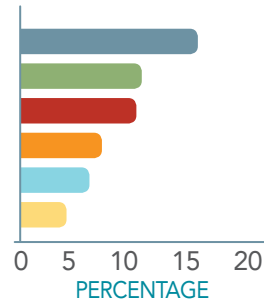


LEGEND: Administrative & Support, Waste Management & Remediation Services (56) (Nipissing) | Retail Trade (44-45) | Healthcare & Social Assistance (62) | Accommodation & Food Services (72) (Parry Sound)

## AVERAGE ANNUAL NET EMPLOYMENT GROWTH 2010-2015 THE FIVE SOLITUDES OF ONTARIO

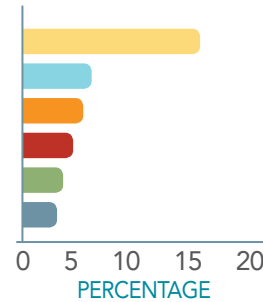
Average annual net employment growth has been negative in Eastern and Northern Ontario between 2010 and 2015

Employment in manufacturing (% of total employment), 2015



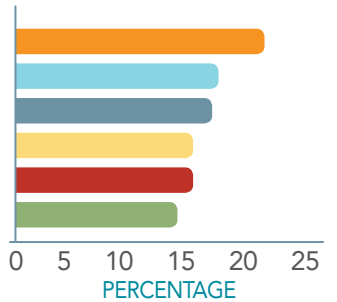
Source: Statistics Canada, 2016j.

Employment in public administration (% of total employment), 2015



Source: Statistics Canada, 2016j.

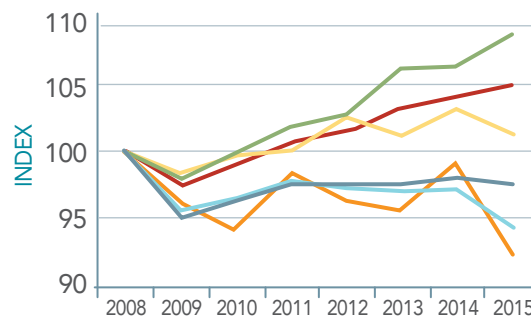
Share (%) of population 65 years of age or older, 2015



Source: Statistics Canada, 2016b.

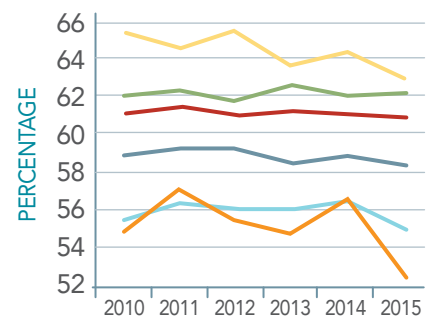
LEGEND: Ottawa and surrounding area | Northern Ontario | Eastern Ontario | Ontario | Greater Golden Horseshoe | Southwestern Ontario

Employment as an index of levels in 2008, 2008-2015



Source: Statistics Canada, 2016i.

Employment rate (%), 2010-2015



T. 705.474.0812  
Toll Free 1.877.223.8909  
F. 705.474.2069

101 Worthington St. East  
Suite 238  
North Bay, Ontario

1 College Dr.  
Parry Sound, Ontario

The Labour Market Group is funded by  
**EMPLOYMENT ONTARIO**