

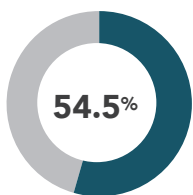
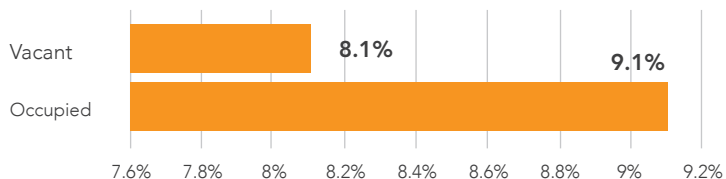
**NOC:** National Occupation Classification (NOC) is the system utilized to organize occupations based on the primary job requirements and skill level.  
**NAIC:** North American Industry Classification System is the system utilized by to classify companies based on their primary functions/objectives.  
**LMG Vacancy Study:** This report provides an overview of the job vacancies for the month for the period of July 2015 to April 2016

# TOURISM & HOSPITALITY

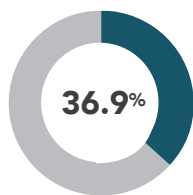
NAICS 71 & 72

This report will focus on occupations within the Tourism and Hospitality industry throughout both the Nipissing and Parry Sound Districts. Those occupations which fall under the major categories of Arts, Entertainment and Recreation (NAICS-71) and Accommodation and Food Services (NAICS-72) will be the primary focus of this report.

## COMPARISON OF OCCUPIED & VACANT POSITIONS IN TERMS OF % SHARE OF ALL OCCUPATIONS



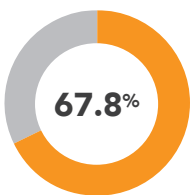
% of positions requiring a high school diploma or less



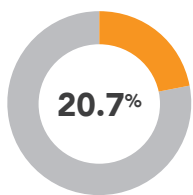
% of full-time positions (35+ hours/week)



**4,116**  
OCCUPIED  
positions  
in 2015 (Stats Can)



% of entry level positions



% of seasonal/temporary positions



**34** AVERAGE  
MONTHLY  
vacancies  
(LMG Vacancy Study)

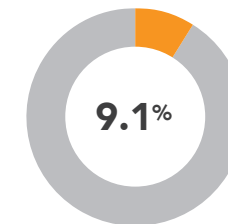
## NIPISSING DISTRICT



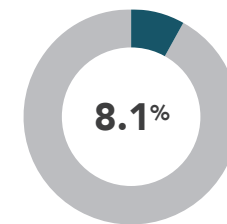
average starting wage  
**\$11.83**  
per hour  
(LMG Vacancy Study)



% share of all occupied positions (StatsCan)



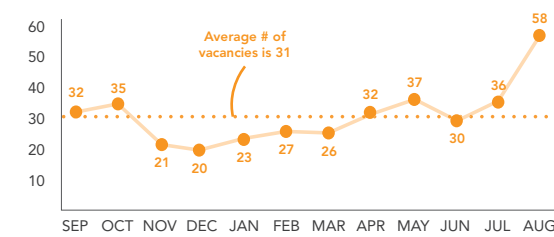
% share of all vacant positions (LMG Vacancy Study)



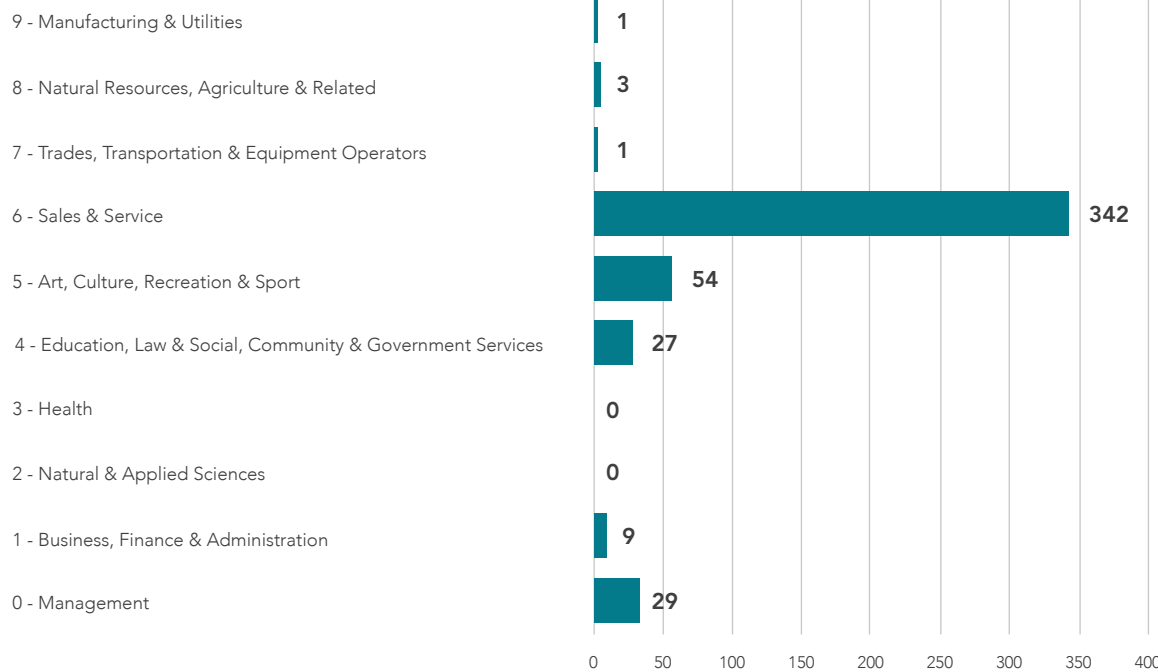
NUMBER OF OCCUPIED JOBS IN TOURISM & HOSPITALITY (NAICS 71 & 72) PER YEAR, 2010-2015 (StatsCan)



NUMBER OF VACANT POSITIONS IN TOURISM & HOSPITALITY (NAICS 71 & 72) (LMG Vacancy Study)



## TOURISM & HOSPITALITY POSITION REPRESENTATION IN VACANCIES AMONG MAJOR OCCUPATIONAL GROUPS (NOC)



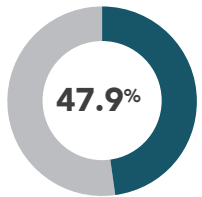
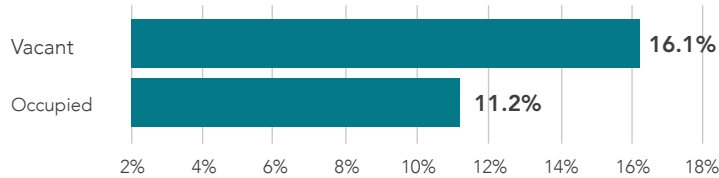
**NOC:** National Occupation Classification (NOC) is the system utilized to organize occupations based on the primary job requirements and skill level.  
**NAIC:** North American Industry Classification System is the system utilized by to classify companies based on their primary functions/objectives.  
**LMG Vacancy Study:** This report provides an overview of the job vacancies for the month for the period of July 2015 to April 2016

# TOURISM & HOSPITALITY

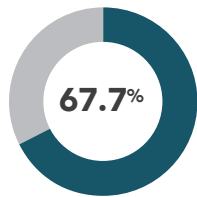
NAICS 71 & 72

This report will focus on occupations within the Tourism and Hospitality industry throughout both the Nipissing and Parry Sound Districts. Those occupations which fall under the major categories of Arts, Entertainment and Recreation (NAICS-71) and Accommodation and Food Services (NAICS-72) will be the primary focus of this report.

## COMPARISON OF OCCUPIED & VACANT POSITIONS IN TERMS OF % SHARE OF ALL OCCUPATIONS



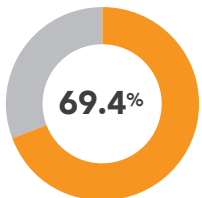
% of positions requiring a high school diploma or less



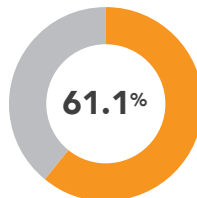
% of full-time positions (35+ hours/week)



**1,749**  
OCCUPIED  
positions  
in 2015 (Stats Can)



% of entry level positions



% of seasonal/temporary positions

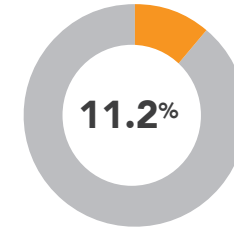


**19** AVERAGE  
MONTHLY  
vacancies  
(LMG Vacancy Study)

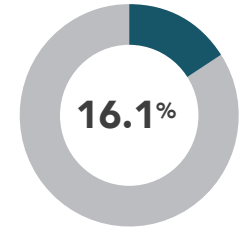
## PARRY SOUND DISTRICT



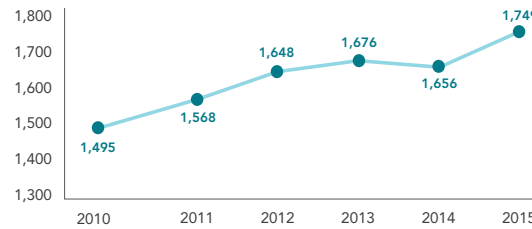
% share of all occupied positions (StatsCan)



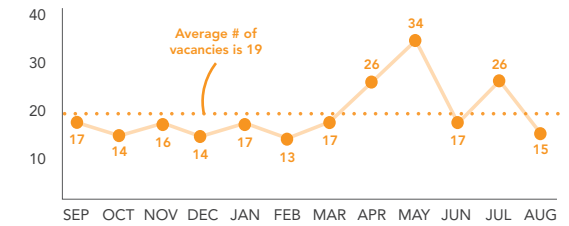
% share of all vacant positions (LMG Vacancy Study)



NUMBER OF OCCUPIED JOBS IN TOURISM & HOSPITALITY (NAICS 71 & 72) PER YEAR, 2010-2015 (StatsCan)



NUMBER OF VACANT POSITIONS IN TOURISM & HOSPITALITY (NAICS 71 & 72) (LMG Vacancy Study)



## TOURISM & HOSPITALITY POSITION REPRESENTATION IN VACANCIES AMONG MAJOR OCCUPATIONAL GROUPS (NOC)

