

MONTHLY VACANCIES REPORT

AUGUST 2016

Nipissing District

There were 519 vacancies posted within Nipissing District for the month of August 2016 which came from a variety of print and online sources. This is a very large (+23.3%) increase from the previous month figure of 421 and also an increase (12.1%) from the 463 vacancies seen in August of 2015. The 519 vacancies were posted by 226 unique employers; 42 more than posted in the previous month.

519 Total Number of Job Postings **↑98** from July

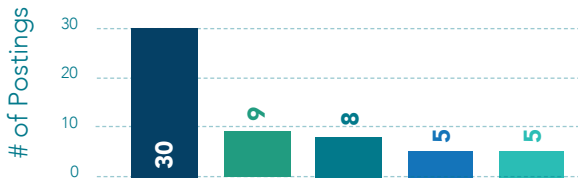
* North American Industry Classification System (NAICS) is the system utilized by the governments of Canada, United States and Mexico in order to classify companies based on their primary functions/objectives.

Top 5 Industries Hiring



Top 5 Companies Posting Vacancies

- Plan A Health Care Staffing Solutions Inc.
- One Kids Place
- North Bay Regional Health Centre
- Lindsey Weld Centre for Children
- VON Canada



Top 5 Positions

- 30** Personal Support Worker
- 11** Registered Practical Nurse
- 9** Child Care Worker / ECE
- 8** Counsellor
- 7** Registered Nurse

Parry Sound District

135 vacancies were recorded in Parry Sound District for the month of August from a variety of online and print media sources. This represents a 11.6% increase from the 121 vacancies posted in July and significantly higher (+23.9%) than the 109 vacancies found in August of 2015. These vacancies were posted by 64 unique employers; a similar figure to the 63 unique employers in the previous month.

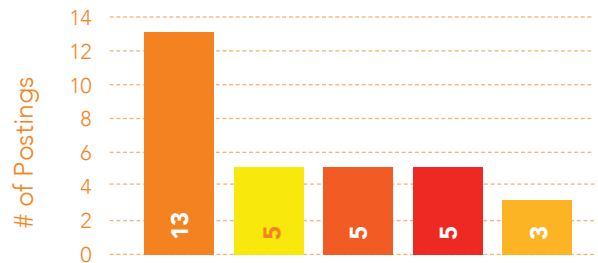
135 Total Number of Job Postings **↑14** from July

Top 5 Industries Hiring



Top 5 Companies Posting Vacancies

- West Parry Sound Health Centre
- Youthdale Treatment Centres
- Country Haven Acres Residential Services
- Lakeland Long Term Care
- The Friends



Top 5 Positions

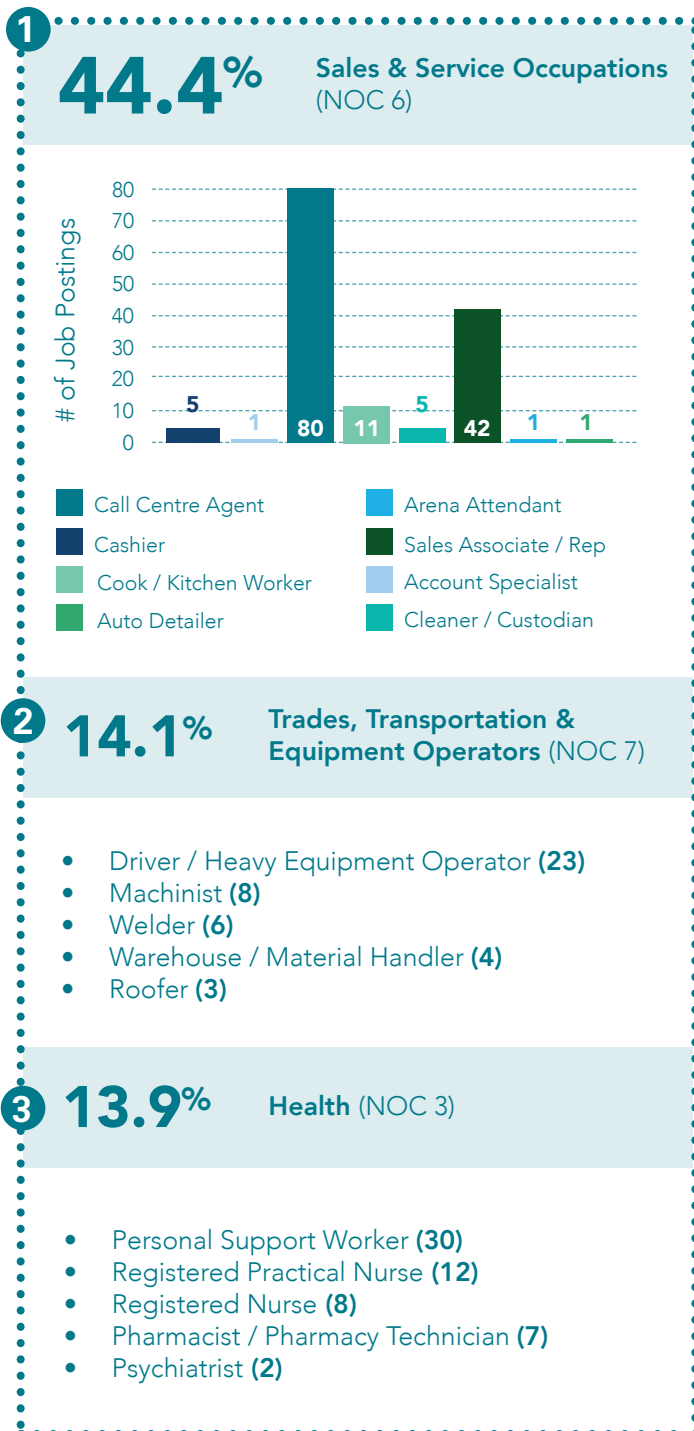
- 7** Registered Nurse
- 5** Residential Counsellor
- 5** Personal Support Worker
- 4** Registered Practical Nurse
- 3** Child & Youth Worker

- 2 18.5% : Retail Trade (NAIC 44-45)
- 3 17.9% : Admin & Support, Waste Management & Remediation Services (NAIC 56)
- 4 9.2% : Accommodation & Food Services (NAIC 72)
- 5 6.4% : Manufacturing (NAIC 31-33)

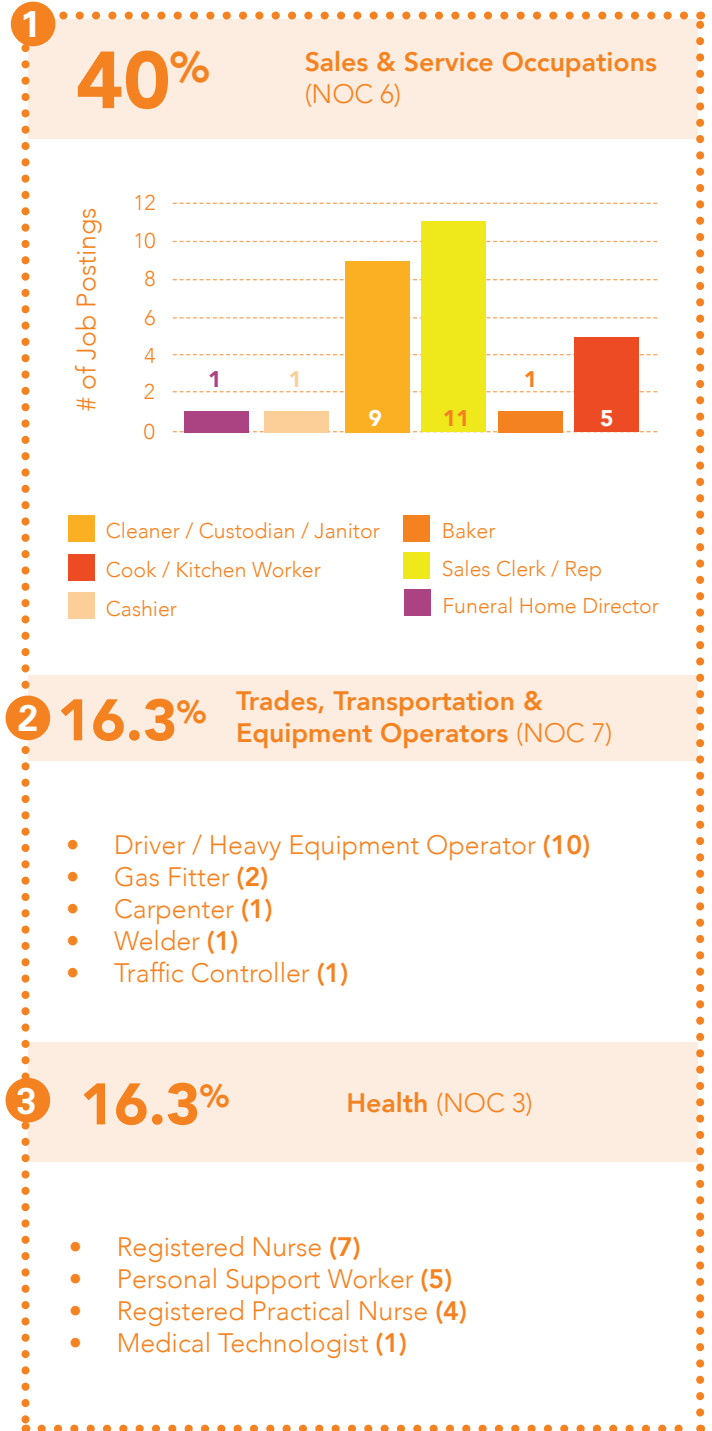
- 2 23% : Retail Trade (NAIC 44-45)
- 3 7.4% : Accommodation & Food Services (NAIC 72)
- 4 6.7% : Construction (NAIC 23)
- 5 5.2% : Manufacturing (NAIC 31-33)

* National Occupation Classification (NOC) is the system utilized by the Government of Canada to organize occupations based on the primary job requirements and skill level.

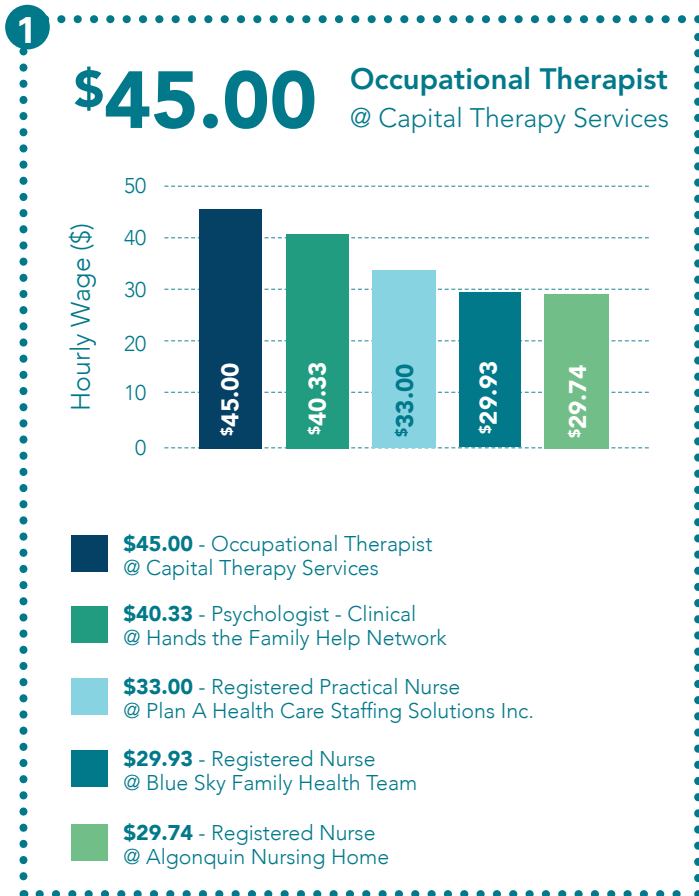
Top 3 Occupational Categories



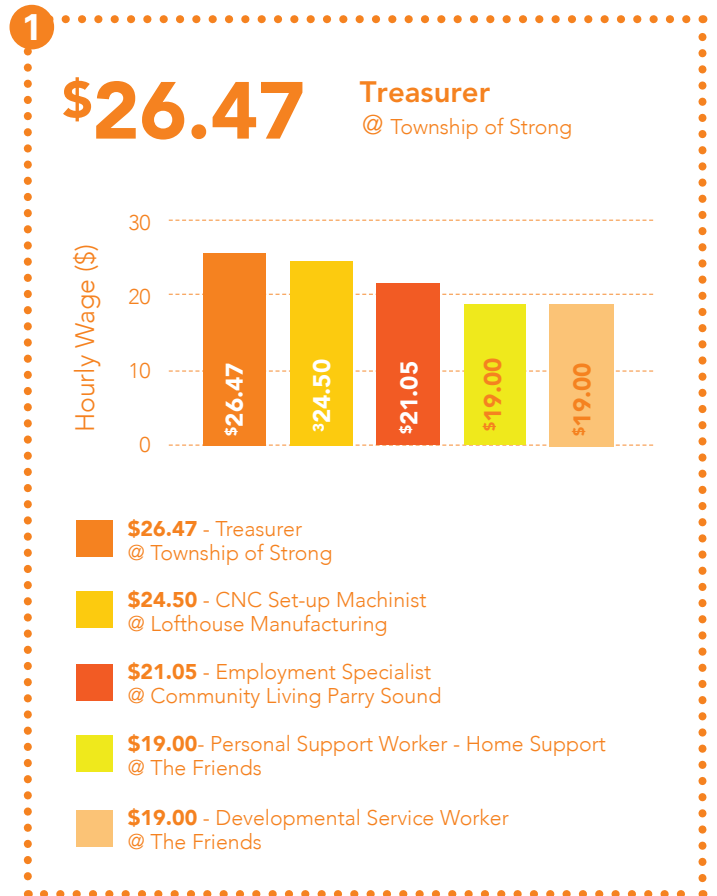
Top 3 Occupational Categories



Highest Paying Jobs By Hourly Wage



Highest Paying Jobs By Hourly Wage



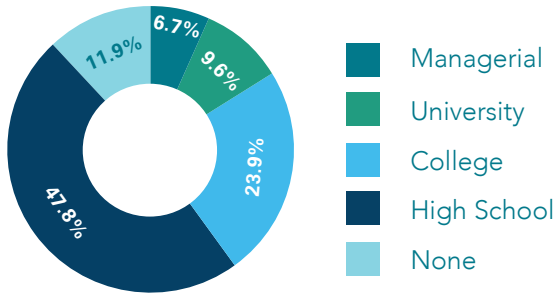
Highest Paying Jobs By Annual Salary

- 1 **\$70,000**
Legal Advisor
@ Métis Nation of Ontario
- 2 **\$60,000**
Manager - Security
@ Sword Management
- 3 **\$58,229**
Librarian
@ Nipissing University

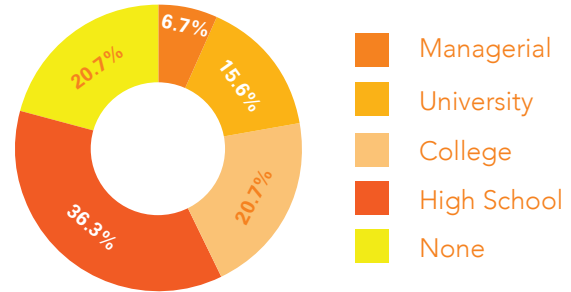
Highest Paying Jobs By Annual Salary

- 1 **\$69,399**
Resources Management Supervisor
@ Ministry of Natural Resources & Forestry
- 2 **\$59,834**
Management Forrester
@ Ministry of Natural Resources & Forestry
- 3 **\$55,265**
Fire Chief
@ Sundridge-Strong Volunteer Fire Department

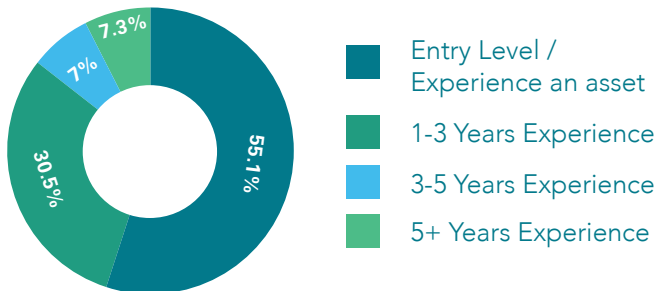
Skill / Educational Level Breakdown:



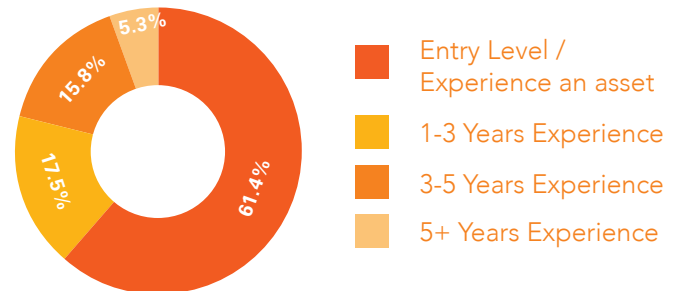
Skill / Educational Level Breakdown:



Required Experience Breakdown:



Required Experience Breakdown:



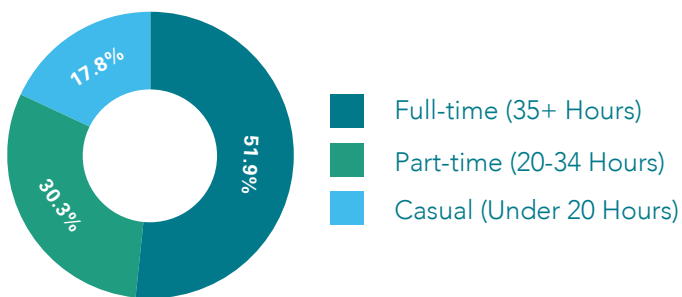
383 Postings listed experience requirements (73.8%)

136 Postings did not list any experience requirements (26.2%)

57 Postings listed experience requirements (42.2%)

78 Postings did not list any experience requirements (57.8%)

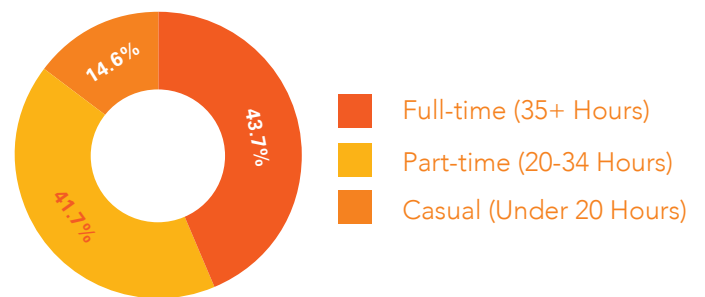
Full-time / Part-time Breakdown



455 Postings listed hours offered (87.7%)

64 Postings did not list hours offered (17.1%)

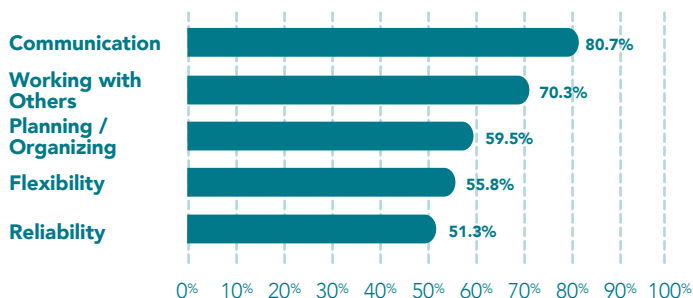
Full-time / Part-time Breakdown



103 Postings listed hours offered (76.3%)

32 Postings did not list hours offered (23.7%)

Top 5 Most Desired Soft Skills



There were 519 vacancies posted within Nipissing District for the month of August 2016 which came from a variety of print and online sources. This is a very large (+23.3%) increase from the previous month figure of 421 and also an increase (12.1%) from the 463 vacancies seen in August of 2015. The 519 vacancies were posted by 226 unique employers; 42 more than posted in the previous month.

The Health Care and Social Assistance (NAICS-62) industry led the way with a 21.2% share of all vacancies; a slight 0.5% increase from the share it held in July. The top three industries by vacancy share also included Retail Trade (NAICS-44-45) with 18.5% of all vacancies and Administration and Support, Waste Management and Remediation Services with 17.9% of all vacancies after seeing a 5.6% bump in this figure compared to July. The largest drop was seen in vacancies within the Professional, Scientific and Technical Services industry; losing 5.6% of its vacancy share and sitting at 5.0% for this month.

The largest vacancy share in terms of occupational classification (NOC) was seen within the Sales and Service (NOC-6) occupations with 44.1% of the total vacancies in August. This was a 5.2% jump from last month's figure and virtually similar (+0.5%) from the share it held in August of 2015. Business, Finance and Administration (NOC-1) occupations saw the greatest drop (-3.5%) moving from 10.5% in July to 6.9% in August.

Job postings were gathered online from www.jobbank.gc.ca, www.indeed.ca, and www.wowjobs.ca, and the North Bay & District Jobs Facebook page. They were also gathered from our local newspapers including: Almaguin News, Parry Sound North Star, North Bay Nugget, Mattawa Recorder, and West Nipissing Tribune.

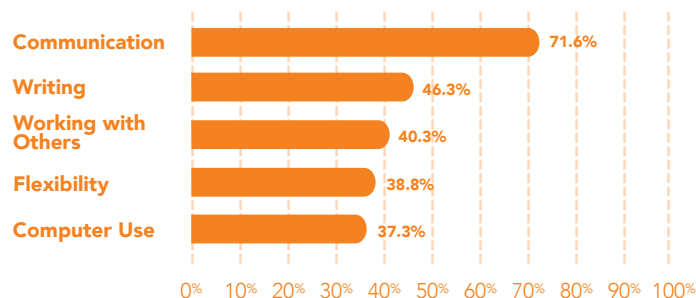
² Includes placement agencies, employment service providers and temporary agencies postings which could otherwise fall under other industries but actual employers are unknown at this time.

³ HGS and Zedd both post very frequently and state they are looking for large numbers of employees. As a result only 1 posting for each was considered

For more information & further details about local vacancies, please contact :

The Labour Market Group
Toll Free: 1-877-223-8909
info@thelabourmarketgroup.ca

Top 5 Most Desired Soft Skills



135 vacancies were recorded in Parry Sound District for the month of August from a variety of online and print media sources. This represents a 11.6% increase from the 121 vacancies posted in July and significantly higher (+23.9%) than the 109 vacancies found in August of 2015. These vacancies were posted by 64 unique employers; a similar figure to the 63 unique employers in the previous month.

The greatest number of vacancies came from the Health Care and Social Assistance (NAICS-62) industry with 29.6% of the overall vacancy share. This is a significant increase (+8.1%) from the July figure of 21.5%. In July of 2015 this industry had 21.1% of the overall vacancy share. A large gain (+4.8%) was also seen for vacancies in the Retail Trade (NAICS-44-45) industry which now holds 23.0% of the vacancy share. A very large drop (-13.3%) was recorded in the Accommodation and Food Services (NAICS-72) industry which now represents 7.4% of all vacancies.

Vacancies classified as Sales and Service (NOC-6) occupation based made up the greatest portion of the vacancies with 40.0% of the overall share. This marks a 8.6% increase from the figure of a month ago. Large gains were also seen in Education, Law and Social, Government and Community Services (NOC-4) based occupations after jumping from 4.1% of the vacancy share in July to 8.9% in this month. Trades, Transportation and Equipment Operator (NOC-7) vacancies saw the greatest drop (-4.4%) from the previous month and now make up 16.3% of the vacancies.



The Labour Market Group
Guiding partners to workforce solutions.