



## IN THIS EDITION

Community Profile - Temagami

Literacy Data for Nipissing and Parry Sound, 2014-2015

Monthly Job Vacancy Report for Nipissing & Parry Sound

Employer One Survey

## COMMUNITY PROFILE - TEMAGAMI



Number of Jobs **203**





Number of Employers **99**




Average Income **\$36,200.00**

**TABLE 1: TOP 5 INDUSTRIES BY JOB**

	2013	2014	% OF TOTAL JOBS	% CHANGE	AVG INCOME
Ambulatory Care	26	31	15.3%	19%	\$50,901.00
Food and Drinking Places 	31	29	14.3%	-6%	\$15,802.00
Accommodation Services	32	29	14.3%	-9%	\$25,018.00
Education Services 	23	21	10.3%	-9%	\$54,442.00
Aboriginal Public Admin.	13	12	5.9%	-8%	\$27,673.00

**TABLE 2: TOP OCCUPATIONS BY JOBS**

	2013	2014	% OF TOTAL JOBS
Cleaners	17	18	8.9%
Secondary & Elementary Teachers and Custodial Counsellors 	13	12	5.9%



## SEASONAL CAREER FAIR

Thursday, October 8th, 2015  
10:00 am - 2:00 pm  
Memorial Gardens  
100 Chippewa St. W., North Bay

Attention Employers!  
This is your opportunity to find the qualified employees you need for your organization!

Registration is FREE



Questions or concerns?  
Feel free to contact us at  
info@thelabourmarketgroup.ca

T. 705.474.0812  
Toll Free 1.877.223.8909  
F. 705.474.2069

101, Worthington St. East  
Suite 238  
North Bay, Ontario

The Labour Market Group is funded by  
**EMPLOYMENT ONTARIO**

## LITERACY DATA FOR NIPISSING AND PARRY SOUND 2014-2015

NIPISSING PARRY SOUND

### Number of In-Person Learners

There were statistically more new learners in Nipissing in 2014-2015 than in the North and Ontario.

The proportion of New learners was greater in Parry Sound than in both the North and Ontario.

### Service provider Sector Designation

Compared to the North, Nipissing had more learners affiliated with a School Board and fewer with Community Agency

The proportion of learners affiliated with a School Board and with a Community College are lower in Parry Sound than in the North and in Ontario.

### Age

Compared to the North, Nipissing had more learners under 19 and aged 20-29, fewer aged 45-64 and over 65.

Statistically fewer Parry Sound learners are under age 19, between ages 30-44 and between ages 45-64 than in Ontario.

### Labour Force Attachment

Compared to the North, Nipissing has fewer Employed Full Time and more Full-Time and Part-time students

Parry Sound has statistically more Unemployed learners than both the North and Ontario.

### Source of Income

More learners' income was from Ontario Works or ODSP than the North or Ontario

ODSP was statistically higher in Parry Sound than the North.



# MONTHLY JOB VACANCY REPORT FOR NIPISSING & PARRY SOUND

For full details visit our new website [www.thelabourmarketgroup.ca](http://www.thelabourmarketgroup.ca)

## THE EMPLOYER ENGAGEMENT WORKSHOP SERIES FOR A DIVERSE WORKFORCE

Join Us October 20, 2015

Free sessions include:

- Recruiting & Developing Culturally Diverse Employees
- Bridging Cultural Diversity For Competitive Advantage

Best Western Hotel and Conference Centre

Register by October 16

For more information contact Kait Morris  
North Bay and District Multicultural Centre  
[kaitmorris@nbdmcc.ca](mailto:kaitmorris@nbdmcc.ca) • 705-495-8931

TOTAL NUMBER  
OF NIPISSING  
JOB POSTINGS. **463**

TOP 4 POSITIONS WITH  
VACANCIES: NIPISSING

- 1 Call Centre Related
- 2 Cleaner 
- 3 Carpenter/Labourer
- 4 Driver 

TOP 3 PAYING VACANCIES:  
NIPISSING

- 1 Registered Nurse \$29.33/hr - \$50.00/hr 
- 2 Corrections Officer \$24.02/hr
- 3 Heavy Equipment Operator \$23.42/hr

TOP INDUSTRY WITH  
VACANCIES: NIPISSING  
**Administrative  
and Support  
(29.7%)**

TOTAL NUMBER  
OF PARRY SOUND  
JOB POSTINGS. **109**

TOP 3 PAYING VACANCIES:  
PARRY SOUND

- 1 Contract Procurement Manager \$40.00/hr
- 2 Pathology Assistant \$34.00/hr
- 3 Registered Nurse \$31.20/hr 

TOP 4 POSITIONS WITH  
VACANCIES: PARRY SOUND

- 1 Personal Support Worker/ Health Care Aid
- 2 Registered Nurse 
- 3 Child and Youth Worker
- 4 Mental Health Support Worker 

TOP INDUSTRY  
WITH VACANCIES:  
PARRY SOUND  
**Health Care and  
Social Assistance  
(21.1%)**



## ARE YOU AN EMPLOYER? WE NEED YOUR HELP!

You have the missing pieces to our puzzle.

To better understand workforce development challenges faced by employers across northern Ontario, six workforce planning boards from across the north are calling on local employers to help identify their labour market needs through the employerone survey.



EMPLOYMENT  
ONTARIO

Help us better understand  
the issues and challenges  
facing your business!

Complete the survey online at [www.thelabourmarketgroup.ca](http://www.thelabourmarketgroup.ca)

T. 705.474.0812  
Toll Free 1.877.223.8909  
F. 705.474.2069

101, Worthington St. East  
Suite 238  
North Bay, Ontario

The Labour Market Group is funded by

**EMPLOYMENT  
ONTARIO**