



IN THIS EDITION

Employment income by occupation

Canada's Top Jobs for 2014 - Change in Jobs 2013-2014

Canada-Ontario Job Grant

UPCOMING JOB FAIRS

Parry Sound
March 4th, 2015

Canadore and Nipissing
March 11th, 2015

West Nipissing
April 16th, 2015



The Labour Market Group

TELL US HOW WE ARE DOING!

COMPLETE THE LMG'S PERFORMANCE SURVEY ONLINE TODAY!

thelabourmarketgroup.ca

T. 705.474.0812
Toll Free 1.877.223.8909
F. 705.474.2069

101 Worthington St. East
Suite 238
North Bay, Ontario

The Labour Market Group is funded by

EMPLOYMENT ONTARIO

Employment income by occupation



TABLE 1: AVERAGE EMPLOYMENT INCOME, FULL-TIME/FULL-YEAR EMPLOYEES, 2010

	RANK IN ON	% OF ON	AVERAGE NIPISSING	EMPLOYMENT ONTARIO	INCOME PARRY SOUND	% OF ON	RANK IN ON
ALL OCCUPATIONS	29th	87%	\$53,344	\$61,496	\$50,182	82%	40th
Management occupations	11th	87%	\$76,286	\$87,806	\$62,692	71%	30th
Business, finance and administration occupations	30th	84%	\$48,211	\$57,499	\$50,301	88%	20th
Natural and applied sciences and related occupations	24th	93%	\$70,010	\$75,215	\$60,948	81%	43rd
Health occupations	31st	92%	\$64,071	\$69,844	\$59,752	86%	40th
Education, law, social, community, government services	29th	90%	\$63,218	\$70,506	\$61,285	87%	38th
Occupations in art, culture, recreation and sport	39th	68%	\$32,066	\$47,466	\$33,995	72%	34th
Sales and service occupations	42nd	79%	\$32,041	\$40,730	\$32,166	79%	41st
Trades, transport and equipment operators and related	37th	93%	\$46,775	\$50,471	\$45,879	91%	40th
Natural resources, agriculture and related production	15th	101%	\$40,827	\$40,510	\$33,445	83%	28th
Occupations in manufacturing and utilities	41st	88%	\$42,932	\$48,810	\$43,627	89%	39th

TABLE 2: AVERAGE EMPLOYMENT INCOME BY SKILL LEVEL, FULL-TIME/FULL-YEAR EMPLOYEES, 2010

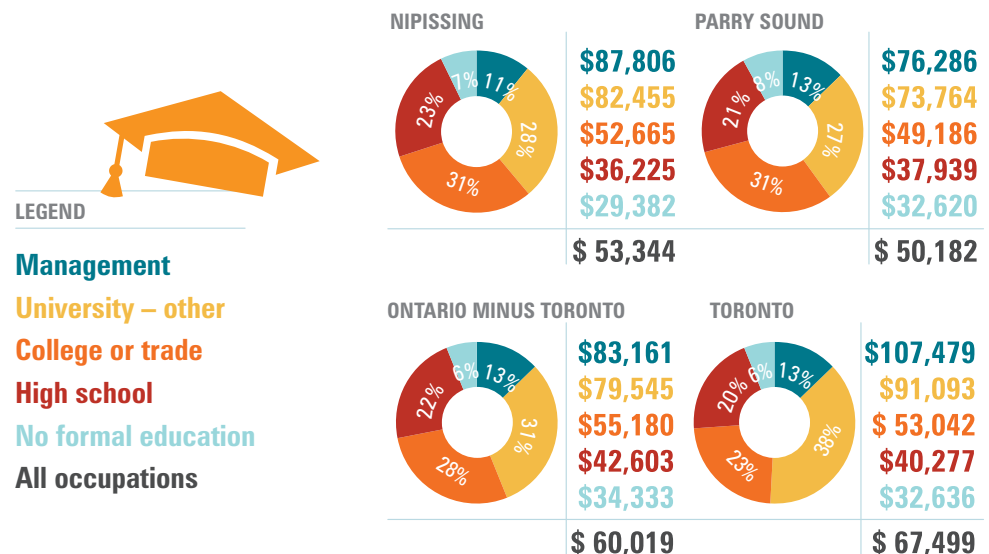
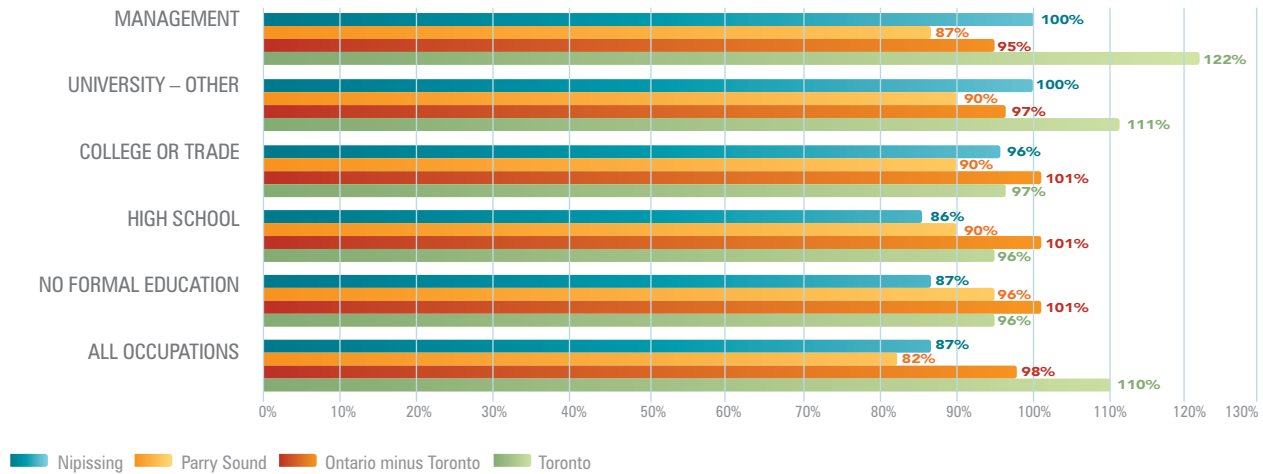


TABLE 3: AVERAGE EMPLOYMENT INCOME BY SKILL LEVEL, FULL-TIME/FULL-YEAR EMPLOYEES AS A PERCENTAGE OF ONTARIO AVERAGE, 2010



WEST NIPISSING
GET JOB READY

In preparation for the West Nipissing Job Fair!

Are you looking for work or a job change?

March 26th, 2015
9:30am - 2:30pm

Marcel Noël
Community Hall
219 O'Hara Street,
Sturgeon Falls, ON

Questions or concerns?
Feel free to contact us at
info@thelabourmarketgroup.ca

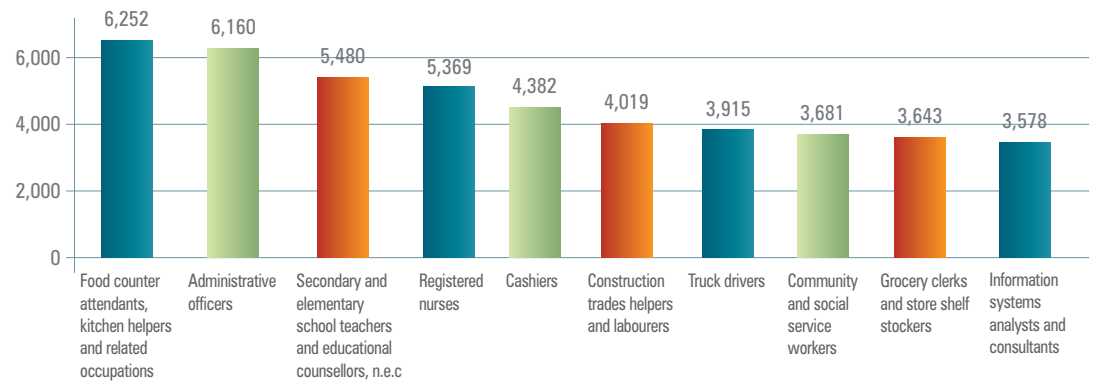
T. 705.474.0812
Toll Free 1.877.223.8909
F. 705.474.2069

101 Worthington St. East
Suite 238
North Bay, Ontario

The Labour Market Group is funded by

EMPLOYMENT ONTARIO

Canada's Top Jobs for 2014 - Change in Jobs, 2013-2014



Source: EMSI 2014.1

- Nearly 16 million estimated jobs for employees in the Canadian economy.
- There are now almost a million more jobs in Canada than there were six years ago, and almost two million more than 10 years ago.
- There are many sectors in the economy that are adding new jobs more rapidly.

Canada-Ontario Job Grant

The Canada-Ontario Job Grant provides an opportunity for employers to invest in their workforce, with help from the government.

The Job Grant will provide direct financial support to individual employers who wish to purchase training for their employees. It is available to small, medium and large businesses with a plan to deliver short-term training to existing and new employees

Apply Now! www.ontario.ca/employeetraining

