



IN THIS EDITION

Unemployment Stats

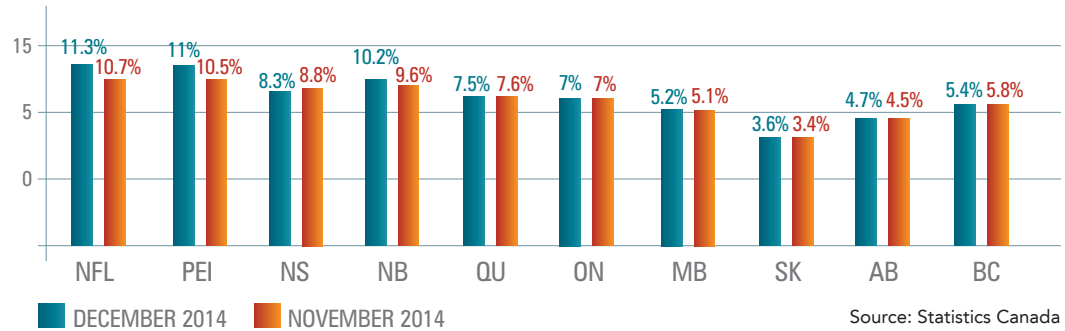
Best Jobs for 2014 in Canada

Regional Employment

Tourism Report

Unemployment Stats

Unemployment rates for the provinces, December 2014



Best Jobs for 2014 in Canada

BUSINESS AND FINANCE

Market Research Analysts and Marketing Specialists
Jobs added since 2010: 54,979
Median hourly earnings: \$29.10

Training and Development Specialists
Jobs added since 2010: 18,042
Median hourly earnings: \$27.14

Financial Analysts
Jobs added since 2010: 17,060
Median hourly earnings: \$37.34

Logisticians
Jobs added since 2010: 11,897
Median hourly earnings: \$35.08

Meeting, Convention and Event Planners
Jobs added since 2010: 10,867
Median hourly earnings: \$22.56

MEDIA AND COMMUNICATIONS

Interpreters and Translators
Jobs added since 2010: 8,377
Median hourly earnings: \$22.39



ENGINEERING

Petroleum Engineers
Jobs added since 2010: 7,158
Median hourly earnings: \$63.97

COMPUTERS AND TECHNOLOGY

Software Developers, Applications and Software
Jobs added since 2010: 104,348
Median hourly earnings: \$45.06

Web Developers
Jobs added since 2010: 13,364
Median hourly earnings: \$27.84

Database Administrators
Jobs added since 2010: 11,241
Median hourly earnings: \$37.39

Information Security Analysts
Jobs added since 2010: 5,671
Median hourly earnings: \$41.62

HEALTH

Physical Therapists
Jobs added since 2010: 14,011
Median hourly earnings: \$37.93

Source: Career Builder and EMSI

WEST NIPISSING

GET JOB READY

In preparation for the West Nipissing Job Fair!

Are you looking for work or a job change?

March 26th, 2015
9:30am - 2:30pm

Marcel Noël
Community Hall

219 O'Hara Street,
Sturgeon Falls, ON

T. 705.474.0812
Toll Free 1.877.223.8909
F. 705.474.2069

101 Worthington St. East
Suite 238
North Bay, Ontario

The Labour Market Group is funded by

EMPLOYMENT ONTARIO

Regional Employment



NIPISSING

Employer	Total # of Employees
North Bay Regional Health Centre	2286
Near North District School Board	1500
Nipissing University	1037
Canadian Forces	615
Corporation of the City of North Bay	544

PARRY SOUND

Employer	Total # of Employees
West Parry Sound Health Centre	401
District of Parry Sound Social Services Administration Board	173
Lofthouse Forging & Machining	155
Lakeland Long Term Care	150
Eastholme	145

(Employment numbers verified by telephone at December 2014)

Labour Market Group
presents

GET JOB READY ▶▶

TUESDAY
APRIL 14, 2015
NORTH BAY

for more information:
thelabourmarketgroup.ca



The Labour Market Group

TELL US HOW WE ARE DOING!

COMPLETE THE LMG'S
PERFORMANCE SURVEY
ONLINE TODAY!

thelabourmarketgroup.ca

Questions or concerns?
Feel free to contact us at
info@thelabourmarketgroup.ca

T. 705.474.0812
Toll Free 1.877.223.8909
F. 705.474.2069

101 Worthington St. East
Suite 238
North Bay, Ontario

The Labour Market Group is funded by

EMPLOYMENT ONTARIO

Tourism Report

Source: Tourism Labour Market Initiative
Northeastern Ontario Report

TABLE 16: PERCENTAGE OF ALL JOBS (WITH FIXED PLACE OF WORK) IN TOURISM SECTOR, 2011

NIPISSING	MANITOULIN	GREATER SUDBURY	SUDBURY	TIMISKAMING	COCHRANE	ONTARIO
8.5%	8.6%	8.2%	6.5%	5.9%	6.9%	8.0%

TABLE 17: PERCENTAGE DISTRIBUTION OF TOURISM EMPLOYMENT BY TOURISM SUBSECTORS, 2011




	 711 Performing arts, sports	 712 Heritage institutions	713 Amusement, recreation	7211 Traveler accommodations	7212 RV parks & rec camps	7221 Full-service restaurants	7222 Limited-service restaurants	7224 Drinking places
ONTARIO	7%	2%	16%	10%	1%	29%	32%	2%
NIPISSING	3%	4%	10%	15%	2%	22%	41%	3%
MANITOULIN	8%	7%	13%	15%	0%	46%	12%	0%
GREATER SUDBURY	3%	4%	14%	11%	0%	29%	38%	0%
SUDBURY	0%	0%	8%	26%	2%	20%	44%	0%
TIMISKAMING	3%	0%	7%	10%	5%	41%	34%	0%
COCHRANE	2%	0%	9%	18%	2%	27%	41%	1%

TABLE 18: PERCENTAGE OF YOUTH AGED 15 TO 24 YEARS OF AGE EMPLOYED IN SELECT TOURISM OCCUPATIONS

	ONTARIO	NIPISSING	MANITOULIN	GREATER SUDBURY	SUDBURY	TIMISKAMING	COCHRANE
ALL OCCUPATIONS	13%	14%	11%	15%	11%	13%	13%
PROGRAM INSTRUCTORS	53%	53%	75%	55%	---	42%	60%
FOOD SERVICE SUPERVISORS	38%	40%	---	25%	---	---	---
COOKS	35%	34%	14%	36%	---	24%	21%
HOSTS/HOSTESSES	81%	100%	---	60%	---	---	100%
BARTENDERS	31%	46%	---	36%	---	---	---
FOOD & BEVERAGE SERVERS	46%	45%	43%	60%	30%	---	42%
HOTEL FRONT DESK CLERKS	27%	47%	---	50%	---	---	28%
CASHIERS	53%	44%	54%	55%	35%	44%	51%
FOOD COUNTER ATTENDANTS	55%	55%	65%	61%	33%	49%	42%
LIGHT DUTY CLEANERS	11%	20%	17%	20%	---	15%	15%
LANDSCAPING LABOURERS	41%	45%	40%	38%	---	54%	35%

Canada-Ontario Job Grant

The Canada-Ontario Job Grant provides an opportunity for employers to invest in their workforce, with help from the government.

The Job Grant will provide direct financial support to individual employers who wish to purchase training for their employees. It is available to small, medium and large businesses with a plan to deliver short-term training to existing and new employees.

Apply Now! www.ontario.ca/employeetraining

