

NIPISSING	Number of Employers
2008	393
2009	385
2010	392
2011	428
2012	413

PARRY SOUND	Number of Employers
2008	220
2009	218
2010	217
2011	177
2012	169




Year over year, this sector has had the second largest number of employers in the district



Year over year, this sector has had the fourth largest number of employers in the district



413 employers represent
8.6 %
of Total Employers
(15 % of Ontario)




Year over year, the sector lost 15 employers




This sector lost 8 employers during the past year

169 employers represent
6.3 %
of Total Employers
(15 % of Ontario)



PROFESSIONAL, SCIENTIFIC & TECHNICAL SERVICES



NAICS 541



This subsector is made up of businesses primarily engaged in activities in which human capital is the major input

Most of the industries grouped in it have production processes that are almost wholly dependant on worker skills

Much of the expertise requires university or college education



Excluded are those who provide instruction / training in a wide variety of subjects and providers of health care by diagnosis and treatment

Subsectors:

- 5411 Legal Services
- 5412 Accounting, Tax Preparation, Bookkeeping and Payroll Services
- 5413 Architectural, Engineering and Related Services
- 5414 Specialized Design Services
- 5415 Computer Systems Design and Related Services
- 5416 Management, Scientific and Technical Consulting Services
- 5417 Scientific Research and Development Services
- 5418 Advertising, Public Relations and Related Services
- 5419 Other Professional, Scientific and Technical Services

Major Occupations Within Industry:

- 123 Finance and Insurance Administrative Occupations
- 421 Paralegals, Social Services Workers and Occupations in Education and Religion
- 411 Judges, Lawyers and Quebec Notaries
- 124 Secretaries, Recorders, and Transcriptionists
- 141 Clerical Occupations, General Office Skills
- 111 Auditors, Accountants and Investment Professionals
- 217 Computer and Information Systems Professionals
- 228 Technical Occupations in Architecture, Drafting, Surveying and Mapping
- 213 Civil, Mechanical, Electrical and Chemical Engineers
- 522 Photographers, Graphic Arts Technicians and Technical and Coordinating Occupations in Motion Pictures
- 112 Human Resources and Business Services Professionals
- 215 Architects, Urban Planners and Land Surveyors
- 641 Sales Representatives, Wholesale Trade

This sector has the third largest amount of employees in small & medium enterprises

This sector has the tenth largest amount of employees in small & medium enterprises

