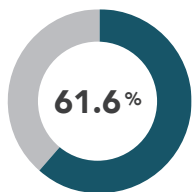
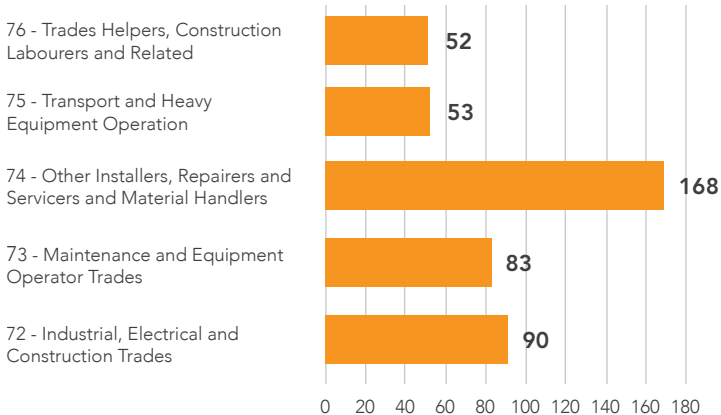


NOC: National Occupation Classification (NOC) is the system utilized to organize occupations based on the primary job requirements and skill level.
NAIC: North American Industry Classification System is the system utilized by to classify companies based on their primary functions/objectives.
LMG Vacancy Study: This report provides an overview of the job vacancies for the month for the period of July 2015 to April 2016

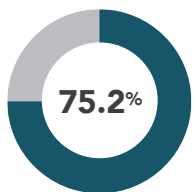
TRADES

TRANSPORT & EQUIPMENT OPERATORS AND RELATED OCCUPATIONS (NOC 7)

JOB VACANCIES IN NIPISSING DISTRICT BY MAJOR GROUP (LMG Vacancy Study)



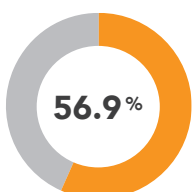
% of positions requiring a high school diploma or less



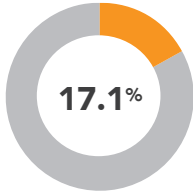
% of full-time positions (35+ hours/week)



6,620
OCCUPIED
POSITIONS
in 2015 (Stats Can)



% of entry level positions



% of seasonal/temporary positions



45 AVERAGE
MONTHLY
VACANCIES
(LMG Vacancy Study)

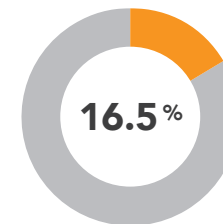
NIPISSING DISTRICT



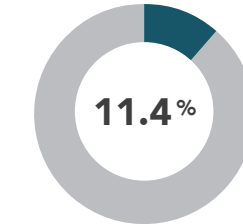
average starting wage
\$15.37
per hour
(LMG Vacancy Study)



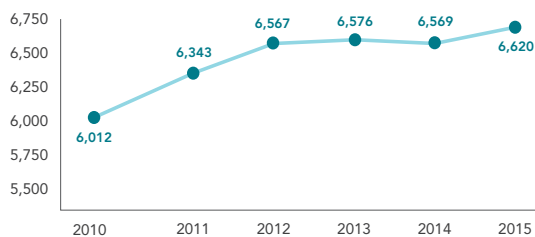
% share of all occupied positions (StatsCan)



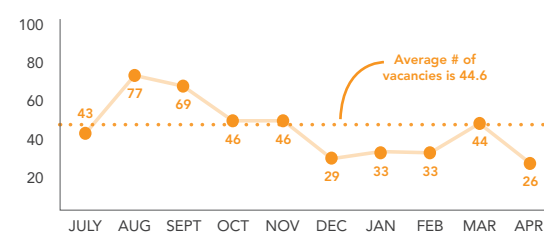
% share of all vacant positions (LMG Vacancy Study)



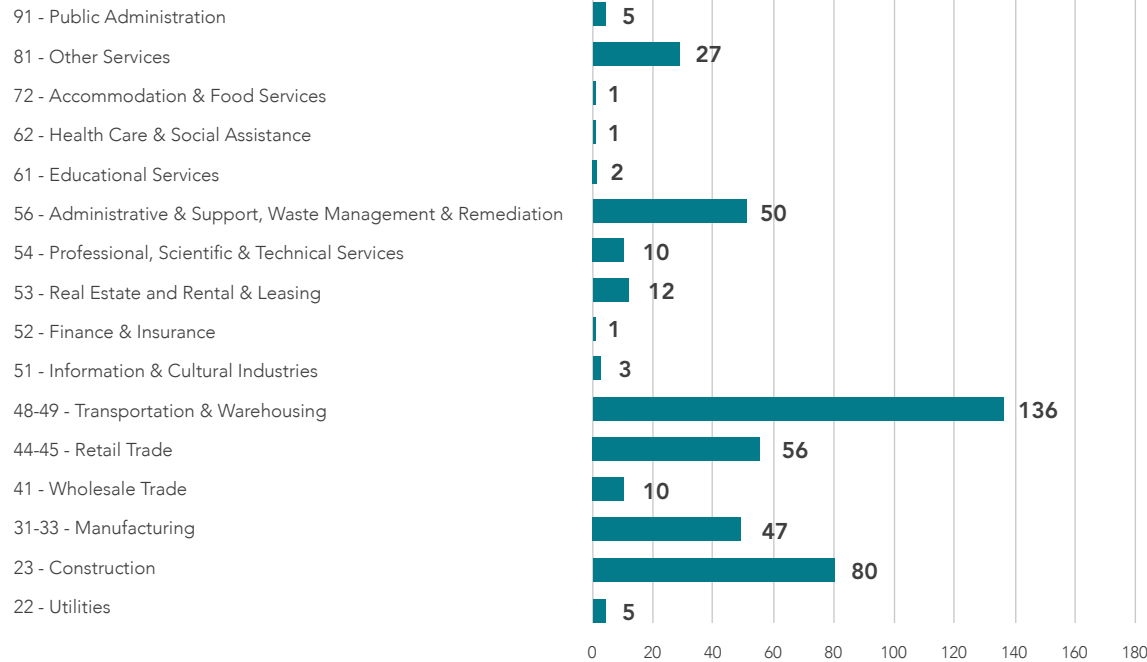
NUMBER OF OCCUPIED JOBS IN TRADES, TRANSPORTATION AND EQUIPMENT OPERATOR (NOC 7) PER YEAR, 2010-2015 (StatsCan)



NUMBER OF VACANT POSITIONS IN TRADES, TRANSPORTATION AND EQUIPMENT OPERATOR OCCUPATIONS (NOC 7) (LMG Vacancy Study)



TRADE POSITION REPRESENTATION IN VACANCIES AMONG MAJOR INDUSTRIES (NAICS)

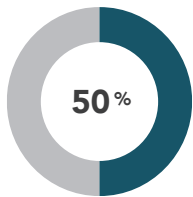
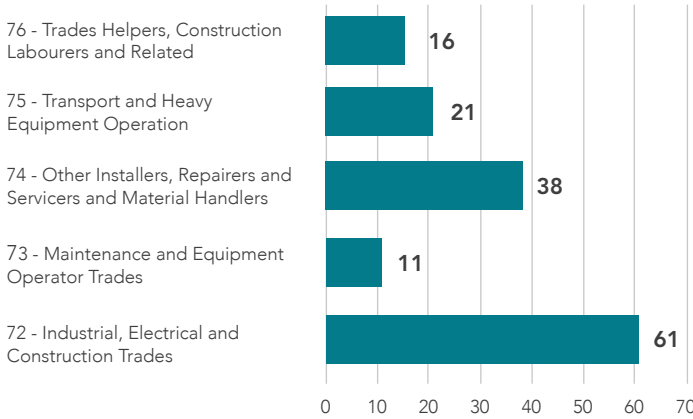


NOC: National Occupation Classification (NOC) is the system utilized to organize occupations based on the primary job requirements and skill level.
NAIC: North American Industry Classification System is the system utilized by to classify companies based on their primary functions/objectives.
LMG Vacancy Study: This report provides an overview of the job vacancies for the month for the period of July 2015 to April 2016

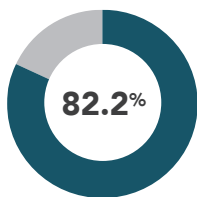
TRADES

TRANSPORT & EQUIPMENT OPERATORS AND RELATED OCCUPATIONS (NOC 7)

JOB VACANCIES IN PARRY SOUND DISTRICT BY MAJOR GROUP (LMG Vacancy Study)



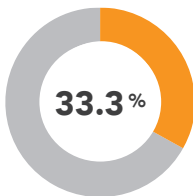
% of positions requiring a high school diploma or less



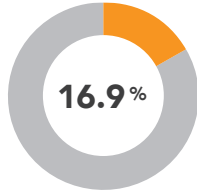
% of full-time positions (35+ hours/week)



1,909
OCCUPIED
positions
in 2015 (Stats Can)



% of entry level positions



% of seasonal/temporary positions



14
AVERAGE
MONTHLY
vacancies
(LMG Vacancy Study)

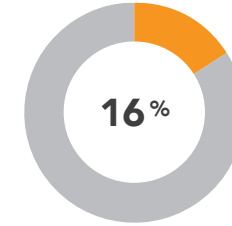
PARRY SOUND DISTRICT



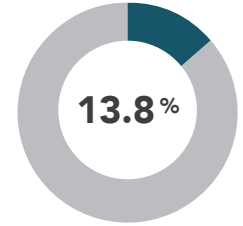
average starting wage
\$17.43
per hour
(LMG Vacancy Study)



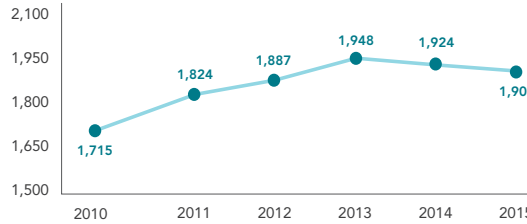
% share of all occupied positions (StatsCan)




% share of all vacant positions (LMG Vacancy Study)



NUMBER OF OCCUPIED JOBS IN TRADES, TRANSPORTATION AND EQUIPMENT OPERATOR (NOC 7) PER YEAR, 2010-2015 (StatsCan)



NUMBER OF VACANT POSITIONS IN TRADES, TRANSPORTATION AND EQUIPMENT OPERATOR OCCUPATIONS (NOC 7) (LMG Vacancy Study)



TRADE POSITION REPRESENTATION IN VACANCIES AMONG MAJOR INDUSTRIES (NAICS)

