

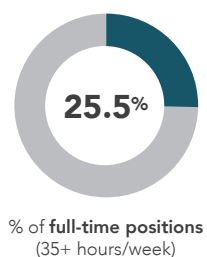
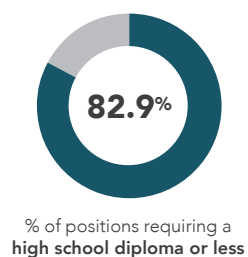
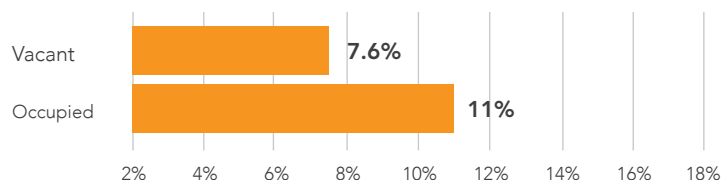
**NOC:** National Occupation Classification (NOC) is the system utilized to organize occupations based on the primary job requirements and skill level.  
**NAIC:** North American Industry Classification System is the system utilized by to classify companies based on their primary functions/objectives.  
**LMG Vacancy Study:** This report provides an overview of the job vacancies for the month for the period of July 2015 to April 2016

# PUBLIC ADMINISTRATION

NAIC 91

This report will focus on occupations within the Public Administration industry throughout both the Nipissing and Parry Sound Districts. This sector comprises establishments primarily engaged in activities of a governmental nature, that is, the enactment and judicial interpretation of laws and their pursuant regulations, and the administration of programs based on them.

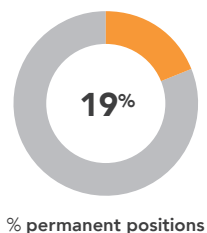
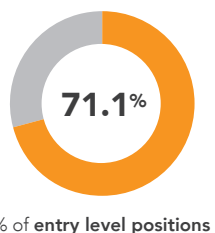
## COMPARISON OF OCCUPIED & VACANT POSITIONS IN TERMS OF % SHARE OF ALL OCCUPATIONS



**4,572**  
OCCUPIED  
positions  
in 2015 (Stats Can)



**33** AVERAGE  
MONTHLY  
vacancies  
(LMG Vacancy Study)

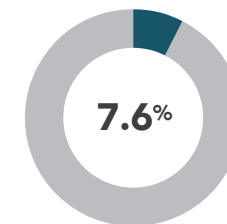
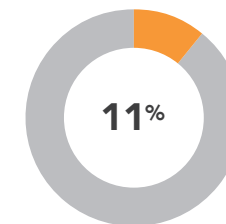


## NIPISSING DISTRICT

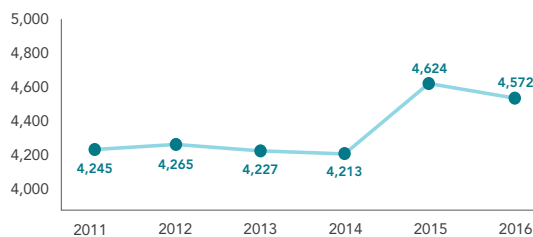
average starting wage  
**\$22.17**  
per hour  
(LMG Vacancy Study)

✓ % share of all occupied positions (StatsCan)

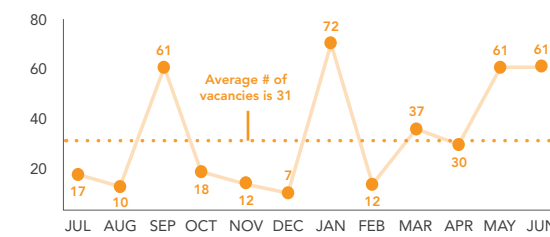
🚪 % share of all vacant positions (LMG Vacancy Study)



NUMBER OF OCCUPIED JOBS IN PUBLIC ADMINISTRATION (NAIC 91) PER YEAR, 2011-2016 (StatsCan)

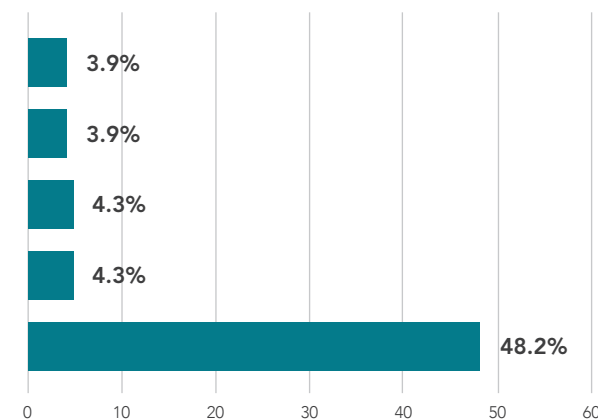


NUMBER OF VACANT POSITIONS IN PUBLIC ADMINISTRATION (NAIC 91) (LMG Vacancy Study)



## PUBLIC ADMINISTRATION POSITION REPRESENTATION IN VACANCIES AMONG MAJOR OCCUPATIONAL GROUPS (NOC)

- 42 - Paraprofessional Occupations in Legal, Social, Community and Education Services
- 21 - Professional Occupations in Natural and Applied Sciences
- 67 - Service Support and Other Service Occupations
- 41 - Professional Occupations in Law and Social, Community and Government Services
- 14 - Office Support Occupations



**NOC 42:** Paralegal and related occupations, Social and community service workers, Early childhood educators and assistants, Instructors of persons with disabilities, Other instructors, and Other religious occupations  
**NOC 21:** Physical science professionals, Life science professionals, Civil, mechanical, electrical and chemical engineers, Other engineers, Architects, urban planners and land surveyors, Mathematicians, statisticians and actuaries, and Computer and information systems professionals  
**NOC 67:** Food counter attendants, kitchen helpers and related support occupations, Support occupations in accommodation, travel and amusement services, Cleaners, and Other service support and related occupations, n.e.c.  
**NOC 41:** Judges, lawyers and Quebec notaries, Social and community service professionals, Policy and program researchers, consultants and officers  
**NOC 14:** General office workers, Office equipment operators, Financial, insurance and related administrative support workers, and Library, correspondence and other clerks

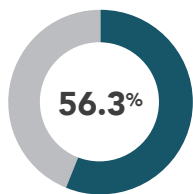
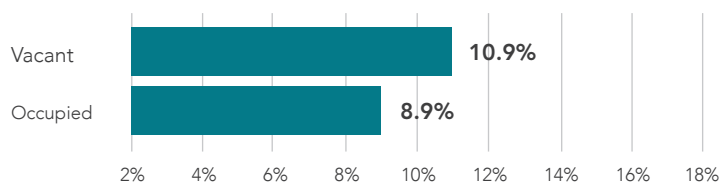
**NOC:** National Occupation Classification (NOC) is the system utilized to organize occupations based on the primary job requirements and skill level.  
**NAIC:** North American Industry Classification System is the system utilized by to classify companies based on their primary functions/objectives.  
**LMG Vacancy Study:** This report provides an overview of the job vacancies for the month for the period of July 2015 to April 2016

# PUBLIC ADMINISTRATION

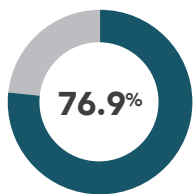
NAIC 91

This report will focus on occupations within the Public Administration industry throughout both the Nipissing and Parry Sound Districts. This sector comprises establishments primarily engaged in activities of a governmental nature, that is, the enactment and judicial interpretation of laws and their pursuant regulations, and the administration of programs based on them.

## COMPARISON OF OCCUPIED & VACANT POSITIONS IN TERMS OF % SHARE OF ALL OCCUPATIONS



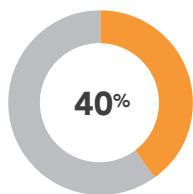
% of positions requiring a high school diploma or less



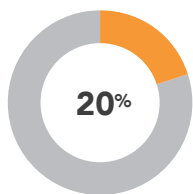
% of full-time positions (35+ hours/week)



**1,091**  
OCCUPIED  
positions  
in 2015 (Stats Can)



% of entry level positions



% permanent positions



**11** AVERAGE  
MONTHLY  
vacancies  
(LMG Vacancy Study)

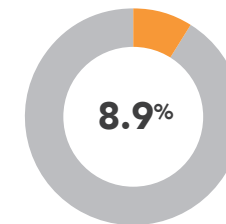
## PARRY SOUND DISTRICT



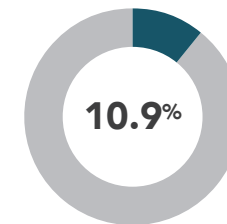
average starting wage  
**\$20.42**  
per hour  
(LMG Vacancy Study)



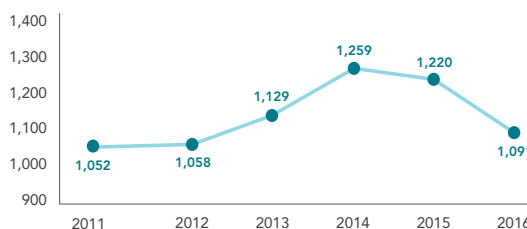
% share of all occupied positions (StatsCan)



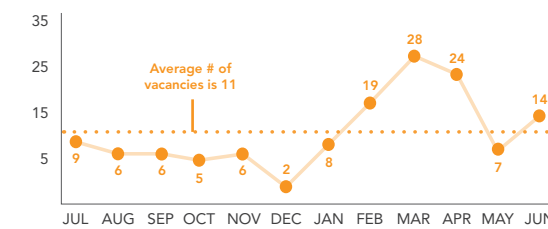
% share of all vacant positions (LMG Vacancy Study)



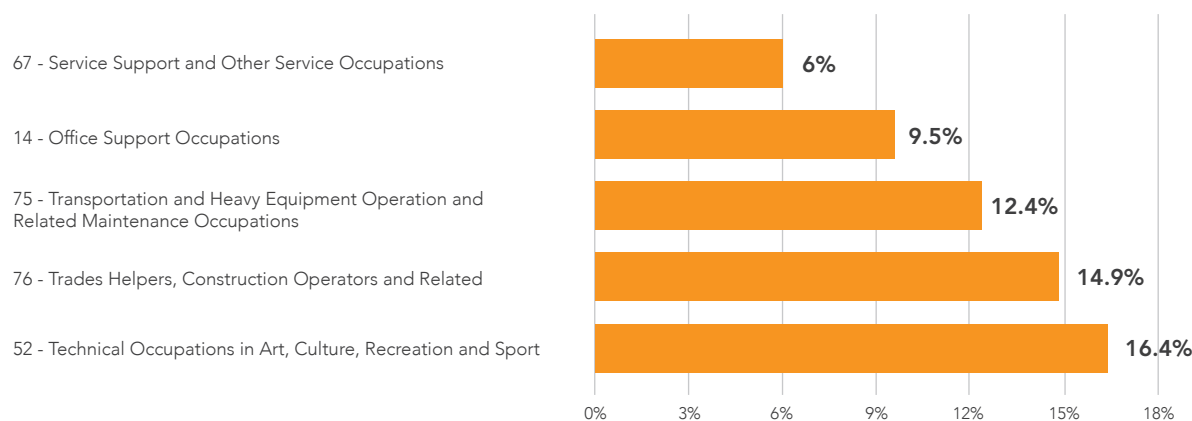
NUMBER OF OCCUPIED JOBS IN PUBLIC ADMINISTRATION (NAIC 91) PER YEAR, 2011-2016 (StatsCan)



NUMBER OF VACANT POSITIONS IN PUBLIC ADMINISTRATION (NAIC 91) (LMG Vacancy Study)



## PUBLIC ADMINISTRATION POSITION REPRESENTATION IN VACANCIES AMONG MAJOR OCCUPATIONAL GROUPS (NOC)



**NOC 67:** Food counter attendants, kitchen helpers and related support occupations, Support occupations in accommodation, travel and amusement services, Cleaners, and Other service support and related occupations, n.e.c.

**NOC 14:** General office workers, Office equipment operators, Financial, insurance and related administrative support workers, and Library, correspondence and other clerks

**NOC 75:** Motor vehicle and transit drivers, Heavy equipment operators, and Other transport equipment operators and related maintenance workers

**NOC 76:** Trades helpers and labourers, and Public works and other labourers, n.e.c.

**NOC 52:** Technical occupations in libraries, public archives, museums and art galleries, Photographers, graphic arts technicians and technical and co-ordinating occupations in motion pictures, broadcasting and the performing arts, Announcers and other performers, n.e.c., Creative designers and craftsmen, and Athletes, coaches, referees and related occupations