

# NIPISSING DISTRICT

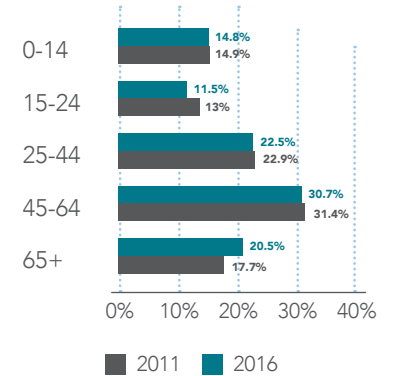
## CENSUS UPDATE

NIPISSING DISTRICT  
83,150

2016 Population: **83,150**  
2011 Population: **84,736**

**1.9%**  
DECREASE  
Year over year

AVERAGE AGE  
**43.7**  
YEARS

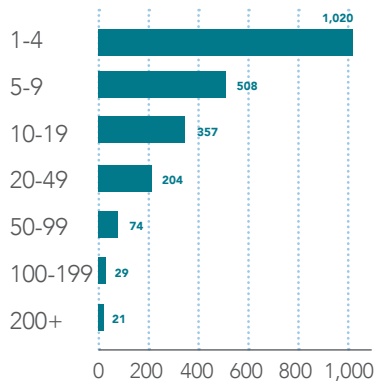


**6,056**  
BUSINESSES IN  
NIPISSING DISTRICT

**88.7%** OF BUSINESSES HAVE  
LESS THAN 10 EMPLOYEES

**63.5%**  
BUSINESSES  
HAVE NO  
EMPLOYEES

**36.5%**  
BUSINESSES  
EMPLOY  
AT LEAST 1  
EMPLOYEE



### HIGHEST LEVEL OF EDUCATION

EDUCATION	2016	2011
Less Than High School	14,665	15,060
High School	17,880	18,545
Apprenticeship/Trades	6,160	7,215
College +	19,105	17,945
University +	7,475	6,620
Post-Graduate	2,020	3,500

\* Aged 15+



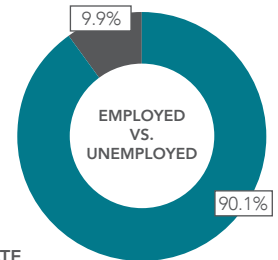
**21.3%** HOLD NO CERTIFICATE/DIPLOMA/DEGREE



**38,970**  
EMPLOYEES WORKING IN  
NIPISSING DISTRICT

- 1** Sales & Service Occupations (25.3%)
- 2** Trades, Transport & Equipment Operators and Related Occupations (16.2%)
- 3** Business, Finance & Administration Occupations (14.1%)

**57.8%**  
IN LABOUR  
FORCE



**57.8%** PARTICIPATION RATE

**52.1%** EMPLOYMENT RATE

**9.9%** UNEMPLOYMENT RATE

■ Employed  
■ Unemployed

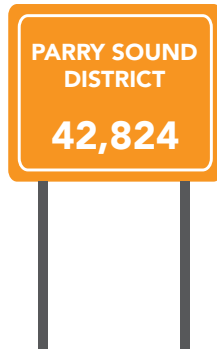


**6,056**  
BUSINESSES IN  
NIPISSING DISTRICT

- 1** Real Estate and Rental & Leasing (23.2%)
- 2** Construction (11.3%)
- 3** Retail Trade (9.9%)

# PARRY SOUND DISTRICT

## CENSUS UPDATE



2016 Population:  
**42,824**

2011 Population:  
**42,162**

**1.6%**  
**INCREASE**  
Year over year

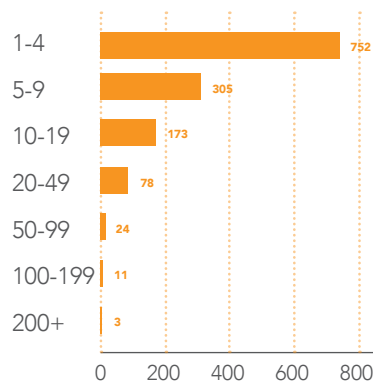


**3,942**  
**BUSINESSES IN PARRY SOUND DISTRICT**

**92.7%** OF BUSINESSES HAVE LESS THAN 10 EMPLOYEES

**65.9%**  
**BUSINESSES HAVE NO EMPLOYEES**

**34.1%**  
**BUSINESSES EMPLOY AT LEAST 1 EMPLOYEE**



### HIGHEST LEVEL OF EDUCATION

\* Aged 15+



EDUCATION	2016	2011
Less Than High School	7,585	8,850
High School	10,555	9,840
Apprenticeship/Trades	4,020	4,115
College +	9,800	8,745
University +	3,210	2,385
Post-Graduate	935	1,820

**20.8%** HOLD NO CERTIFICATE/DIPLOMA/DEGREE

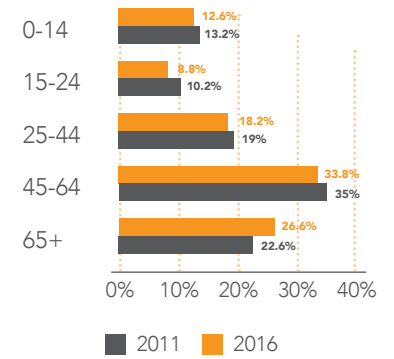


**19,770**  
**EMPLOYEES WORKING IN PARRY SOUND DISTRICT**

- 1 Sales & Service Occupations (22.7%)**
- 2 Trades, Transport & Equipment Operators and Related Occupations (22.1%)**
- 3 Business, Finance & Administration Occupations (12.5%)**



**AVERAGE AGE**  
**47.8 YEARS**

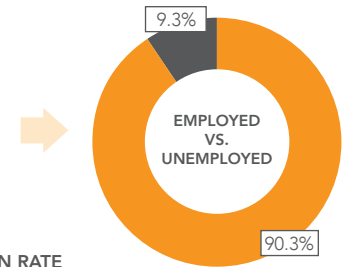


**55%**  
**IN LABOUR FORCE**

**55%** PARTICIPATION RATE

**49.9%** EMPLOYMENT RATE

**9.3%** UNEMPLOYMENT RATE



Employed  
Unemployed



**3,942**  
**BUSINESSES IN PARRY SOUND DISTRICT**

- 1 Construction (18.7%)**
- 2 Real Estate and Rental & Leasing (15.5%)**
- 3 Retail Trade (8.5%)**